

TORONTO BLUE JAYS
**NEXT
LEVEL**

TORONTO BLUE JAYS BASEBALL



»»» 2023
OFFICIAL GUIDE



2023 PROMOTIONS & EVENTS SCHEDULE

APRIL

TUE APR 11	HOME OPENER PRESENTED BY TD <i>BLUE JAYS</i> LIGHT-UP WRISTBAND GIVEAWAY PRESENTED BY TD (45,000 FANS ON ENTRANCE) <i>BLUE JAYS</i> MAGNET SCHEDULE GIVEAWAY PRESENTED BY TD (45,000 FANS ON EXIT) FIRST OPPORTUNITY TO EXPERIENCE THE NEW <i>BLUE JAYS</i> OUTFIELD DISTRICT
WED APR 12	VLADIMIR GUERRERO JR. GOLD GLOVE BOBBLEHEAD GIVEAWAY NIGHT PRESENTED BY TD VLADIMIR GUERRERO JR. GOLD GLOVE BOBBLEHEAD GIVEAWAY PRESENTED BY TD (FIRST 15,000 FANS)
MON APR 24	ROMANO & JANSEN HANDSHAKE BOBBLEHEAD GIVEAWAY NIGHT ROMANO & JANSEN HANDSHAKE BOBBLEHEAD GIVEAWAY (FIRST 15,000 FANS)
TUE APR 25	LOONIE DOGS NIGHT PRESENTED BY SCHNEIDERS \$1 HOT DOG NIGHT AT THE BALLPARK - VISIT THE NEW SCHNEIDERS PORCH
FRI APR 28	GEORGE SPRINGER NEW BLUE REPLICA JERSEY GIVEAWAY NIGHT GEORGE SPRINGER NEW BLUE REPLICA JERSEY GIVEAWAY (FIRST 15,000 FANS)
SUN APR 30	JR. JAYS OPENING DAY JR. JAYS SUNDAYS. KIDS 14 & UNDER RUN THE BASES POSTGAME

MAY

SUN MAY 14	MOTHER'S DAY ALEX MANDAH BOBBLEHEAD GIVEAWAY (FIRST 15,000 FANS) MOTHER'S DAY FESTIVITIES THROUGHOUT THE OUTFIELD DISTRICT
TUE MAY 16	LOONIE DOGS NIGHT PRESENTED BY SCHNEIDERS \$1 HOT DOG NIGHT AT THE BALLPARK - VISIT THE NEW SCHNEIDERS PORCH
FRI MAY 19	BLUE JAYS MAY 2-4 WEEKEND PRESENTED BY RYOBİ <i>BLUE JAYS</i> MESH HAT GIVEAWAY PRESENTED BY RYOBİ (FIRST 15,000 FANS) LONG WEEKEND ATMOSPHERE IN THE OUTFIELD DISTRICT
SAT MAY 20	BLUE JAYS MAY 2-4 WEEKEND PRESENTED BY RYOBİ <i>BLUE JAYS</i> PICKLEBALL PADDLE GIVEAWAY PRESENTED BY RYOBİ (FIRST 15,000 FANS) LONG WEEKEND ATMOSPHERE IN THE OUTFIELD DISTRICT
SUN MAY 21	JR. JAYS SUNDAYS JR. JAYS SUNDAYS. KIDS 14 & UNDER RUN THE BASES POSTGAME
TUE MAY 30	LOONIE DOGS NIGHT PRESENTED BY SCHNEIDERS \$1 HOT DOG NIGHT AT THE BALLPARK - VISIT THE NEW SCHNEIDERS PORCH
WED MAY 31	"BO BUNDLE" GIVEAWAY NIGHT BO BICHETTE WHITE REPLICA JERSEY & REPLICA HEADBAND GIVEAWAY (FIRST 15,000 FANS)

JUNE

TUE JUN 6	LOONIE DOGS NIGHT PRESENTED BY SCHNEIDERS \$1 HOT DOG NIGHT AT THE BALLPARK - VISIT THE NEW SCHNEIDERS PORCH
WED JUN 7	MLB NETWORK HAT GIVEAWAY NIGHT MLB NETWORK HAT GIVEAWAY (FIRST 15,000 FANS)
FRI JUN 9	PRIDE WEEKEND PRESENTED BY TD <i>BLUE JAYS</i> RAINBOW FLAG JERSEY GIVEAWAY PRESENTED BY TD (FIRST 15,000 FANS) PRIDE WEEKEND FESTIVITIES THROUGHOUT THE OUTFIELD DISTRICT
SAT JUN 10	PRIDE WEEKEND PRESENTED BY TD PRIDE WEEKEND FESTIVITIES THROUGHOUT THE OUTFIELD DISTRICT
SUN JUN 11	JR. JAYS SUNDAYS JR. JAYS SUNDAYS. FIRST OUTDOOR PROGRAM OF THE SEASON. KIDS 14 & UNDER RUN THE BASES POSTGAME
SAT JUN 24	CRICKET DAY AT THE PARK <i>BLUE JAYS</i> REPLICA CRICKET JERSEY GIVEAWAY (FIRST 15,000 FANS)
SUN JUN 25	JR. JAYS SUNDAYS JR. JAYS SUNDAYS. KIDS 14 & UNDER RUN THE BASES POSTGAME
TUE JUN 27	LOONIE DOGS NIGHT PRESENTED BY SCHNEIDERS \$1 HOT DOG NIGHT AT THE BALLPARK - VISIT THE NEW SCHNEIDERS PORCH
WED JUN 28	KEVIN GAUSMAN REPLICA SPLITTER JERSEY GIVEAWAY NIGHT KEVIN GAUSMAN REPLICA SPLITTER JERSEY GIVEAWAY (FIRST 15,000 FANS)

JULY

SAT JUL 1	CANADA DAY <i>BLUE JAYS</i> LAKESIDE STRAW HAT GIVEAWAY (FIRST 15,000 FANS) CANADA DAY FESTIVITIES THROUGHOUT THE OUTFIELD DISTRICT
SUN JUL 2	JR. JAYS SUNDAYS JR. JAYS SUNDAYS. KIDS 14 & UNDER RUN THE BASES POSTGAME
SAT JUL 15	THE CHAPPY COUTURE SHIRT GIVEAWAY DAY THE CHAPPY COUTURE SHIRT GIVEAWAY (FIRST 15,000 FANS)
SUN JUL 16	JR. JAYS SUNDAYS JR. JAYS SUNDAYS. KIDS 14 & UNDER RUN THE BASES POSTGAME

TUE JUL 18	LOONIE DOGS NIGHT PRESENTED BY SCHNEIDERS \$1 HOT DOG NIGHT AT THE BALLPARK - VISIT THE NEW SCHNEIDERS PORCH
WED JUL 19	"WE'RE HERE" WELCOME MAT GIVEAWAY NIGHT "WE'RE HERE" WELCOME MAT GIVEAWAY (FIRST 15,000 FANS)
FRI JUL 28	BLUE JAYS CARIBBEAN CARNIVAL <i>BLUE JAYS</i> TERRY CLOTH BUCKET HAT GIVEAWAY (FIRST 15,000 FANS) CARIBBEAN CARNIVAL FESTIVITIES THROUGHOUT THE OUTFIELD DISTRICT
SUN JUL 30	JR. JAYS SUNDAYS JR. JAYS SUNDAYS. KIDS 14 & UNDER RUN THE BASES POSTGAME

AUGUST

TUE AUG 1	LOONIE DOGS NIGHT PRESENTED BY SCHNEIDERS \$1 HOT DOG NIGHT AT THE BALLPARK - VISIT THE NEW SCHNEIDERS PORCH
WED AUG 2	CHRIS BASSITT CAMO JERSEY T-SHIRT GIVEAWAY NIGHT CHRIS BASSITT CAMO JERSEY T-SHIRT GIVEAWAY (FIRST 15,000 FANS)
SAT AUG 12	JOSÉ BAUTISTA LEVEL OF EXCELLENCE JOSÉ BAUTISTA BAT FLIP BOBBLEHEAD GIVEAWAY (FIRST 15,000 FANS)
SUN AUG 13	JR. JAYS SUNDAYS JR. JAYS SUNDAYS. KIDS 14 & UNDER RUN THE BASES POSTGAME
TUE AUG 15	LOONIE DOGS NIGHT PRESENTED BY SCHNEIDERS \$1 HOT DOG NIGHT AT THE BALLPARK - VISIT THE NEW SCHNEIDERS PORCH
WED AUG 16	VLADIMIR GUERRERO JR. BLUE REPLICA JERSEY GIVEAWAY NIGHT VLADIMIR GUERRERO JR. BLUE REPLICA JERSEY GIVEAWAY (FIRST 15,000 FANS)
SUN AUG 27	JR. JAYS SUNDAYS JR. JAYS SUNDAYS. FINAL OUTDOOR PROGRAM OF THE SEASON. KIDS 14 & UNDER RUN THE BASES POSTGAME
TUE AUG 29	LOONIE DOGS NIGHT PRESENTED BY SCHNEIDERS \$1 HOT DOG NIGHT AT THE BALLPARK - VISIT THE NEW SCHNEIDERS PORCH

SEPTEMBER

SAT SEP 9	BLUE JAYS HARRY POTTER™ DAY AT THE BALLPARK HARRY POTTER™ THEMED <i>BLUE JAYS</i> SCARF GIVEAWAY (FIRST 15,000 FANS) HARRY POTTER ACTIVITIES THROUGHOUT THE OUTFIELD DISTRICT
SUN SEP 10	JR. JAYS SUNDAYS JR. JAYS SUNDAYS. KIDS 14 & UNDER RUN THE BASES POSTGAME
TUE SEP 12	LOONIE DOGS NIGHT PRESENTED BY SCHNEIDERS \$1 HOT DOG NIGHT AT THE BALLPARK - VISIT THE NEW SCHNEIDERS PORCH
FRI SEP 15	JOSÉ BERRÍOS BOBBLEHEAD GIVEAWAY NIGHT JOSÉ BERRÍOS BOBBLEHEAD GIVEAWAY (FIRST 15,000 FANS)
SUN SEP 17	JR. JAYS SUNDAYS JR. JAYS SUNDAYS. KIDS 14 & UNDER RUN THE BASES POSTGAME
TUE SEP 26	LOONIE DOGS NIGHT PRESENTED BY SCHNEIDERS \$1 HOT DOG NIGHT AT THE BALLPARK - VISIT THE NEW SCHNEIDERS PORCH
FRI SEP 29	FAN APPRECIATION WEEKEND PRESENTED BY TD <i>BLUE JAYS</i> HOODIE GIVEAWAY PRESENTED BY TD (FIRST 15,000 FANS) FAN APPRECIATION WEEKEND ACTIVITIES THROUGHOUT THE OUTFIELD DISTRICT
SAT SEP 30	FAN APPRECIATION WEEKEND PRESENTED BY TD FAN APPRECIATION WEEKEND ACTIVITIES THROUGHOUT THE OUTFIELD DISTRICT

OCTOBER

SUN OCT 1	FAN APPRECIATION WEEKEND PRESENTED BY TD FAN APPRECIATION WEEKEND ACTIVITIES THROUGHOUT THE OUTFIELD DISTRICT
------------------	---

SPECIALTY TICKETS

SAT APR 29	BLUE JAYS' SESAME STREET DAY YOUR SPECIALTY TICKET INCLUDES A TICKET TO THE GAME AND A <i>BLUE JAYS</i> ELMO BOBBLEHEAD GIVEAWAY
SAT JUL 29	BLUE JAYS GRATEFUL DEAD DAY YOUR SPECIALTY TICKET INCLUDES A TICKET TO THE GAME AND A <i>BLUE JAYS</i> GRATEFUL DEAD T-SHIRT GIVEAWAY
THUR SEPT 14	UNIVERSITY & COLLEGE NIGHT YOUR SPECIALTY TICKET INCLUDES A TICKET TO THE GAME AND A <i>BLUE JAYS</i> CO-BRANDED HAT WITH YOUR SCHOOL LOGO

MORE SPECIALTY TICKETS TO BE ANNOUNCED!

2023

OFFICIAL GUIDE

CONTENTS

Jays Care Foundation.....	3
Toronto Blue Jays Baseball Club	6
23 MANAGER AND COACHES BIOGRAPHIES	
39 PLAYER BIOGRAPHIES	
2023 40-Man Roster.....	187
193 2022 SEASON IN REVIEW	
2022 Toronto Blue Jays Season in Review.....	194
2022 Toronto Blue Jays Final Statistics.....	202
207 TORONTO BLUE JAYS HISTORY	
History of the Toronto Blue Jays	208
Blue Jays in the Postseason	219
Player History.....	227
Awards	245
Opening Day.....	264
269 TORONTO BLUE JAYS RECORDS	
Season Records	270
Attendance Records	281
Individual Records.....	287
Club Records.....	312
Blue Jays Rookies.....	327
Home Runs.....	330
347 OPPONENTS	
Leading Opponents vs. Blue Jays	348
Opponents All-Time Leaders vs. Toronto	350
Consecutive Wins and Losses vs. AL Opponents	366
369 PLAYER DEVELOPMENT	
Player Development	370
Scouting	371
2023 Minor League Instructors	378
Minor League Affiliates	380
2023 Minor League Players.....	390
395 MEDIA & MISCELLANEOUS	
Media Services	396
Broadcasting	398
Blue Jays Spring Training Directory.....	406
Detailed Table of Contents.....	411





TORONTO BLUE JAYS BASEBALL CLUB

1 BLUE JAYS WAY, SUITE 3200, ROGERS CENTRE
TORONTO, ONTARIO M5V 1J1
(416) 341-1000

www.bluejays.com



THE 2022 TORONTO BLUE JAYS MEDIA GUIDE

Data for the 2023 Toronto Blue Jays Media Guide was gathered through March 1, 2023

Produced by: Toronto Blue Jays Communications Department:
Andrea Goldstein, Jessica Beard, Madeleine Davidson, Adam Felton, Rodney Hiemstra, Simon Wells

Stats provided by: Major League Baseball Information System, Elias Sports Bureau, Stats Perform

Cover Design: Toronto Blue Jays

Photo Credits: Steven Crawford, Alykhan Ravjani

Copyright © Toronto Blue Jays, 2023. All rights reserved.





Jays Care Foundation, the charitable arm of the Toronto Blue Jays, uses baseball to teach life skills and create lasting social change for children and youth all across Canada. In 2022, Jays Care proudly impacted over 46,000 children and youth in every province and territory, running programs to level the playing field for Canadian kids facing barriers, including:

- Children and youth living with disabilities
- Indigenous children and youth
- Girls without access to sport
- Children and youth living at or below the poverty line



OUR NATIONAL PROGRAMS

CHALLENGER BASEBALL:

Challenger Baseball is Jays Care's adaptive baseball program, run in partnership with Little League Canada and Baseball Canada, specifically designed to empower children, youth, and adults living with physical and/or cognitive disabilities. The program teaches athletes living with disabilities the core life skills inherent to baseball, including teamwork, communication, determination, resiliency, inclusion, support, and courage. Challenger Baseball ensures every athlete has the opportunity to play in a fun and safe environment where they learn to become more independent, build confidence, improve their communication skills, and set and achieve their own personal goals.

GIRLS AT BAT:

Girls At Bat is an initiative designed to help girls across the country set lofty goals and pursue them with tenacity. Jays Care Foundation has partnered with communities, schools, and non-profit organizations to help increase female participation and retention in sport, using an eight to 12 week baseball and/or softball program as the vehicle. Partners apply to implement the program and receive robust training, coaching resources, equipment, some financial support, and remote and in-person support to launch and sustain their programs.



FIELD OF DREAMS:

To play is to learn! Field Of Dreams is Jays Care's granting program dedicated to baseball infrastructure development that provides a safe space for children and youth to develop life skills through sport. The Field Of Dreams program provides funding to design, refurbish, and build safe spaces for children and youth across Canada. Jays Care has invested nearly \$7 million across 75 projects in ten provinces over the past five years.

INDIGENOUS ROOKIE LEAGUE:

Using baseball as a tool to engage children, youth, and adults in regular inter-generational play, Indigenous Rookie League enhances connections between all community members through creating safe spaces for communities to join together and play. This program increases mental health outcomes for children and youth in Indigenous communities while providing opportunities for the sharing of culture and development of life skills.

RBI:

RBI is a program based in select schools across Toronto and New Brunswick. Through working with local schools, school boards and organizations, RBI removes any barriers that students may face to participate in baseball. Participating schools receive trained coaches, equipment and uniforms so that students are fully prepared to participate in structured league play and championship tournaments. Students participate in weekly practices and games where they learn all of the basic rules, fundamentals and life-lessons that come from the game of baseball.





SUPPORT OUR #BLUEJAYSCOMMUNITY

GET YOUR 50/50 TICKETS:

The ultimate win-win! Fans across Ontario over the age of 18 can support Jays Care and join our league-leading 50/50 jackpots presented by theScore Bet, at bluejays.com/5050. Last year, the most philanthropic fans in baseball won more than \$10M in 50/50 jackpots and set an MLB-record with a \$3.8M jackpot to celebrate the team's postseason push.

GET SOCIAL:

Follow us on Twitter, Instagram, and LinkedIn @JaysCare and like @JaysCare on Facebook to see our #BlueJaysCommunity in action across Canada!

BE OUR GUEST:

There are many opportunities to get involved with Jays Care virtual programming and events throughout the season. Visit jayscare.com to learn more about our programs, fundraising events, and the annual Sportsnet Jays Care Broadcast Auction presented by TD!

LEARN MORE:

For more information on Jays Care programming and events visit www.jayscare.com or contact Joey Quintanilha at 647-407-8129 or Joey.Quintanilha@bluejays.com.



TORONTO BLUE JAYS

BASEBALL CLUB & ROGERS CENTRE

*For a current version, visit bluejays.com

ROGERS COMMUNICATIONS

Edward Rogers..... Chairman, Toronto Blue Jays
 Roger Rai Vice Chairman, Toronto Blue Jays
 Phil Lind Vice Chairman, Rogers Communications Inc.
 Anthony Staffieri President & CEO,
 Rogers Communications Inc.
 Colette Watson..... President, Rogers Sports & Media

EXECUTIVE OFFICE

Mark A. Shapiro..... President & CEO
 Paul Beeston..... President Emeritus
 Ross Atkins Executive Vice President,
 Baseball Operations & General Manager
 Ben Colabrese..... Executive Vice President, Finance
 Anuk Karunaratne..... Executive Vice President,
 Business Operations
 Marrie Starkman Executive Vice President,
 Business Operations
 Gail Ricci Executive Assistant to the President & CEO

BASEBALL OPERATIONS

Tony Lacava..... Senior Vice President, Player Personnel
 Andrew Tinnish..... Vice President, International Scouting
 & Baseball Operations
 James Click..... Vice President, Baseball Strategy
 Joe Sheehan..... Assistant General Manager
 Michael Murov..... Assistant General Manager
 Michael Shaw..... Director, Team Travel
 & Clubhouse Operations
 Sanjay Choudhury..... Director, Baseball Research
 Jeremy Reesor..... Director, Baseball Operations
 Peter Saunders..... Director, Baseball Systems
 Kevin Malloy..... Senior Manager, Visiting Clubhouse
 Scott Blinn..... Senior Manager, Clubhouse Operations
 Mustafa Hassan..... Manager, Home Clubhouse Operations
 Graydon Carruthers..... Manager, Baseball Research
 Anna Coppola ..Executive Assistant to the General Manager
 Eric Slotter..... Major League Video Coordinator
 Bryan Lee..... Coordinator, Baseball Operations
 Gabrielle Campos..... Coordinator,
 Baseball Research & Development
 Liam Stevenson..... Coordinator, Baseball Research
 Spencer Estey..... Coordinator,
 Baseball Research & Development
 Ben Jones..... Biomechanist,
 Baseball Research & Development
 Clare Padmore..... Biomechanist,
 Baseball Research & Development
 Theron Simpson..... Coordinator, Game Planning
 Dan Goldberg..... Senior Baseball Research Analyst
 John Meloche..... Senior Baseball Systems Developer
 Alex Robson..... Baseball Systems Engineer
 Antoine Laplante..... Baseball Systems Cloud Engineer
 Antonio Garcia..... Baseball Systems Developer
 Catherine Wu..... Baseball Research Analyst
 John Babocsi..... Player Personnel Analyst
 Maxine Wang..... Baseball Research Analyst
 Sam Greene..... Pitching Research Analyst
 Megan Evans..... Assistant, Pro Scouting & Baseball Operations
 Anthony Lucchese..... Assistant, Advance Scouting
 Matt McCue..... Assistant, Scouting
 Alex Andreopoulos..... Bullpen Catcher
 Luis Hurtado..... Bullpen Catcher
 Keito Ebino..... Bilingual Player Interpreter
 Hector Lebron..... Bilingual Player Interpreter
 Jun Sung Park..... Bilingual Player Interpreter

BASEBALL OPERATIONS - HIGH PERFORMANCE

Dehra Harris Director, Performance Research & Education
 Steve Rassel..... Director, Mental & Physical Development
 Andrew Pipkin..... Medical Director
 Jose Julian Ministral..... Head Athletic Trainer
 Voon Chong..... Major League First Assistant Athletic Trainer
 Drew MacDonald..... Major League Second Assistant
 John Biggar..... Major League Physical Therapist
 Scott Nealon..... Major League Dietitian
 Todd Earl..... Sports Massage
 Jimmy VanOstrand..... Major League
 Mental Performance Coach
 Scott Weberg..... Head Major League
 Strength & Conditioning Coach
 Jeremy Trach..... Major League Assistant
 Strength & Conditioning Coach
 Se Hong Jang..... Performance Coach
 Kenji Ito..... Performance Coach
 Adam Ingles..... Assistant Medical Director
 Michael Rendon..... Athletic Training Coordinator
 Scott Peters..... Medical Research Coordinator
 Phil Dimino..... Rehab Coordinator
 Alex Suerte..... Minor League Physical Therapist
 Jon Woodworth..... FCL ATC & Latin America
 Medical Coordinator
 Aaron Spano..... Minor League
 Strength & Conditioning Coordinator
 Omar Aguilar..... Latin America
 Strength & Conditioning Coordinator
 Taylor Haslinger..... Rehab Strength & Conditioning Coach
 Taylor Whitley..... Rehab Strength & Conditioning Coach
 Rob DiBernardo..... Mental Performance Coordinator
 John Lannan..... Senior Mental Performance Coach
 Katarina Mangieri..... Nutrition Coordinator
 Kara Terry..... Senior Dietitian
 Sam Lima..... Employee Assistance Program Director
 Paul Steinhauser..... Dedicated Mental Health Clinician
 Dr. John Theodoropoulos..... Head Orthopedic Surgeon
 Dr. David Lawrence..... Head Primary Care Physician
 Dr. Ted Farrar..... Florida Internal Medicine Team Physician
 Dr. Fred Brennan... Florida Internal Medicine Team Physician
 Dr. James Fischer.. Florida Internal Medicine Team Physician
 Dr. Peter Howard... Florida Internal Medicine Team Physician
 Dr. Aaron Mates..... Florida Orthopedic Team Physician
 Dr. Steven Mirabello..... Florida Orthopedic Team Physician
 Melissa Doldron..... Consulting Sports Massage
 Dr. Jason Smith..... Consulting Orthopedic Surgeon
 Dr. Irv Feferman..... Consulting Team Physician
 Dr. Pat Graham..... Consulting Chiropractor
 Dr. Ron Taylor..... Physician Emeritus



BASEBALL OPERATIONS - PLAYER DEVELOPMENT

Joe Scalfani.....Director, Player Development
Charlie Wilson.....Director, Minor League Operations
Reed Kiernle.....Assistant Director, Player Development
Eric Duncan.....Field Coordinator
John Tamargo Jr.....Short-Season Field Coordinator
Danny Solano.....Infield Coordinator
Cory Popham.....Pitching Coordinator
Frank Herrmann.....Pitching Development Coordinator
Josh Paul.....Catching Coordinator
Craig Parry.....Hitting Coordinator
Will Habib.....Coordinator, Player Development &
High Performance Operations
Matt Hague.....Swing Consultant & Triple-A Hitting Coach
Sonia De La Cruz.....Education Coordinator
Michael Rivera.....Coordinator, Latin America Operations
Michelle Rodgers.....Minor League Operations
Business Manager
Billy Wardlow.....Minor League Equipment Manager
Jordan Eaddy.....PDC Pitching Lab Analyst
Victor Martinez.....Special Assistant to the Organization
Tim Raines.....Special Assistant to Player Development
Devon White.....Special Assistant to Player Development
Pablo Cruz.....DR Field Coordinator
Ryan Beckman.....Hitting Lab Technician
Tyler Dobos.....Pitching Resource Coach
Adrian Martin.....Complex Pitching Coach
Rodrigo Vigil.....Rehab Coach
Greg Vogt.....Rehab Pitching Coach
Angel Guzman.....Rehab Catcher
Dennis Holmberg.....Special Advisor to Player Development

BASEBALL OPERATIONS - PRO SCOUTING

Ryan Mittleman.....Director, Pro Scouting
Sal Butera.....Major League Scout
Kevin Briand.....Professional Scout
Justin Coleman.....Professional Scout
David May Jr.....Professional Scout
Dean Steinman.....Professional Scout
Stephen Yoo.....Professional Scout
Matt Anderson.....Coordinator, Player Personnel
Blake Bentley.....Coordinator, Player Personnel
Marc Lippman.....Coordinator, Player Personnel
Tim Rooney.....Coordinator, Player Personnel
Hideaki Sato.....Coordinator, Pacific Rim Operations
Carson Cistulli.....Manager, Player Personnel
Jon Lalonde.....Manager, Player Personnel
Nick Manno.....Manager, Player Personnel
Brent Urcheck.....Manager, Player Personnel
Adam Guttridge.....Specialist, Player Personnel
Tommy Farah.....Pro Scouting Analyst

BASEBALL OPERATIONS - AMATEUR SCOUTING

Shane Farrell.....Director, Amateur Scouting
Kory Lafreniere.....Assistant Director, Amateur Scouting
C. J. Ebarb Jr.....National Crosschecker
Jamie Lehman.....Regional Crosschecker
Greg Runser.....Regional Crosschecker
Noah St. Urbain.....Regional Crosschecker
Michael Youngberg.....Regional Crosschecker
Paul Tinnel.....Amateur Crosschecker
Brian Johnston.....Amateur & International Crosschecker
Adam Arnold.....Area Scout - Phoenix, AZ
Joey Aversa.....Area Scout - Fountain Valley, CA
Coulson Barbiche Jr.....Area Scout - Midlothian, VA
Brandon Bishoff.....Area Scout - Tampa, FL
Tom Burns.....Area Scout - Harrisburg, PA
Adrian Casanova.....Area Scout - Miami, FL
Tony Cho.....Area Scout - Northern California
Chris Curtis.....Area Scout - Houston, TX
Ryan Fox.....Area Scout - Yakima, WA
Patrick Griffin.....Area Scout - Canada
Pete Holmes.....Area Scout - Boston, MA
Matt Huck.....Area Scout - Chicago, IL
Jim Lentine.....Area Scout - San Clemente, CA
Nate Murrie.....Area Scout - Bowling Green, KY

Don Norris.....Area Scout - Hoover, AL
Matt O'Brien.....Area Scout - Clermont, FL
Wes Penick.....Area Scout - Clive, IA
Max Semler.....Area Scout - Dallas, TX
Bud Smith.....Area Scout - Lakewood, CA
Mike Tidick.....Area Scout - Statesboro, GA
Adam Arnold.....Area Scout - Phoenix, AZ
Azberto Santana.....Scout - Puerto Rico
Chris Lionetti.....Amateur Scout
Jay Lapp.....Canadian Scouting - London, ON
Jasmin Roy.....Canadian Scouting - Longueuil, QC
Rene Tosoni.....Canadian Scouting - Coquitlam, BC
Brad Jacob.....Development Scout, Midwest
Calvin Culver.....Development Scout, West
Chris Weikel.....Amateur Scouting Analyst
Spencer Witte.....Pitching Analyst

BASEBALL OPERATIONS - INTERNATIONAL SCOUTING

Jose "Sandy" Rosario.....Director, Latin America Operations
Harry Einbinder.....Assistant Director, International Scouting
Julio Ramirez.....Coordinator, International Scouting
Francisco Plasencia.....Scouting Coordinator, South America
Tyler Baldwin.....Assistant, International Operations
Aaron Acosta.....Supervisor, Mexican Scouting
Jose Contreras.....Supervisor, Venezuelan Scouting
Luis Natera.....Supervisor, Dominican Scouting
Lorenzo Perez.....Crosschecker, Latin America
Enrique Falcon.....International Scouting - Cartagena, COL
Jhoan Jacob.....International Scouting - Mao, DR
Jose Natera.....International Scouting
- San Pedro de Macoris, DR
Alexis de la Cruz.....International Scouting
- Santo Domingo, DR
Luciano del Rosario.....International Scouting
- Santo Domingo, DR
Enmanuel Rojo.....International Scouting
- Santo Domingo, DR
Daniel Sotelo.....International Scouting - Managua, NIC
Alex Zapata.....International Scouting - Colon, PAN
Alirio Ledezma.....International Scouting - Maracaibo, VZ
Manuel Parra.....International Scouting - Maracaibo, VZ
Miguel Leal.....International Scouting - Maracay, VZ
Oscar Delgado.....International Scouting - Oriente, VZ
Franklin Briceno.....International Video Coordinator
- Caracas, VZ

COMMUNICATIONS

Andrea Goldstein.....Vice President, Communications
Jessica Beard.....Director, Business Communications
Madeleine Davidson.....Manager, Business Communications
Adam Felton.....Manager, Baseball Communications
Rodney Hiemstra.....Manager,
Baseball Information Communications
Simon Wells.....Specialist, Baseball Communications

FACILITY MANAGEMENT

Jennifer Angioliella.....Senior Director, Facility Management
Tom Farrell.....Director, Field Operations
Mike Medeiros.....Senior Manager, Facility Services
Sanj Perera.....Senior Manager, Project Management
Shiraz Salihi.....Manager, Parking
Ailen Taitt-Kinsey.....Manager, Health & Safety
Hailey Chapman.....Office Services Manager
Ben Jamieson.....Manager, Field Operations
Jeff Kleasc.....Manager, Field Operations
Emily Robertson.....Specialist, Project Management
Chris Binns.....Technician, Field Operations
Tyler Letofsky.....Specialist, Field Operations
Rob Stets.....Technician, Field Operations
Regan Ramos.....Assistant Manager, Facility Services
Sam Platsis.....Coordinator, Office Services
Graham Jackson.....Technician, Facility Services
Louis Leandro.....Technician, Facility Services



FACILITY MAINTENANCE

Paul Zuschlag..... Senior Manager, Facility Maintenance
Justin Lobert..... Manager, Facility Maintenance
Russell Shapland..... Senior Building Operator
Kin-Chung Pang..... Senior Building Operator
Juan Medrano..... Senior Building Operator
Matthew Shepherd..... HVAC Operator
Karl Petemel..... Electrician
Justin Turuta..... Electrician
Michael Lynch..... Maintenance Mechanic
Carlo Garbin..... Automotive Service Mechanic
Alex Blakeney..... Plumber

FAN EXPERIENCE & CONCESSIONS

Michelle Seniuk..... Vice President, Fan Experience & Concessions
Karyn Gottschalk..... Director, Stadium Operations
Christine Robertson..... Director, Fan Services
Jessica Wood..... Director, Promotions
Michelle Kostuik..... Senior Manager, Concerts & Events
Cristina Mastrantoni..... Senior Manager, Planning and Buying
Dean Caracciolo..... Manager, Ballpark Setup
Julie Fach..... Manager, Buying
Courtney Jolliffe..... Manager, Stadium Operations
Michelle Young..... Manager, Retail
Veronica Zavala..... Manager, Jays Shop Eaton Centre
Danielle Brouwer..... Assistant Manager, Retail
Melanie Crichton..... Assistant Manager, Retail
Courtney Hoover..... Merchandise Coordinator
Marco Yevenes..... Warehouse Manager
Mehmet Uvey..... Merchandise Planning Analyst
Carol Balfour..... Coordinator, Technical Production
Vanessa Hoffmann..... Coordinator, Fan Services
Cassandra Prins..... Coordinator, Promotions
Mikayla Spolsky..... Coordinator, Fan Services
MaryAnne Sturley..... Receptionist, Fan Services

FINANCE

Josh Hoffman..... Director, Finance
Sharon Dykstra..... Senior Manager, Blue Jays US Payroll & Benefits
Mark Murray..... Senior Manager, Finance
Alex Haeussler..... Senior Manager, Finance
Leslie Galant-Gardiner..... Manager, Finance
Troy Mercuri..... Manager, Finance
Garrett Mercer..... Manager, Treasury & Vault Operations
Melissa Paterson..... Senior Financial Analyst
Bryanna Buckborough..... Senior Financial Analyst
Joyce Chan..... Senior Payroll Administrator
Joy Baybayan..... Senior Payroll Analyst
Marisa Paine..... Finance Associate
Brittany Monague..... Coordinator, Vendor Administration
Taylor Thompson..... Coordinator, Vendor Administration

JAYS CARE FOUNDATION

Robert Witchel..... Executive Director
Jules Porter..... Director, Programs
Shari Ralph-Topolie..... Director, Finance & Operations
Susan Hallsworth..... Director, Philanthropy
Matthew Judd..... Senior Manager, National Programs
Ben Sibley..... Senior Manager, Marketing & Communications
Shelley Watt-Proulx..... Senior Manager, Programs
Alysha Kavanagh..... Program Manager
Caitlyn Nelson..... Manager, Youth Program Development & Innovation
Jessica Yep..... Program Manager
Bhanesha Ollek..... Program Manager
Matthew Appleby..... Manager, Partnerships & Events
Mathew Capoccia..... Manager, Philanthropy
Jeremy Miller..... Manager, Finance
Alex Nofli..... Manager, Data & Analytics
Meghan Saundercook..... Program Specialist
Caroline Butler..... Program Specialist
Alex Mohamed..... Program Specialist
Alexandra Blanchard..... Program Specialist
Mike Merry..... Program Specialist
Shamoy Marstin..... Program Specialist
Zach Shaban..... Program Specialist

Rachel MacDonald..... Program Specialist
Alexandra Tauhid..... Program Specialist
Julia Ursini..... Program Specialist
Cailey Gavin..... Graphic Designer
Alexandra Kleiner..... Coordinator, Partnerships & Events
Hailey Noronha..... Coordinator, Partnerships & Events

LEGAL & GOVERNMENT AFFAIRS

Matthew Shuber..... Senior Vice President, Legal & Government Affairs and General Counsel
Michael Alvaro..... Director, Legal & Government Affairs and Legal Counsel
Amir Torabi..... Director, Legal & Government Affairs and Legal Counsel
Suzanne Joncas..... Director, Risk Management
Suey Lau..... Executive Assistant, Legal & Government Affairs

MARKETING

Christine Desjardine..... Vice President, Brand & Digital Marketing
Sheldon Kiernan..... Director, Brand & Digital Marketing
Sherry Oosterhuis..... Director, Creative Services & Marketing Management
Stefanie Wright..... Director, Game Entertainment & Production
George Skoutakis..... Content Director
Maureen Kinghorn..... Senior Marketing Manager
T.J. Burton..... Program Manager, Amateur Baseball
Maria Cresswell..... Marketing Department Manager & Alumni Relations
Sadie Peretto..... Manager, Game Entertainment
Alykhan Ravjani..... Social Media Manager
Erinn White..... Manager, Community Marketing & Family Programs
Michael Campbell..... Senior Motion Graphics Designer
Nick Coyle..... Senior Graphics Designer
Ben Simpson..... Motion Graphics Designer
Nathan Fong..... Motion Graphics Designer
John Woo..... Content Producer
Nico Canavo..... Social Content Specialist
Steven Crawford..... Photographer & Graphic Designer
Jeff Holloway..... Program Specialist, Amateur Baseball
Mike Ferguson..... Authenticity Specialist
Richard Lee-Sam..... Social Media Specialist
Thomas Small..... Specialist, Digital Marketing & Web/App
Lucas McKernan..... Program Assistant, Amateur Baseball
Shaina Gibson..... Coordinator, In-Game Entertainment & Production
Mitchell Martin..... Coordinator, In-Game Entertainment & Production

PARTNERSHIPS

Mark Ditmars..... Vice President, Corporate Partnerships
Natalie Agro..... Director, Partnership Development
John Griffin..... Director, Partnership Development
David O'Reilly..... Director, Partnership Development
Mark Palmer..... Director, Partnership Development
Max Sisam..... Director, Partnership Development
Michael Lunder..... Senior Manager, Business Planning
Matthew Dexter..... Manager, Partnership Marketing
Honsing Leung..... Manager, Partnership Marketing
Shauna Powell..... Manager, Partnership Marketing
Kyle Storey..... Manager, Partnership Marketing
Jack Lawrence..... Coordinator, Partnership Marketing
Amy Pilon..... Coordinator, Partnership Marketing

PEOPLE OPERATIONS

Matt Phinney..... Vice President, People Operations
Samantha Carter..... Senior Manager, People Operations
Althea Netto..... Manager, People Operations
Sahar Merchant..... Specialist, People Operations
Tylar Bertie..... Talent Acquisition Specialist
Gabriel Negussie..... Coordinator, People Operations



SECURITY & GAMEDAY OPERATIONS

Mario Coutinho..... Vice President, Stadium Operations & Security
 Mark Seenarine Director, Security
 Russ Cook Manager, Security Operations
 Piero Aceto..... Coordinator, Office Services
 Desmond Buchanan..... Control Room Guard
 Ryan Cobham Security Guard
 Suzanne DiCecca..... Security Guard
 Christopher Lautenbach Security Guard

STRATEGY & ANALYTICS

Alex Wong..... Vice President, Strategy & Analytics
 Bessam Mustafa..... Director, Fan Insights
 Ryan Bricker..... Senior Manager, Analytics
 Sarah Baumann..... Manager, Fan Insights
 Kurtis Sterling..... Manager, Special Projects
 Joanna Huang..... Strategy Analyst
 Abby Holmes..... Strategy Analyst
 Andrew Silva..... Strategy Analyst

TECHNOLOGY

Anthony Miranda Vice President, Technology
 Mike Christiansen Director, Technical Production & Broadcast Services
 Christina Gunn..... Senior Manager, Technical Production
 Richard Solis Manager, Applications and User Support
 Donny Catinari..... Manager, Network and Infrastructure
 Yvan Duval Infrastructure Architect
 Victor Tran..... Senior Support Analyst
 Xavon Charles Senior Support Analyst
 Ashley Morris..... Technical Support Analyst
 David Sardella Data Architect
 Nicholas Lee..... System Administrator

TICKET SALES, SERVICE & OPERATIONS

Eric Cowell Senior Director, Ticket Operations
 Matt O'Brien..... Senior Director, Premium Sales & Service
 John Santana.. Senior Director, Ticket Sales & Memberships
 Katie Grubbs Director, Premium Service, Hospitality & Retention
 Devin McElroy..... Director, Premium Sales
 Sheila Stella..... Director, Executive & Promoter Ticketing
 Jonathan Bagnell..... Manager, Memberships Services
 Christina Dodge..... Manager, Ticket Operations
 Fauzia Quddus Manager, CRM
 Spencer Rubinoff..... Manager, Premium Sales
 Nicole Serfaty Manager, Premium Service, Hospitality & Retention
 Tom Zapletal Manager, Membership Sales
 Cassandra Brunshaw Assistant Manager, Box Office & Ticket Support
 Michelle Chaves Assistant Manager, Box Office & Ticket Support

Ashley Penrice..... Assistant Manager, Premium Activation & Operations
 Dimitri Tzaneteas Assistant Manager, Group Sales
 Michael Newell Senior Account Manager, Premium Sales
 Ryan McMorrow..... Account Manager, Premium Service, Hospitality & Retention
 Callum Holdway Account Manager, Membership Services
 Jordan Pollichico Account Manager, Premium Sales
 Richard Chautems.. System Administrator, Ticket Operations
 Richard Overend System Administrator, Ticket Operations
 Kelvin Marfo..... Coordinator, CRM
 Daniel Marozzo..... Coordinator, CRM
 Lucas Brutto..... Coordinator, Ticket Operations
 Mike Skrobacky..... Sr. Account Manager, Premium Service, Hospitality & Retention
 Glenn Jackson..... Account Manager, Membership Services
 Corey Henders Account Manager, Premium Sales
 Sheldon Sookdeo..... Account Executive, Group Sales
 John Whelly..... Account Executive, Membership Sales
 Spencer Belton..... Account Executive, Premium Service, Hospitality & Retention
 Melanie Daniel Account Executive, Premium Sales
 Samantha Mohammed... Account Executive, Premium Sales
 Peter Aquilina..... Account Executive, Membership Sales
 Anthony Bandhu... Account Executive, Membership Services
 Frank DeBartolo ... Account Executive, Membership Services
 Melissa Duda..... Account Executive, Membership Sales
 Dylan Ramiah..... Account Executive, Membership Services

FLORIDA OPERATIONS

Shelby Nelson Director, Florida Operations
 Rob Durr Director, Facilities,
 Desiree Ellison Senior Manager, Spring Training Business Operations and General Manager, Dunedin Blue Jays
 Jason Weaving..... Senior Manager, Security
 Gayle Gentry..... Manager, Accounting
 Raymond Levan Manager, Grounds
 Randy Morrison Facilities Manager, Player Development Complex
 Patrick Skunda Head Superintendent
 Arturo Montero Groundskeeper, Landscape
 Jeffery Smolka..... Assistant Manager, Turf Grass
 Bobby Walker..... Clubhouse Manager, Player Development Complex
 Freddy Medina Clubhouse Assistant, Player Development Complex
 Justin Williams Maintenance Technician, Player Development Complex
 Zachary Bare Retail Sales & Operations Specialist
 Andrew Thriffiley Communication & Administration Specialist
 Matt Woak..... In-Game Entertainment & Community Relations Specialist
 Joe Miller Electrician
 Joseph Ferrentino..... Building Operator



CLUB OFFICERS



MARK SHAPIRO
PRESIDENT & CEO

Mark Shapiro is one of the few Major League Baseball executives that has experience in all facets of the game – baseball, business, and league operations – over a career that spans more than 30 years. Mark was appointed President & CEO of the Toronto Blue Jays in November 2015, a role that oversees business and baseball operations and represents ownership at the league level. Mark is responsible for the expansion of the Blue Jays' systems and capabilities in several areas, including player development, high performance, strategy, and analytics. He has championed two significant capital projects in his tenure: upgrading the team's Spring Training home in Dunedin, FL, with the Player Development Complex; and the renovations to Rogers Centre. Under Mark's leadership, the Blue Jays have reached the postseason three times, in 2016, 2020, and 2022. Mark's baseball career began in 1992 in Cleveland, where he spent 24 seasons. He joined Cleveland as an assistant in baseball operations and quickly progressed into a senior leadership role as Director of Minor League Operations, before becoming Vice President of Baseball Operations & Assistant General Manager in 1999. Mark was named Executive Vice President & General Manager in 2002 and held that position until he was appointed Team President in 2011. Following both the 2005 and 2007 seasons, Mark was named the Sporting News "Executive of the Year," and was the only active General Manager in MLB at that time to win the award twice. In 2005, he was also named "Executive of the Year" by Baseball America. Beyond the front office, Mark currently sits on the league's Competition Committee; On Field Committee; Long-Term Strategic Planning Committee; and Revenue Sharing Definitions Committee. In addition, he is a member of the Board of Directors for Jays Care Foundation. A Baltimore native, Mark played four years of football at Princeton University, where he earned a bachelor's degree in history. He lives in Toronto with his family.



ROSS ATKINS
**EXECUTIVE VICE PRESIDENT, BASEBALL OPERATIONS
& GENERAL MANAGER**

Ross Atkins was named the seventh General Manager of the Toronto Blue Jays on December 3, 2015. Prior to that, he spent his entire professional career with the Cleveland Guardians' organization after being selected in the 38th round of the 1995 draft as a right-handed pitcher and joining Cleveland's front office in 2000 following his playing career. Ross spent 15 seasons in Player Development, most recently as Vice President of Player Personnel, overseeing all elements of Cleveland's Player Development system. He previously served as Director and then Vice President of Player Development from 2007 to 2010 and 2011 to 2014, respectively. His ascension in the Cleveland system also included three seasons (2004 to 2006) as the Director of Latin American Operations. Ross spent four years playing baseball for Wake Forest University where he received a bachelor's degree in economics and was a member of the ACC honor roll. He now resides in Toronto with his wife, Christine, and their two daughters, Jane and Marita.

TORONTO BLUE JAYS OWNERSHIP

On March 26, 1976, the American League granted an expansion franchise to a group consisting of Labatt Breweries, Imperial Trust Limited and The Canadian Imperial Bank of Commerce. Both Labatt Breweries and Imperial Trust each controlled 45% of the team. The C.I.B.C. had the other 10% of the club. Imperial Trust was a holding company set up by the late R. Howard Webster, who was instrumental in the granting of the franchise in 1976. The Webster family still maintained their share of the ownership until selling their 45% to Labatt in November, 1991. The ownership then consisted of John Labatt Limited, 90% and Canadian Imperial Bank of Commerce, 10%. In June of 1995 John Labatt Limited was purchased by Interbrew S.A., Belgium's leading brewer.

In September of 2000, local ownership returned to the Toronto Blue Jays as Rogers Communications Inc. purchased 80% control of the franchise. John Labatt Limited (Interbrew) maintains a 20% interest while The Canadian Imperial Bank of Commerce relinquished their stake. In January of 2004 Rogers Communications Inc. acquired the remaining 20% of the Club. Rogers Communications Inc. now owns 100% of the Toronto Blue Jays Baseball Club.

On November 29, 2004, the Toronto Blue Jays reached an agreement with Sportsco International to acquire the former SkyDome. The purchase price for the stadium, now known as Rogers Centre, was approximately \$25 million (CDN).



BUSINESS OPERATIONS



BEN COLABRESE
EXECUTIVE VICE PRESIDENT, FINANCE

Beginning his sixth season with the Toronto Blue Jays, Ben Colabrese is a key ownership liaison and is responsible for all club financial matters including MLB and ownership reporting, capital management, and payroll. Ben joined the Blue Jays in 2018 from the club's parent company, Rogers Communications. He has been with Rogers since 2015, previously holding the roles of VP & GM of Mobility (acquired by Rogers in 2015), then Senior Vice President, Finance for the X1 Syndication Program. Before his most recent tenure at Rogers Communications, Ben was the Chief Financial Officer of Pelmorex Media Inc. / The Weather Network (2013-2014) and prior to that, Vice President, Corporate Development at Rogers (2005-2013) where he was responsible for all merger and acquisition activity, completing more than 30 transactions. Ben is a member of the Board and Audit Committee Chair for Enthusiast Gaming and has been a past Board Member for Vecima Networks and Perk.com.



ANUK KARUNARATNE
EXECUTIVE VICE PRESIDENT, BUSINESS OPERATIONS

Now entering his seventh season with the Toronto Blue Jays, Anuk Karunaratne co-leads Business Operations for the club, overseeing revenue generation, business strategy, human resources, technology, and Rogers Centre facility operations. Anuk joined the Blue Jays as Vice President, Strategy & Analytics on Opening Day of 2017, where he built out the club's organizational strategy, strategic planning and projects, fan insights, and advanced analytics capabilities. Prior to joining the Blue Jays, Anuk held multiple roles at Boston Consulting Group (BCG), focused on corporate strategy in the CPG, retail, healthcare, and sports & entertainment industries. Before BCG, he held progressive roles at customer research, analytics, and marketing consulting firms, where he built and led teams and major client initiatives. Anuk holds a Master of Business Administration degree from INSEAD and a Bachelor of Science degree in Biomedical Engineering from Washington University in St. Louis. Born in Vancouver, he now resides in Toronto with his wife, Tiffanie, and their children, Maxime and Maya.



MARNIE STARKMAN
EXECUTIVE VICE PRESIDENT, BUSINESS OPERATIONS

Marnie Starkman is entering her 14th season with the Toronto Blue Jays and fourth as a co-leader of Business Operations for the club, overseeing marketing, fan experience, communications, security & game day operations, Florida operations, and Rogers Centre events. Marnie joined the Blue Jays in 2009 as Director, Game Entertainment, adding the responsibilities of overseeing promotions in 2010, leading the Marketing department in 2016, and co-leading Business Operations as Senior Vice President in 2019. Prior to joining the Blue Jays, she was Creative Producer, Content and Production at Maple Leaf Sports & Entertainment, where she received the MLSE Rookie of the Year Award in 2008. While completing her education, Marnie spent nine years with Dome Productions as well as freelancing in multiple production capacities at various major sporting events. The Toronto native completed her Master of Arts degree in Communications at York/Toronto Metropolitan University with a thesis on the Business of Contemporary

Sports Television Broadcasting and Production. Marnie graduated from the University of Toronto with an Honours Bachelor of Arts degree and completed a diploma in Information Technology at Sheridan College. She was a 2018 recipient of the One of 5 to Watch Award, presented annually to five Canadian sports business professionals who have achieved remarkable career success prior to their 40th birthdays.



MARIO R. COUTINHO
VICE PRESIDENT, STADIUM OPERATIONS & SECURITY

Mario Coutinho was named to his current role in October 2005. He oversees event staff, medical, and security operations, including investigations, threat/risk assessments, BCP, and emergency response planning for Blue Jays home games, concerts, and special events. Mario is one of the club's longest-tenured employees, beginning in 1982 in a part-time game day role and joining the club full-time in 1989 as Manager, Game Operations. In addition to his responsibilities at the Blue Jays, Mario has served on the planning committee for the annual Toronto Police Emergency Management Symposium since 2008; is a founding member of SAFE (South Area Facilities and Entertainment Group); serves on the Board of TAPPS (Toronto Associations of Police and Private Security); participates in a number of key industry associations, including ASIS, NCS4 (National Center for Spectator Sports Safety and Security - Advisory Board member), BOMA Toronto - SRMAC (Security Risk Management Advisory Council), IIFX (Innovation

Institute for Fan Experience - Distinguished Fellow), and SMA (Stadium Managers Association Vice President); and serves on the Membership and Technology/Operations Committee, CSLA (Canadian Security Lifesaver Association - Board of Directors). Mario graduated from the University of Toronto with a Bachelor of Science degree in 1985, after completing his secondary schooling at Toronto's De La Salle College.





CHRISTINE DESJARDINE
VICE PRESIDENT, BRAND & DIGITAL MARKETING

Christine DesJardine joined the Toronto Blue Jays in June 2021 as the Vice President of Brand & Digital Marketing where she is responsible for leading the brand and integrated marketing strategy to grow and deepen the Blue Jays fanbase. A brand marketer at heart, Christine's career began more than 20 years ago at Procter & Gamble where she held roles in consumer insights, market research, and traditional brand management, and was awarded P&Gs Brand builder of the year. During that time, she began coaching others and trained as a GROW instructor, regularly leading development sessions. In 2016, Christine joined Rogers as Brand Director at The Shopping Channel. Now known as TSC, she elevated and transformed the brand into a modern and relevant ecommerce competitor. In 2018, she brought her personal love of sports to her profession when she became the Senior Director of Marketing at Sportsnet. Christine, her partner, and their three amazing children reside in Toronto. As a family, they love to play

basketball, baseball, and soccer, as well as break out into the occasional dance party. Christine graduated from the University of Guelph with a Bachelor of Commerce degree, with Honours distinction.



MARK DITMARS
VICE PRESIDENT, CORPORATE PARTNERSHIPS

Mark Ditmars joined the Toronto Blue Jays in July 2011. He spent 20 years with Labatt Breweries of Canada in various sales and marketing roles, including Director of Marketing and Brand Management for Bud Light and Budweiser, where he developed marketing strategies for sports properties, including the NFL, Super Bowl, Formula 1, and NASCAR. Mark was formerly Vice President Sales for EMI Music Canada, responsible for sales revenue of many artists, including Katy Perry, Coldplay, The Beatles, and Pink Floyd, through retail channels such as Walmart and iTunes. The University of Windsor graduate is a certified amateur coach through the Ontario Baseball Association, formerly coaching in the "AAA" Mississauga Majors and Twins organizations.



ANDREA GOLDSTEIN
VICE PRESIDENT, COMMUNICATIONS

Andrea Goldstein heads into her second season as Vice President of Communications, where she oversees external and internal strategic communications, media relations, and publicity for all areas of the organization. A former sports reporter, Andrea has 25 years of experience in the sports and media industry. Prior to joining the Blue Jays, she spent 11 years at Rogers Sports & Media leading communications and public relations for the country's most diverse portfolio of media assets. She has also led communications for TSN and Canada's Olympic Broadcast Media Consortium for the Vancouver 2010 Olympic Winter Games. Andrea has a Bachelor of Applied Arts in Journalism from Toronto Metropolitan University and an Honours Bachelor of Arts in Theatre from York University. She currently resides in Toronto with her partner, Shawn, and dog, Oscar.



ANTHONY MIRANDA
VICE PRESIDENT, TECHNOLOGY

Anthony Miranda is entering his 25th season with the Toronto Blue Jays, joining the organization in 1998 as a Systems Analyst. Currently Vice President, Technology, Anthony and his team are responsible for all information technology systems and technical production at Rogers Centre and the Blue Jays' Florida facilities. A native of Toronto, Anthony graduated from the University of Toronto with an Honours Bachelor of Science degree in Computer Science. He obtained his PMP designation in 2008 and is currently an active PMI member in good standing. Anthony and his wife, Lindsey, reside in Mississauga with their two children, Emily and Violet.



MATT PHINNEY
VICE PRESIDENT, PEOPLE OPERATIONS

Matt Phinney is entering his second season with the club as Vice President, People Operations, responsible for building the Human Resources function across Business and Baseball Operations. He joined the club in 2022, after spending nine years at Capital One Canada, where he held a variety of leadership roles and drove organization-wide initiatives for performance management and talent management. Matt started his career in Strategy Consulting with Deloitte, supporting organization design, talent strategy, and post-merger integration for large financial institutions in Canada and the US. He holds degrees in Engineering and Business Administration from Western University, and an MBA from the University of Toronto. Matt resides in Toronto with his wife, Karen, and baseball-playing sons, Ryan and Owen.





MICHELLE SENIUK
VICE PRESIDENT, FAN EXPERIENCE & CONCESSIONS

Michelle Seniuk is starting her 12th season with the Toronto Blue Jays and her third as Vice President, Fan Experience & Concessions. She joined the organization in 2012 as Manager, Promotions & Fan Activations and saw her role expand in 2017 as Senior Manager, Promotions, and again in 2019 as Director, Promotions & Events. Prior to joining the Blue Jays, Seniuk served as an Account Coordinator at a communications agency and worked as a freelancer in the sports industry. She has devoted much of her career to sports and entertainment, working the Bills Toronto Series and spending seven seasons as a CFL cheerleader. Michelle has an Ontario Graduate Certificate in Public Relations from Humber College and earned an Honours Bachelor of Fine Arts degree from Toronto Metropolitan University.



MATTHEW SHUBER
**SENIOR VICE PRESIDENT, LEGAL & GOVERNMENT AFFAIRS
AND GENERAL COUNCIL**

Matthew Shuber joined the Toronto Blue Jays in 2003, in the role of Director, Business Affairs, acting as business and legal advisor to the organization's executive leadership group and operational departments. He began reporting directly to the President & CEO in 2007, was promoted to Vice President in 2011, and Senior Vice President in 2021. Matthew's responsibilities include the oversight and management of all legal matters affecting the organization, as well as certain relationships and business matters relating to Major League Baseball and the Blue Jays' intellectual property. Matthew provides ongoing legal, business, and strategic advice and direction on a variety of different organizational imperatives, including broadcasting, baseball operations, ticketing, merchandising, marketing, and corporate partnerships. He played a central role in the design, development, and implementation of the Blue Jays' current logos, uniforms, and related

branding elements, all of which were introduced in 2012. Matthew was part of the core Blue Jays team that led the planning, financing, and redevelopment of TD Ballpark (opened in 2020) and the associated Player Development Complex in Dunedin, FL (opened in 2021). Matthew was called to the Ontario Bar in 1999. He attended Schulich School of Business MBA program in 2003 on a Dean's Entrance Scholarship, completing core courses. Prior to entering the business world, he was in legal practice as criminal defence counsel at the Toronto firm of Cooper, Sandler and West (Austin Cooper, Q.C., Mark Sandler and Peter West). Matthew received his law degree (Juris Doctor) from Osgoode Hall Law School in Toronto in 1997 and was the recipient of six separate academic awards. He received his Bachelor of Arts degree from the University of Toronto, graduating with high distinction in 1994. He also attended the Toronto French School and is fluent in French. Matthew has been a guest lecturer for Osgoode Hall Law School's Entertainment and Sports Law course for the last four years. Matthew has been a member of and/or special advisor to the Board of Directors of the Jewish Camp Council of Toronto, the not-for-profit, charitable organization that operates Camp Northland, since 2005. He is an avid photographer, traveller and amateur chef, as well as an occasional musician and sportsman, with a strong appreciation for music (particularly live performances of the band Phish). Matthew is a very proud father to one remarkable son.



ALEX WONG
VICE PRESIDENT, STRATEGY & ANALYTICS

Alex Wong is entering his fifth season with the Toronto Blue Jays. He is responsible for organizational strategy, strategic planning and projects, fan insights, and advanced analytics. Prior to joining the Blue Jays, Alex worked at GALE Partners, a creative media consultancy, as part of the strategy and data team with a focus on creating digital customer experiences through the application of data and analytics. Before GALE, he held multiple roles at Deloitte Consulting, focused on corporate strategy in financial services, sports and entertainment, public sector, and telecom. Alex holds an HBA from the Richard Ivey School of Business. The Strathroy, ON, native now resides in Toronto with his wife, Dawn.



BASEBALL OPERATIONS

TONY LACAVA

SENIOR VICE PRESIDENT, PLAYER PERSONNEL



Tony Lacava is entering his 21st year with the Blue Jays after joining the organization on October 15, 2002 as Assistant to the General Manager. He was named Assistant General Manager, Player Personnel in October of 2007, a role he held until 2011 when he was appointed Vice President, Baseball Operations and Assistant General Manager. Lacava was then appointed to the position of Senior Vice President of Baseball Operations and Assistant General Manager in December of 2015. He also served as interim General Manager during the 2015 offseason. Following his playing career, he joined the Anaheim Angels organization as an Associate Scout in 1989. The resident of Oakmont, PA, was promoted to full-time duties as an Area Scout in 1991. He was promoted again in 1996 to the position of Regional Crosschecker, serving through 1999. Lacava joined the Atlanta Braves as the National Scouting Supervisor in 2000 and was named as the Director, Player Development for the Montreal Expos in September of that year, overseeing the club's Minor League field personnel and the farm teams. He also spent the 2002 season with Cleveland as National Crosschecker. Lacava graduated from Central Catholic in 1979 where he played baseball. He then obtained an Associates Degree from Gulf Coast Community College before transferring to the University of Pittsburgh. He left Pitt after two years to sign with the Pittsburgh Pirates as a non-drafted free agent and spent two seasons in the club's Minor League system as an infielder with Bradenton and Greenwood in 1983, and Macon in 1984. Lacava was born on May 21, 1961 in Pittsburgh, and is married with three children.

ANDREW TINNISH

VICE PRESIDENT, INTERNATIONAL SCOUTING AND BASEBALL OPERATIONS



Andrew Tinnish was named to his current position in January of 2019, and oversees the club's International Scouting operations. He was elevated to the position of Assistant Scouting Director in September of 2006, a role he performed until his promotion to Director, Amateur Scouting on October 9, 2009, where he oversaw the direction of the Amateur Scouts in preparation for each season's Amateur draft. He then became an Assistant General Manager on June 21, 2012. Tinnish was named an Area Scout for the Blue Jays, covering North Florida and Alabama, before being promoted to Scouting Coordinator in August of 2003. During July/August of 2002, he acted as Hitting Coach for Team Canada at the FISU World University Games in Italy. The native of Hamilton, ON, moved into a full-time position in January of 2002 as an Assistant in the Baseball Operations department after he first joined the Blue Jays in April of 2001 as an Intern in Baseball Operations. Tinnish pitched for the Quebec Capitales of the Northern League in the summer of 1999, appearing in 22 games while compiling a 3-1 record covering 38.2 innings. He also played for the Brock Badgers baseball club from 1995-1999 and was awarded the honour of Brock University Male Athlete of the Year for the 1999-2000 school year, as well as being named team MVP in the 1996, 1998, and 1999 seasons. Tinnish played baseball for Niagara University (NCAA) in 1997 and graduated from Brock University with a degree in Sports Management. He grew up in Nepean, ON, where he played minor baseball for East Nepean.

JAMES CLICK

VICE PRESIDENT, BASEBALL STRATEGY



James Click joined the Blue Jays as Vice President, Baseball Strategy on February 27, 2023. Click has been added to the Baseball Operations leadership team, working closely with General Manager Ross Atkins and department heads on strategic planning, decision making, and evaluation. He works across both professional and amateur levels to identify best practices, develop plans, and implement strategies. Click spent the previous three seasons with the Houston Astros, claiming an AL pennant in 2021 and winning a World Series title in 2022. Prior to that, he spent 14 years with the Tampa Bay Rays, most notably as their Vice President of Baseball Operations from 2017 to 2019. Click graduated from Yale University in 2000 and wrote for Baseball Prospectus for several years before joining the Rays. The native of Durham, NC, has a wife, Ace, and two sons, Sam and Nate.

JOE SHEEHAN

ASSISTANT GENERAL MANAGER



Joe Sheehan was named Assistant General Manager on September 29, 2016. He originally started with the Blue Jays in November of 2010 as a Baseball Information Analyst. On January 2, 2015, he was promoted to Manager, Baseball Research and Development, a role he held until his appointment to Director of Analytics in December of 2015. In that role, he was responsible for creating and communicating many of the advanced analytic metrics and processes used by the Baseball Operations staff. Sheehan helped develop the team's internal scouting software, as well as other systems used across all levels of the department and was responsible for managing departmental statistical and scouting databases. He previously worked for the Pirates from 2009-2010, both as an intern and as a Baseball Operations Data Analyst, contributing analytic work to baseball operations decisions. Sheehan interned for San Diego Padres and Colorado Rockies in 2006 and 2008, respectively. He graduated from Oberlin College (Ohio) with a degree in Biology and played baseball at Oberlin from 2002-2006. Originally from Winchester, MA (outside Boston), Sheehan currently resides in Toronto.





MIKE MUROV
ASSISTANT GENERAL MANAGER

Mike Murov is entering his eighth season with the Blue Jays and his second as Assistant General Manager. He works with closely the Pro Scouting, Amateur Scouting, and the Major League Coaching staffs to evaluate player acquisition opportunities, collaboration between departments, and staffing strategies. Prior to joining the Blue Jays, Murov spent six years with the Boston Red Sox, most notably as the club's Assistant Director of Major League Operations. He began his career in baseball in 2008 as a Player Development intern with the Florida Marlins organization. He then worked for the Cincinnati Reds as an intern in 2009 before joining Boston's Player Development department in 2010. Murov attended Dartmouth College where he majored in government and minored in history, graduating with high honours in 2007.



MIKE SHAW
DIRECTOR, TEAM TRAVEL & CLUBHOUSE OPERATIONS

Mike Shaw is entering his 28th season with the Blue Jays. Born in Halifax and raised in Montreal, Mike played baseball through the junior ranks in the Montreal Lac St.Louis League. He graduated from Montreal's Marymount Academy in 1986, capturing a provincial physical education award in his final year. He then attended Dawson College, earning a Diploma in Social Sciences in 1989, and also graduated with an Honours Bachelor of Commerce in Sports Administration from Sudbury's Laurentian University in 1995. Mike joined the Blue Jays organization in 1996, taking on a part-time position in the club's ticket office. He joined the PR staff as an assistant in 1997, before being appointed as Manager, Baseball Information in 1999. Mike was appointed to Manager of Team Travel in November of 2004, overseeing the team's transportation and accommodations in Spring Training and throughout the regular season, and was promoted to Director of Team Travel and Clubhouse Operations in January of 2011. In a vote amongst

his peers, Mike was awarded Travel Secretary of the Year in December of 2014 and again in December of 2021. He has two children and resides in Oakville.



SANJAY CHOUDHURY
DIRECTOR, BASEBALL RESEARCH

Sanjay Choudhury enters his eighth season with the Blue Jays and his second as Director, Baseball Research, having spent the prior two years as Assistant Director, Research and Development. In his current role, he is responsible for managing and conducting research projects to support decisions across Baseball Operations. Choudhury was previously employed by KIPP DC Charter Schools and Deloitte Consulting. He holds his BA and MPP from the University of Virginia, where he graduated from the Batten School of Leadership and Public Policy.



JEREMY REESOR
DIRECTOR, BASEBALL OPERATIONS

Entering his 11th season with the Blue Jays and 10th in the Baseball Operations department, Jeremy Reesor was promoted to his current position for the 2022 campaign, coming off three seasons in which he served as Assistant Director, Baseball Operations. In his current role, he is responsible for applying the team's decision-making processes in all areas of Baseball Operations with a focus on applying analytical tools to player acquisition, transactions, and game preparation, and leading project management and strategy initiatives. Reesor joined the Blue Jays in 2013 as a Field Conversion Technician before moving to Baseball Operations as an Analytics intern for the 2014 season. He was then hired as Assistant, Baseball Research prior to the 2015 season, working closely with the Amateur Scouting staff on coordination for the draft, as well as supporting the club's analytics team. He was promoted to Coordinator, Baseball Research prior to the 2017 season and Manager, Baseball Research prior to the 2018 season.

Reesor graduated with a BSc in Honours Biology from the University of Waterloo in 2012. Originally from Stouffville, ON, he currently resides in Toronto with his wife and child.



PETER SAUNDERS
DIRECTOR, BASEBALL SYSTEMS

Peter Saunders is entering his eighth season with the Blue Jays in the role of Director, Baseball Systems. He joined the Blue Jays in 2016 as Data Architect before being promoted to Assistant Director and Tech Lead prior to the 2020 season. He is responsible for building and maintaining databases and technology systems in Baseball Operations and oversees a small team of software developers. Saunders is a native of Cambridge, England and graduated from the University of Cambridge with an MSc in Experimental and Theoretical Physics. He currently resides in Toronto with his partner, Emilie.





DEHRA HARRIS
DIRECTOR, PERFORMANCE RESEARCH AND EDUCATION

Dehra Harris is a physician and teacher by training who has found a true home in sports. After an admittedly non-traditional road here, she now happily gets to lead a team of interdisciplinary rock stars collaborating with coaches and players to create comprehensive individualized training for athletes. Her work brings together biomechanics as well as applied research in learning theory, workload management, nutrition, strength training, and mental performance. The heart of the process is helping people follow their dreams with her special expertise in maximizing and designing adaptive learning environments across high performance settings to make that happen. Dehra is passionate about coaching education and developing individualized learning plans that allow fast-paced growth and improvement for athletes, leaders, and the whole team while emphasizing the holistic well-being of everyone involved.



STEVE RASSEL
DIRECTOR OF MENTAL AND PHYSICAL DEVELOPMENT

Steve Rassel takes on the role of Director of Mental and Physical Development this season. Rassel spent the last two years as Assistant Director, High Performance, after joining the Blue Jays in 2019 as the Minor League Strength & Conditioning Coordinator. For a decade prior to that, he served at Webber International University as the Associate Athletic Director and Head Strength & Conditioning Coach, directing the training of all 22 athletic programs and 550 athletes. Before Webber, Rassel's career began with the Boston Red Sox, followed by a stint with the Chicago Cubs. He was named a finalist for the 2017 and 2019 NSCA College Strength & Conditioning Coach of the Year award. Rassel is certified through the National Strength & Conditioning Association as a CSCS®D and RSCC, and through the Collegiate Strength and Conditioning Coaches Association as an SCCC and Approved Mentor. He lives in Trinity, FL, with his wife, Dr. Brittany Rassel, eight-year-old son, Stevie III, and seven-year-old son, Brayden.



ANDREW PIPKIN
MEDICAL DIRECTOR

Andrew Pipkin completed his undergraduate and graduate physical therapy degrees at Lebanon Valley College in Pennsylvania. He went on to complete a sports physical therapy residency at the University of Wisconsin Hospital and Clinics in 2014 and is a board-certified sports specialist. Andrew continued his career at The Ohio State University where he completed an Upper Extremity Athlete Fellowship in collaboration with Cleveland's baseball club. He joined Cleveland's medical staff in 2016 and served as both the Rehab Coordinator and Minor League Medical Coordinator until 2020. In January of 2021, Andrew transitioned to his current role as the Medical Director for the Toronto Blue Jays.



ADAM INGLE
ASSISTANT MEDICAL DIRECTOR


Adam Ingle is entering his second season as Assistant Medical Director for the Blue Jays. He joined the organization in 2022 as an experienced physical therapist and leader, having spent the past 11.5 years working in the Sports Medicine program at The Ohio State University. More recently, Ingle led the OSU Sports Medicine Rehab Clinic, and Upper Extremity Athlete Fellowship programs that partnered with the Cleveland Guardian organization. The graduate of Ohio State and board certified sports clinical specialist is passionate about leading and mentoring staff, and providing optimal care for elite level baseball athletes. Ingle, his wife, Jen, and two children, Olivia and Evan, now reside in Dunedin, FL.



PHILLIP DIMINO
REHAB COORDINATOR


Phillip Dimino joined the Toronto Blue Jays in 2019 to take part in the club's Professional Sports Physical Therapy Fellowship. He then transitioned into his current role as Rehab Coordinator in 2020. Phillip is a graduate of East Mississippi Community College where he played football for two years before receiving his bachelor's degree from Mississippi State University. He went on to receive his Doctor of Physical Therapy from the University of Mississippi Medical Center. Following physical therapy school, Phillip completed an APTA credentialed sports physical therapy residency with Houston Methodist in Houston, TX. During his residency, he served as an Assistant Physical Therapist with Rice University, working with all sports, and completed an internship with the Houston Astros' rehab team in West Palm Beach, FL. After the conclusion of Phillip's residency program, he spent time as a Clinic Therapist with ATI Physical Therapy in Birmingham, AL, prior to completing the Blue Jays' Fellowship in 2019.





MICHAEL RENDON
ATHLETIC TRAINING COORDINATOR

Michael Rendon is entering his seventh season in the Toronto Blue Jays organization and his third as Athletic Training Coordinator. He spent the 2020 season as Assistant Athletic Training Coordinator, after serving as a Minor League Athletic Trainer in Dunedin (2019), Vancouver (2018) and the GCL (2017). A native of Du Quoin, IL, he graduated from Southern Illinois University in 2010 with Bachelor's degree in Athletic Training. Rendon's previous experience includes athletic training intern with the Springfield Cardinals (2009-2010) and Minor League Athletic Trainer with the Houston Astros organization (2011-2016). Rendon currently resides in Trinity, FL, with his wife Brittany, his sons, Adrian, Gideon and Elijah, and their dog, Shana.



SCOTT PETERS
MEDICAL RESEARCH COORDINATOR

Scott Peters is entering his eighth season with the Blue Jays and his fourth as Medical Research Coordinator, after spending the previous two seasons as the Major League Assistant Physical Therapist. A native of Altona, MB, he obtained his Doctorate in Physical Therapy from Duke University in 2017 after receiving his Bachelors in Athletic Training and Corporate Fitness from Minot State University (ND) in 2013. He then completed a Masters degree in Management from Minot State in 2014 while serving as a graduate assistant strength and conditioning coach with the baseball program for the Division II University. Peters' other previous experience includes an athletic training internship with the Los Angeles Angels of Anaheim (2012) in Tempe, AZ, assistant athletic trainer for the Lowell Spinners (Boston Red Sox, 2014), and game day assistant with the Carolina Hurricanes (NHL, 2015-2016). He also recently finished a Fellowship in Orthopedic Manual Physical Therapy through the American Academy of Manipulative Therapy.



SAM LIMA
EAP DIRECTOR

Sam Lima joined the Toronto Blue Jays Baseball Club in 2014. As Employee Assistance Program (EAP) Director, Certified EAP, Licensed Clinical Mental Health Counselor-Supervisor and National Certified Counselor, he provides critical support to staff, players and family members. Lima maintains a vibrant private practice where he focuses on supporting adolescent, young adult and adult men, and their families, with clinical issues impeding daily functioning and performance. He brings a depth of life experiences derived from more than 30 years of service in the United States Marine Corps and the Department of Homeland Security. Lima is bilingual and bicultural, having travelled extensively throughout the world - a culturally diverse practitioner. As a life-long learner, Lima continues his professional education at Liberty University, working toward a Ph.D. in Counselor Education and Supervision. He is a member of the International Employee Assistance Professional Association, a member of the Central Florida Chapter, and is

certified to provide mental health services as crisis response support. Sam has four adult children in full flight and lives with his lovely wife, Anne, and daughter, Sloane.



SCOTT NEALON
MAJOR LEAGUE DIETITIAN

Scott Nealon enters his first season as the Major League Dietitian for the Blue Jays. Prior to Toronto, Scott spent 2022 with the Las Vegas Raiders as a Nutrition Assistant. He also previously served in Strength & Conditioning roles throughout Cleveland's Minor League system: 2013-2015 in Advanced-A; 2016 and 2021 in Double-A, and 2017-2019 in Triple-A. Scott obtained his Dietetics degree from the University of Northern Colorado and also holds his Masters Degree in Exercise Science. He is a Certified Registered Dietitian (RD) from the Commission on Dietetic Registration, and a Certified Strength and Conditioning Specialist (CSCS) through the NSCA. Scott and his wife, Samantha, reside near Cleveland, OH.





JOSE JULIAN MINISTRAL
HEAD ATHLETIC TRAINER

Jose Julian Ministral begins his 11th season with the Toronto Blue Jays organization and fifth year as the Head Athletic Trainer. The Summit, NJ, native earned his undergraduate degree from Springfield College and is certified by the CATA, NATA, and NSCA. He was named to the position of Assistant Athletic Training Coordinator in 2013, a position he held until becoming the Minor League Athletic Training Coordinator in 2016. Jose began his baseball career in 1998 with the Pittsburgh Pirates organization as a GCL Intern, spending 14 years with the organization as a Minor League athletic trainer. He spent six seasons (2003-2005 and 2007-2009) as Pittsburgh's Triple-A athletic trainer, and also served as athletic trainer at Lynchburg (A) in 2002 and as the Pirates Minor League Rehab Coordinator in 2001. Jose resides in Palm Harbor, FL, during the offseason with his wife, Jenna, and children, Gillyan and Kirk.



VOON CHONG
FIRST ASSISTANT ATHLETIC TRAINER


Voon Chong is entering his 22nd season overall with the Blue Jays organization, his sixth on the Major League staff, and his fourth as the First Assistant Athletic Trainer. He began his baseball athletic training career with the Blue Jays in Medicine Hat (Rookie-A) in 2002 and has made stops in Charleston (A) in 2003, Manchester (AA) from 2004-2009, Las Vegas (AAA) from 2010-2012, and Buffalo (AAA) from 2013-2017. Chong was voted the Eastern League Athletic Trainer of the Year in 2007 and 2008, and was selected to represent the Blue Jays in the Hawaii Winter Baseball League (Honolulu Sharks) in 2006, and the Arizona Fall League (Scottsdale Scorpions) in 2007. Prior to baseball, he represented Canada as an Athletic Trainer/Equipment Manager on the Canadian U-20 National Soccer Team at the World Youth Cup in 1997 (Malaysia) and 2001 (Argentina), the 2001 Canadian U-23 National Soccer Team at Francophone Games in Ottawa, and the Canadian Olympic National Soccer Team in the 2003 Olympic Qualifying Tournament.

Chong graduated from Simon Fraser University with a Bachelor of Applied Science in Kinesiology in 1998. He was born in Ipoh, Malaysia, and now resides in Vancouver, BC.



JOHN BIGGAR
MAJOR LEAGUE PHYSICAL THERAPIST

John Biggar began his Major League career in Toronto with the Blue Jays in 2020, after spending two seasons as Minor League Physical Therapist with the San Diego Padres. He received a Bachelor of Science Kinesiology degree from Dalhousie University in 2005 and completed his Master of Science in Physical Therapy degree from the University of Toronto in 2008. Biggar began his sports medicine career in Toronto and has worked with athletes and teams across multiple events, including the 2015 Toronto Pan Am Games, the 2017 Canada Summer Games and the 2017 WBSC U-18 Baseball World Cup. He holds a Sport Certificate through the Canadian Physiotherapy Association and CSCS designation through the NSCA. A native of Cobourg, ON, he currently resides in Toronto.



DREW MACDONALD
MAJOR LEAGUE SECOND ASSISTANT ATHLETIC TRAINER

Drew MacDonald, 36, is entering his fourth season on the Major League staff as the Second Assistant Athletic Trainer, and 13th season with the Blue Jays overall. A graduate of Sheridan College's Athletic Therapy program, MacDonald interned for the Blue Jays in 2008 before being hired to serve as the Bluefield Athletic Trainer in 2011. Since then, he has made professional stops in Vancouver (2012), Lansing (2013-2017), and New Hampshire (2018), prior to serving as the Assistant Medical and Athletic Training Coordinator in 2019. MacDonald also spent time with Baseball Canada's Junior National Team in 2010 and represented the Blue Jays organization as a trainer in the Arizona Fall League in 2015. Originally from Teeswater, ON, he currently resides in Paris, ON, with his wife, Heidi, and his three children, Max, Brooks, and Hayes.





DR. JOHN THEODORPOULOS
HEAD ORTHOPEDIC PHYSICIAN

Dr. John Theodoropoulos earned his Medical Degree at Queen's University and completed his residency in Orthopaedic Surgery at McGill University. He completed a Fellowship in Sports Medicine at the University of Illinois Chicago and completed his Masters of Science in Cartilage Regeneration at the University of Toronto. Dr. Theodoropoulos is currently an Assistant Professor of the Division of Orthopaedic Surgery, Department of Surgery at the University of Toronto. He is the Director of the Doviği Orthopaedic Sport Medicine Institute (DOSMI), a non-profit institute dedicated to the treatment, prevention and research of sport related injuries. He is also the Director of the University of Toronto Orthopaedic Sports Medicine Fellowship Program mentoring National and International Fellows annually. As a distinguished and invited speaker, presenter and lecturer, he has contributed locally, provincially and nationally at meetings and conferences on topics such as ACL reconstruction, cartilage repair and tissue engineering, and

arthroscopic shoulder repair. Dr. Theodoropoulos is the Head Orthopaedic Surgeon for the Toronto Maple Leafs and Toronto Blue Jays. He also consults for many local amateur and professional athletes and was part of the medical team at the 2010 Vancouver Olympic Hockey Tournament.



DR. DAVID LAWRENCE
HEAD PRIMARY CARE PHYSICIAN

Dr. David Lawrence is a sports medicine physician and assistant professor at the University of Toronto. He completed his medical degree (MD), residency, and sports medicine fellowship at the University of Toronto, and completed a post-graduate Masters of Public Health (MPH) at the Dalla Lana School of Public Health (University of Toronto). Dr. Lawrence is the lead team Primary Care Physician for the Toronto Blue Jays and is the medical director of the David L. MacIntosh Sport Medicine Clinic (University of Toronto).



TODD EARL
SPORTS MASSAGE

Todd Earl returns for his 13th season with the Toronto Blue Jays. A longtime resident of the Tampa Bay area, he spent several years with the Tampa Bay Buccaneers before joining the Blue Jays. Earl is a 2005 graduate of the Suncoast School of Massage and now resides in Nanaimo, BC. He enjoys hiking, going to the movies, and yoga. He also has one daughter who is currently on active duty with the United States Navy.



JIMMY VANOSTRAND
MAJOR LEAGUE MENTAL PERFORMANCE COACH

Jimmy VanOstrand was born and raised in Vancouver, BC. He attended college at Cal Poly - San Luis Obispo and was drafted in 2006 by the Houston Astros, playing eight years in the Astros and Washington Nationals organizations, reaching as high as Triple-A in 2013. He competed for Canada in the 2008 Olympics and 2013 World Baseball Classic, and won gold at the 2011 Pan Am Games. In 2014 and 2015, he was an assistant coach at Boston College before spending the 2016 season as the Director of Player Development at the University of Arizona. VanOstrand spent three years as a mental skills coach with the Seattle Mariners, working with players at all levels, including the Major League team in 2019, before joining the Blue Jays in 2020. He obtained his Masters Degree in Psychology from Cal Southern University in 2018. VanOstrand is a Certified Mental Performance Consultant (CMPC) through the Association of Applied Sports Psychology (AASP) and a member of the Professional Baseball Performance Psychology Group (PBPPG).





SCOTT WEBERG
HEAD MAJOR LEAGUE STRENGTH & CONDITIONING COACH

Scott Weberg is entering his 17th season in professional baseball and fifth as the Head Major League Strength and Conditioning Coach for the Blue Jays. The 2021 Strength and Conditioning Coach of the Year previously has held various positions over the past 10 years with the Blue Jays. Weberg entered professional baseball with the Chicago Cubs (2007-2011), spending time at the minor league, coordinator, and MLB levels. He was the Strength and Conditioning Coach for Team Canada at the 2017 World Baseball Classic, and was also the Strength and Conditioning Coordinator, Netherlands Region, with MLB International from 2012-2013. Weberg earned his Master of Arts Degree in Health, Physical Education and Sport Sciences from Morehead State University (Morehead, KY) in 2008, and his Bachelor of Arts Degree in Health Promotion – Fitness Management from Grand View University (Des Moines, IA) in 2007 where he played three years of varsity baseball. He also attended and played baseball at Porterville College (CA) from 2003-2004. Weberg is a Certified Strength and Conditioning Specialist (CSCS) and Registered Strength and Conditioning Coach with Distinction (RSCC[®]D) from the National Strength and Conditioning Association (NSCA). He is also currently the Treasurer of the Professional Baseball Strength and Conditioning Coaches Society (PBSCCS). Originally from Kelowna, BC, Weberg currently resides in Tarpon Springs, FL, with his wife, Amanda, and son, Louke.



JEREMY TRACH
MAJOR LEAGUE ASSISTANT STRENGTH & CONDITIONING COACH

Jeremy Trach enters his 11th season with the Toronto Blue Jays organization and fifth as the Major League Assistant Strength and Conditioning Coach. In 2016 and 2017, he served as Minor League Strength and Conditioning Coordinator for the team, and in the previous four years, he worked as Minor League Strength and Conditioning Coach for the Advanced-A Dunedin Blue Jays (2015-2016) and the Short-Season Vancouver Canadians (2013-2014). In 2017, Jeremy received the Toronto Blue Jays High Performance Award for his commitment to the values of the High Performance Team. For his efforts in 2014, he was named the Northwest League Strength Coach of the year. A native of Coquitlam, BC, Jeremy has more than 10 years of experience working with youth, high school, college, and professional baseball players. He attended University in Kansas and Iowa where he received his Bachelors of Arts in Wellness and played four years of competitive college baseball. In 2011, he was named the Assistant Strength and Conditioning Coach at Waldorf College in Iowa. In 2013, Jeremy attained his Masters in Exercise and Sports Science in Human Performance at the University of Wisconsin-La Crosse, where he worked as the Sports Performance Graduate Assistant Strength Coach. Jeremy is a Registered Strength and Conditioning Coach and a Certified Strength and Conditioning Specialist through the National Strength and Conditioning Association. A member of the Professional Baseball Strength Coaches Society, he holds his Level 1 Sports Performance Coach Certification through USA Weightlifting and is certified with the Functional Movement Screen.



SE HONG JANG
PERFORMANCE COACH

Se Hong Jang enters his third season with the Blue Jays as a Performance Coach after spending over 20 years with the Kia Tigers of the Korean Baseball Organization. Some of his highlights include being part of three Korean Series Championships with the Tigers and earning the 2017 South Korea's Trainer Award by the Korean Athletic Trainers Association (KATA). Jang holds a PhD in Sports Science from Chonam National University in South Korea. He resides in Korea during the offseason with his wife and two sons, who are both striving to become baseball players in Korea.



KENJI ITO
PERFORMANCE COACH

Kenji Ito is going into his second season with the Blue Jays as a Performance Coach after spending two seasons as Physical Trainer with the Mariners. Kenji has certificates in both acupuncture treatment and massage therapy from Japan.



**KEVIN MALLOY**
SENIOR MANAGER, VISITING CLUBHOUSE OPERATIONS

Kevin Malloy is entering his 42nd season with the organization. In 2018, he changed roles to assume the lead position of the visiting clubhouse, where he is responsible for hosting all visiting Major League teams, their equipment and uniforms, and visiting clubhouse staff. Malloy was named Senior Manager, Home Clubhouse Operations prior to the 2017 season and previously served as the team's Clubhouse Manager since 1996. He graduated from Seneca College in 1987 where he studied Marketing and Administration. Malloy joined the Toronto Blue Jays in 1982 when he was a seasonal assistant in the Blue Jays Clubhouse. He is married with two children and enjoys ice hockey, downhill skiing, and golf while residing in Pickering, ON.

**SCOTT BLINN**
SENIOR MANAGER, CLUBHOUSE OPERATIONS

Scott Blinn starts his 33rd season with the Toronto Blue Jays, having joined the club in 1991 as a Visiting Clubhouse attendant. He was promoted to Assistant Manager, Visiting Clubhouse in 1997 where he served for 20 years before moving into his current role. Blinn was born and raised just outside of Toronto where he lives with his wife and two children.

**MUSTAFA (MOOSE) HASSAN**
MANAGER, HOME CLUBHOUSE OPERATIONS

Mustafa Hassan is entering his 22nd season in the Toronto Blue Jays organization and his fourth as Manager, Home Clubhouse Operations, having spent the previous two years as Clubhouse Manager, Equipment. Prior to the 2017 season he was named Assistant Clubhouse Manager. Mustafa got his start as the Blue Jays' Ballboy from 2001-2003 before moving to team Batboy from 2004-2006. In 2007, he moved into the role of Clubhouse Assistant and served in that capacity until 2016. Mustafa was raised, educated, and currently resides in Toronto.

**ALEX ANDREOPOULOS**
BULLPEN CATCHER

Alekos (Alex) Andreopoulos was born and raised in Toronto and is now married with one child. He was named to his current position in 2003. He attended Seton Hall from 1992-1995 where, as a catcher, he earned conference All-Star honours in each of his seasons. He was also named as the Big East Conference Rookie of the Year and included on Baseball America's Freshman All American team in 1992. Andreopoulos was selected in the 17th round by the Milwaukee Brewers in 1995 and spent eight seasons in the minors with the Milwaukee, Cleveland, Montreal, and St. Louis organizations. He batted .288 with 37 home runs and 268 RBI in 525 career Minor and Independent League games.

**LUIS HURTADO**
BULLPEN CATCHER


Luis Hurtado is entering his second season as bullpen catcher for Toronto. He also assists in the preparation and development of the club's Major League catchers. The 34-year-old managed Low-A Dunedin in 2021, Rookie-level Bluefield in 2019, and the GCL Blue Jays for the 2017 and 2018 campaigns. Prior to that, he took on coaching roles with the DSL and GSL squads (2013-2015), as well as Triple-A Buffalo (2016). The native of Maracay, Venezuela, played seven seasons in the Blue Jays' system, reaching as high as Triple-A Las Vegas in 2011-2012, and posted a .229 batting average over 129 career contests. Hurtado now resides in Odessa, FL, with his wife and two sons.





ERIC SLOTTER
MAJOR LEAGUE VIDEO COORDINATOR

Eric Slotter joined the Toronto Blue Jays organization prior to the 2011 season as a Minor League Video Assistant. He remained in that role for three seasons before being promoted to Minor League Video Scout, a role which he held for three additional seasons. Prior to the 2017 season, Eric was promoted to his current role of Major League Video Coordinator. The native of Tampa, FL, worked as a student manager and video assistant while completing his undergraduate degree at the University of Florida. He currently resides in Tampa with his wife, Lindsey.



THERON SIMPSON
COORDINATOR, GAME PLANNING

Theron Simpson is entering his sixth season with the Blue Jays organization, his fifth in advance scouting, and second in his current position as Coordinator. Simpson began in 2018 as an affiliate intern for Triple-A Buffalo before assisting in advance scouting as an intern in 2019, then as analyst in 2020 and 2021. Born and raised in Seattle, Simpson attended Claremont McKenna College in Southern California, where he pitched in relief for the Claremont-Mudd-Scripps Stags for two seasons. He graduated from Claremont McKenna College in 2016 with a dual major in Economics and Government. Simpson previously interned in the Houston Astros and Tampa Bay Rays Minor League systems and coached for City Baseball in Seattle from 2016-2018.



ANTHONY LUCCHESI
ASSISTANT, ADVANCE SCOUTING

Anthony Lucchese is entering his fifth season with the Blue Jays organization, his fourth in advance scouting, and second in his current position as Assistant, Advance Scouting. Lucchese began working for the organization in 2019 as an Affiliate Intern for Class-A Vancouver. He then assisted in advance scouting as an intern with the Blue Jays for the 2020 and 2021 seasons. Lucchese attended Toronto Metropolitan University in downtown Toronto and graduated with a Bachelor of Commerce in 2018. He currently resides in Toronto.

NAME THE TEAM CONTEST

The Blue Jays were named in a contest conducted in June and July of 1976. Over 30,000 individual entries were received, suggesting over 4,000 names for the new American League club. From the list of names submitted, specially-appointed panels of judges selected ten names to submit to the Board of Directors. The Directors chose the name "Blue Jays" from that list and announced their decision on August 12th, at which time the team officially became the Toronto Blue Jays Baseball Club.

A total of 154 people submitted the name "Blue Jays" and a drawing was held to select a grand prize winner from those who submitted the name. Dr. William Mills of Etobicoke, Ontario, won a pair of season tickets for 1977 and an all-expenses paid trip for himself and his family to watch the Blue Jays at spring training in Dunedin, Florida. Nine runners-up also won season tickets.





MANAGER AND COACHES

JOHN SCHNEIDER



SCHNEIDER JOHN

14 MANAGER

BIRTHDATE February 14, 1980
 OPENING DAY AGE 43
 BIRTHPLACE Princeton, NJ
 RESIDENCE Clearwater, FL

APPOINTED:

- Named Major League Coach by the Toronto Blue Jays on November 27, 2018.
- Promoted to Bench Coach going into the 2022 season.
- Took over as Interim Manager on July 13, 2022.
- Named Manager of the Toronto Blue Jays on October 21, 2022.

PERSONAL:

- John P. Schneider.
- Attended Lawrence Township High School in New Jersey.
- Caught at the University of Delaware...Named Colonial Athletic Association All-Conference in 2002.
- Resides in Clearwater, FL, with his wife, Jess, and two sons, Gunner and Greyson.

PROFESSIONAL CAREER:

- Selected by the Toronto Blue Jays in the 13th round of the 2002 First-Year Player Draft.
- Coached six seasons (311 games) in Toronto's Minor League system, advancing as high as Triple-A Syracuse in 2007.

COACHING & MANAGERIAL CAREER:

- Entering his 1st season as Manager and his 15th campaign in a managing/coaching role with the Blue Jays organization.
- Spent 2008 as hitting coach for the Gulf Coast League Blue Jays...Then managed the squad from 2009-2010 and again in 2013.
- Managed the Vancouver Canadians for half a season in 2011 before leaving the club to attend a family matter...Managed the club again from 2014-2015 and led them to a division-leading 46-30 record and a finals appearance in 2014.
- Took the reins as manager of the Class-A Lansing Lugnuts for the 2016 season.
- Managed the Advanced-A Dunedin Blue Jays to 72-66 record and a Florida State League Championship in 2017 (co-champs with the Palm Beach Cardinals due to Hurricane Irma).
- Named Manager of Double-A New Hampshire in 2018 and led the Fisher Cats to an Eastern League Championship.
- Served a coaching role at the Major League level for the first time in 2019, with a focus on the development of Major League catching.
- Landed the role of Bench Coach for the 2022 campaign and eventually took the reins as Interim Manager on July 13, 2022...Finished the final 74 games of the regular season with a 46-28 record for a .622 winning percentage, the highest ever by a Toronto skipper in his 1st season at the helm (min. 10G).
- Led the Interim tagged removed and was officially named the 14th Manager of the franchise on October 21, 2022.

PLAYING CAREER:

Year	Club & League	AVG	G	AB	R	H	2B	3B	HR	RBI	BB	SO	SB
Minor Totals		.206	311	928	107	191	49	0	24	111	171	302	3

MANAGERS

	G	W	L	PCT	YEARS
Gaston, Cito	1764	913	851	.518	1989-1997, 2008-2010
Gibbons, John	1582	793	789	.501	2004-2008, 2013-2018
Cox, Bobby	647	355	292	.549	1982-1985
Williams, Jimmy	522	281	241	.538	1986-1989
Hartsfield, Roy	484	166	318	.343	1977-1979
Montoyo, Charlie	472	236	236	.500	2019-2022
Tosca, Carlos	382	191	191	.500	2002-2004
Fregosi, Jim	324	167	157	.515	1999-2000
Farrell, John	324	154	170	.475	2011-2012
Mattick, Bobby	268	104	164	.388	1980-1981
Martinez, Buck	215	100	115	.465	2001-2002
Johnson, Tim	162	88	74	.543	1998
Schneider, John	74	46	28	.622	2022-
Queen, Mel	5	4	1	.800	1997

** denotes active manager

John Schneider served as Interim Manager (1-1) on June 22, 2021 at MIA in the absence of Manager Charlie Montoyo (suspension) and on Sept. 23, 2021 at MIN (suspension).

DeMarlo Hale served as Interim Manager (1-1) on Aug. 4, 2015 vs. MIN in the absence of Manager John Gibbons (suspension) and on June 10 at CWS, 2013 (son's high school graduation)

Don Wakamatsu served as Interim Manager from Aug. 26-Sept. 4, 2011 (3-8) in the absence of Manager John Farrell (pneumonia) and on Sept. 26, 2011 (0-1) due to personal reasons

Brian Butterfield served as Interim Manager from July 10-11, 2009 (1-1) in the absence of Manager Cito Gaston (family funeral)

John Gibbons served as Interim Manager from May 2-3, 2003 (2-0) in the absence of Manager Carlos Tosca (daughter's graduation) and again on Sept. 5, 2003 (suspension)

Cookie Rojas served as Interim Manager from May 24-26, 2001 (1-2) in the absence of Manager Buck Martinez (family funeral)

Gene Tenace served as Interim Manager from May 27-29, 1994 (2-1) in the absence of Manager Cito Gaston (suspension)

Gene Tenace served as Interim Manager from Aug. 21-Sept. 26, 1991 (19-14) in the absence of Manager Cito Gaston (ruptured disk in lower back)

Harry Warner served as Interim Manager from May 20-29, 1978 (3-9) in the absence of Manager Roy Hartsfield (wife's illness)

Records are for regular season games only



MANAGERIAL/COACHING CAREER

2008	Hitting Coach, Blue Jays, GCL (Blue Jays)
2009-10	Manager, Blue Jays, GCL (Blue Jays)
2011	Manager, Vancouver, North West (Blue Jays)
2013	Manager, Blue Jays, GCL (Blue Jays)
2014-15	Manager, Vancouver, North West (Blue Jays)
2016	Manager, Lansing, Midwest (Blue Jays)
2017	Manager, Dunedin, Florida State (Blue Jays)
2018	Manager, New Hampshire, Eastern League (Blue Jays)
2019-21	Major League Coach, Toronto Blue Jays
2022	Bench Coach, Toronto Blue Jays
2022	Interim Manager, Toronto Blue Jays
2023-	Manager, Toronto Blue Jays

RECORD AS MANAGER

Year	Club & League	W-L	PCT	Finish
2009	Blue Jays (GCL)	30-28	.517	3rd
2010	Blue Jays (GCL)	31-28	.525	2nd
2011	Vancouver (Northwest)	39-37	.513	2nd
2013	Blue Jays (GCL)	28-32	.467	3rd
2014	Vancouver (Northwest)	46-30	.605	1st
2015	Vancouver (Northwest)	34-42	.447	4th
2016	Lansing (Midwest)	69-71	.493	5th
2017	Dunedin (Florida State)	72-66	.522	2nd
2018	New Hampshire (Eastern)	76-62-1	.551	2nd
2022	TORONTO (AL)	46-28	.622	2nd
Minor Totals		425-396	.518	
MAJOR TOTALS		46-28	.622	

POSTSEASON RECORD AS MANAGER

Year	Club & League	W-L	PCT	Finish
2011	Vancouver (Northwest)	4-2	.667	Won Championship
2014	Vancouver (Northwest)	2-2	.500	Lost in Finals
2017	Dunedin (Florida State)	2-1	.667	Won Championship
2018	New Hampshire (Eastern)	6-0	1.000	Won Championship
2022	TORONTO (AL)	0-2	.000	Lost in Wild Card Round
Minor Totals		14-5	.737	
MAJOR TOTALS		0-2	.000	

AGE WHEN MANAGERS TOOK OVER THEIR FIRST GAME

MANAGER	FIRST GAME	AGE
Bobby Mattick	April 9, 1980	64
Cito Gaston	June 20, 2008	63
Jim Fregosi	April 6, 1999	57
Mel Queen	Sept. 24, 1997	55
Charlie Montoyo	March 28, 2019	53
Buck Martinez	April 1, 2001	52
Roy Hartsfield	April 7, 1977	51
John Gibbons	April 2, 2013	50
Tim Johnson	April 1, 1998	48
Carlos Tosca	June 3, 2002	48
John Farrell	April 1, 2011	48
Cito Gaston	May 15, 1989	45
Jimmy Williams	April 8, 1986	42
John Gibbons	Aug. 8, 2004	42
John Schneider*	July 13, 2022	42
Bobby Cox	April 6, 1982	40

*denotes active manager





BUDZINSKI

MARK

53
FIRST BASE
COACH

BIRTHDATE August 26, 1973
 OPENING DAY AGE 49
 BIRTHPLACE Baltimore, MD
 RESIDENCE Henrico, VA

APPOINTED:

- Named First Base Coach for the Toronto Blue Jays on November 27, 2018.

PERSONAL:

- Mark Joseph Budzinski.
- Holds his BSBA from the University of Richmond with concentrations in Marketing and Economics.
- Became a licensed realtor for RE/MAX Action Real Estate in 2012.
- Won a silver medal as an outfielder for the United States in the 2001 Baseball World Cup.

PROFESSIONAL CAREER:

- Selected by Cleveland in the 21st round of the 1995 draft and played seven years within their system, from 1995-2001.
- Also spent time in the Chicago (NL), Milwaukee, Cincinnati and Philadelphia organizations.
- Made his Major League debut with the Cincinnati Reds as a pinch-hitter on August 3, 2003 vs. SF, and appeared in a total of four big-league games with the club.

COACHING & MANAGERIAL CAREER:

- Posted a 290-269 Minor League record over four seasons managing in Cleveland's system.
- Managed Single-A Lake County to a championship appearance in 2014.
- Managed Advanced-A Lynchburg to back-to-back playoff appearances, making the semi-finals in 2015 and the finals in 2016.
- Spent the 2018 season as a Major League Coach with Cleveland, where he supported the coaching staff with advance preparation, player performance, and on-field pregame work.
- Joined the Blue Jays as First Base Coach going into the 2019 season.

PLAYING CAREER:

Year	Club & League	AVG	G	AB	R	H	2B	3B	HR	RBI	BB	SO	SB
Minor Totals		.274	1235	4450	734	1221	229	74	56	469	559	1024	150
MAJOR TOTALS		.000	4	7	0	0	0	0	0	0	0	4	0

MANAGERIAL/COACHING CAREER

2014	Manager, Lake County, Midwest (Indians)
2015-16	Manager, Lynchburg, Carolina (Indians)
2017	Manager, Akron, Eastern (Indians)
2018	Major League Coach, Cleveland Indians
2019-	First Base Coach, Toronto Blue Jays

RECORD AS MANAGER

Year	Club & League	W-L	PCT	Finish
2014	Lake County (Midwest)	65-74	.468	3rd (Lost in Championship)
2015	Lynchburg (Carolina)	72-68	.514	1st (Lost in Semi-Finals)
2016	Lynchburg (Carolina)	84-56	.600	1st (Lost in Championship)
2017	Akron (Eastern)	69-71	.493	3rd

CAREER TOTALS 290-269 .519





HOWELL DAVID

85
ASSISTANT
PITCHING
COACH

BIRTHDATE November 11, 1997
OPENING DAY AGE 25
BIRTHPLACE Cokato, MN
RESIDENCE Dunedin, FL

APPOINTED:

- Named Major League Pitching Strategist for the Toronto Blue Jays on March 13, 2022.
- Took on the role of Assistant Pitching Coach - Strategy heading into the 2023 season.

PERSONAL:

- David Thomas Howell.
- Attended Dassel-Cokato High School.
- Graduated from the University of Minnesota with a degree in Management Information Systems in 2018.

COACHING CAREER:

- Served as an Intern at Driveline Baseball in 2019.
- Spent time with Louisiana State University in Shreveport as a Graduate Assistant.
- While in Shreveport, worked with head coach Brent Lavallee (hired by Toronto in 2020, managing High-A Vancouver this season) to incorporate metrics into their baseball training program.
- Served as Toronto's Development Coach at the alternate training site in Rochester, NY, for the 2020 campaign.
- Spent the 2021 season as Complex Pitching Coach.
- Served as Major League Pitching Strategist in 2022, his 1st year with the big-league club.
- Took on Assistant Pitching Coach - Strategy for the 2023 season...Is responsible for conducting research and analysis to help further the club's understanding of pitcher success.

COACHING CAREER:

2020	Development Coach, Toronto Blue Jays
2021	Complex Pitching Coach, Toronto Blue Jays
2022	Major League Pitching Strategist, Toronto Blue Jays
2023-	Assistant Pitching Coach - Strategy, Toronto Blue Jays

1991 ALL-STAR GAME

The 1991 All-Star Game was played at SkyDome (now Rogers Centre) in Toronto on Tuesday, July 9, 1991. It was the first time that the game had been held in Toronto and just the second time that it had been held outside of the United States (Montreal in 1982). Three Blue Jays players were selected to participate in the 63rd All-Star Game: second baseman Roberto Alomar, outfielder Joe Carter and pitcher Jimmy Key. As well, Manager Cito Gaston was a coach and Tommy Craig was named AL trainer. 52,382 fans came to SkyDome to watch the action unfold in person and millions more watched and listened to the Midseason Classic on television and radio. 56 players from both the National and American Leagues came to Toronto to participate. Of those 56 players, 49 saw action as the American League defeated the National League by a 4-2 count. Toronto pitcher Jimmy Key was credited with the win in his second career All-Star Game appearance. Joe Carter was 1-for-1 with a run scored and Roberto Alomar went 0-for-4. It was the fourth consecutive win for the American League dating back to 1988.





HUDGENS

DAVE

19

HITTING
STRATEGIST

BIRTHDATE December 5, 1956
 OPENING DAY AGE 66
 BIRTHPLACE Oroville, CA
 RESIDENCE Dunedin, FL

APPOINTED:

- Named Bench Coach for the Toronto Blue Jays on November 7, 2018.
- Took on the role of Major League Hitting Strategist going into the 2022 season.

PERSONAL:

- David Mark Hudgens.
- Attended Arizona State University from 1975-1978...Appeared twice in the College World Series while posting a .313 batting average across four seasons.

PROFESSIONAL CAREER:

- Selected by the New York Mets in the 1st round of the January Draft in 1975, and was also selected in the 18th round by the Milwaukee Brewers in the 1977 June Amateur Draft.
- Spent six seasons playing in Oakland and Cleveland's systems, which included a six-game Major League stint with the Athletics in 1983.

MANAGERIAL & COACHING CAREER:

- Began his coaching career in 1985 when he managed Rookie-level Pocatello in the Pioneer League.
- Managed within Oakland's system until 1988 before joining Houston as a Roving Hitting Instructor from 1989 to 1995.
- Returned to Oakland for the next 10 seasons, where in addition to coaching, he held the role of Assistant Director, Player Development from 1996-1998 and 2000-2002.
- Served as Hitting Coach for the Oakland Athletics in years 1999 and 2003-2005.
- Then joined the Cleveland Indians as their Field Coordinator from 2006-2010.
- Managed in the Venezuelan Winter League from 2009-2014, taking Caracas to the playoffs five times and winning the 2009-2010 VWL Championship.
- Served as Hitting Coach for the New York Mets from 2011-2014.
- Spent 2015-2018 with the Houston Astros as the team's Hitting Coach...Won a World Series Championship in 2017.
- Joined the Blue Jays as Bench Coach for the 2019 campaign.
- Named Major League Hitting Strategist for 2022, focused on an overarching offensive approach for each individual player as it relates to skills and competition.

PLAYING CAREER:

Year	Club & League	AVG	G	AB	R	H	2B	3B	HR	RBI	BB	SO	SB
Minor Totals		.264	672	2200	320	581	122	18	92	354	259	470	41
MAJOR TOTALS		.143	6	7	0	1	0	0	0	0	0	3	0

MANAGERIAL/COACHING CAREER

1985	Manager, Pocatello, Pioneer League (Athletics)
1986-87	Manager, Medford, Northwest League (Athletics)
1988	Manager, Arizona, Arizona League (Athletics)
1989-95	Roving Hitting Instructor, Houston Astros
1996-98	Assistant Director of Player Development, Oakland Athletics
1999	Hitting Coach, Oakland Athletics
2000-02	Assistant Director of Player Development, Oakland Athletics
2003-05	Hitting Coach, Oakland Athletics
2006-10	Field Coordinator, Cleveland Indians
2011-14	Hitting Coach, New York Mets
2015-18	Hitting Coach, Houston Astros
2019-21	Bench Coach, Toronto Blue Jays
2022-	Major League Hitting Strategist, Toronto Blue Jays

RECORD AS MANAGER

Year	Club & League	W-L	PCT.	FINISH
1985	Pocatello (Pioneer)	24-45	.348	3rd
1986	Medford (Northwest)	43-31	.581	2nd
1987	Medford (Northwest)	31-45	.408	3rd
1988	Arizona (Arizona)	34-24	.586	1st
CAREER TOTALS		132-145	.477	





KIM GIL

22
FIELD
COORDINATOR

BIRTHDATE December 20, 1981
OPENING DAY AGE 41
BIRTHPLACE Philadelphia, PA
RESIDENCE Tampa, FL

APPOINTED:

- Named Director, Player Development for the Toronto Blue Jays on January 23, 2016.
- Added to the team's Major League coaching staff on February 6, 2020.
- Took on the role of Field Coordinator going into the 2022 season.

PERSONAL:

- Gil Kim.
- Grew up in Pottsville, PA, and attended Pottsville Area High School before eventually graduating from Lawrenceville (NJ) High School.
- Played at Middlebury College (Middlebury, VT) in 2002, and Vanderbilt University (Nashville, TN) from 2003-2005.
- Currently resides in Tampa, FL, with his wife, Melissa.

PROFESSIONAL CAREER:

- Had a three-year playing career as an infielder.
- Played for the Omron Pioneers of the Dutch Minor Leagues, the Beijing Tigers of the China Baseball League, FC Barcelona of the Spanish Baseball League, the Tiburones de la Guaira of the Venezuelan Parallel League, and played club baseball in the Greater Brisbane Baseball League in Australia.

FRONT OFFICE & COACHING CAREER:

- Spent seven years (2009-2015) in the Texas Rangers organization, the last two years as the club's Director, International Scouting.
- Served in several other scouting roles, including Coordinator and Assistant Director, within the Rangers organization...His focus was mainly in Mexico and the Dominican Republic.
- Joined the Blue Jays in 2016 as Director, Player Development.
- Was added to the Major League coaching staff in 2020.
- Transitioned to Field Coordinator for the 2022 campaign, responsible for coordinating daily schedules, practice designs, individual development plans, and player communication.

FRONT OFFICE/COACHING CAREER:

2009-11	Mexico Scout, Texas Rangers
2012	Coordinator, International Scouting, Texas Rangers
2013	Assistant Director, International Scouting, Texas Rangers
2014-15	Director, International Scouting, Texas Rangers
2016-21	Director, Player Development, Toronto Blue Jays
2022-	Field Coordinator, Toronto Blue Jays





MARTINEZ

GUILLERMO

18
HITTING
COACH

BIRTHDATE October 5, 1984
 OPENING DAY AGE 38
 BIRTHPLACE Managua, Nicaragua
 RESIDENCE Knoxville, TN

APPOINTED:

- Named Hitting Coach for the Toronto Blue Jays on November 27, 2018.

PERSONAL:

- Guillermo Enrique Martinez.
- Attended Coral Park High School in Miami, FL.
- Played shortstop for the University of South Alabama and batted .306 in his junior year (2006).
- Founded Pro Hitting Baseball, a baseball academy in Knoxville, TN.

PROFESSIONAL CAREER:

- Was originally selected by the Chicago White Sox in the 17th round of the 2003 draft from Coral Park High School (Miami, FL) but did not sign.
- Attended the University of South Alabama.
- Was then selected by the Florida Marlins in the 15th round of the 2006 First-Year Player Draft.
- Played three seasons in the Florida Marlins system (2006-2008).
- Took part in three more campaigns of independent ball (2009-2011).

COACHING CAREER:

- Served as Minor League hitting and infield coach for the Blue Jays in 2012 and 2013.
- Was the hitting coach for Advanced-A Myrtle Beach in the Chicago Cubs organization for four years (2014-2017).
- Spent the 2018 season as Toronto's Hitting Coordinator.
- At 34 years old, became the youngest active Hitting Coach in the Majors when he was appointed to the position by the Blue Jays on Nov. 27, 2018 (later eclipsed by LAD's Robert Van Scoyoc - 32).
- Coached his batters to a franchise-record and MLB-high 262 home runs in 2021, while also leading the Majors in slugging (.466) and OPS (.797)...The club not only led the Majors in home runs but also struck out the fewest times (1, 218), joining Cleveland in 1995 as the only teams to accomplish the feat since tracking began in 1913.
- Coached the offense to an MLB-best .264 batting average and led the AL in on-base percentage (.329), slugging percentage (.431), and OPS (.760)...Marked the 1st time in team history to lead the AL in AVG, OBP, SLG, and OPS.

PLAYING CAREER:

Year	Club & League	AVG	G	AB	R	H	2B	3B	HR	RBI	BB	SO	SB
Minor Totals		.214	147	402	32	86	11	0	1	34	32	95	4

MANAGERIAL/COACHING CAREER

2012-13	Hitting and Infield Coach, Minor League (Blue Jays)
2014-17	Hitting Coach, Myrtle Beach, Carolina League (Cubs)
2018	Hitting Coordinator, Minor League (Blue Jays)
2019-	Hitting Coach, Toronto Blue Jays





MATTINGLY DON

23
BENCH
COACH

BIRTHDATE April 20, 1961
OPENING DAY AGE 61
BIRTHPLACE Evansville, IN
RESIDENCE Evansville, IN

APPOINTED:

- Named Bench Coach for the Toronto Blue Jays on November 30, 2022.

PERSONAL:

- Donald Arthur Mattingly.
- Married his wife, Lori, in December 2010 in Indiana...Has four sons: Taylor, Preston, Jordan and Louis Riley, who was born Nov. 29, 2014, as well as two stepsons, Isaac and Reynolds...Taylor was selected by Yankees in the 42nd round of the 2003 draft...Preston was selected by the Dodgers as a sandwich pick (31st overall) in 2006 and finished his college basketball career at Lamar University in Beaumont, Texas in 2016.
- Born and raised in Evansville, Indiana, where a street was re-named in his honour in November of 2013 as "Don Mattingly Way".
- Was one of the nation's top prospects as a high school player at Reitz Memorial High School and was drafted by the New York Yankees in the 19th round of 1979 draft.
- Created and runs Mattingly Charities, which is designed to serve underprivileged youth by supporting programs and donating equipment that promote baseball and softball participation in conjunction with other developmentally related activities... Has donated equipment to several charitable organizations from his company, Mattingly Sports...In January 2013, hosted "A Night of Entertainment with Don Mattingly," featuring George Lopez... The event raised more than \$70,000 for Mattingly Charities.
- Honoured with the Tommy Lasorda Award at the Professional Baseball Scouts Foundation's 10th annual "In the Spirit of the Game" dinner at the Hyatt Regency Century Plaza in 2013.
- Played part of Mother Ginger in a local Evansville ballet company's production of the Nutcracker in 2012 and 2013.
- Appeared in a baseball-themed episode of The Simpsons, entitled "Homer at the Bat," which originally aired in February 1992...The episode was recognized by the National Baseball Hall of Fame to pay tribute to the show's 25th anniversary on May 27, 2017 as part of Hall of Fame Classic Weekend.
- His brother, Randy Mattingly, was drafted by the Cleveland Browns in 1973 but was cut at the end of camp...Then went on to play in the CFL for three years, suiting up for the Saskatchewan Roughriders and the Hamilton Tiger-Cats.

PROFESSIONAL CAREER:

- Played his entire 14-year Major League career from 1982-1995 with the New York Yankees.
- Amassed 2,153 hits, 222 home runs, 1,099 RBI and a .307 lifetime average in 1,785 games.
- Was a six-time American League All-Star and was voted starting first baseman on the AL squad for the 1987 Midsummer Classic in Oakland.
- Was a nine-time Rawlings Gold Glove Award winner at first base, including five consecutive awards (1985-1989) and four in a row from 1991-1994.
- Won the 1984 batting title with a .343 average
- Named American League Most Valuable Player in 1985 after batting .324 with a Major League-leading 48 doubles, a career-high 35 homers and career-best 145 RBI.
- Led the AL in 1986 with 238 hits and 53 doubles...Finished 2nd in MVP voting that season.
- In 1987, tied Dale Long's (1956) Major League record by hitting at least one home run in eight consecutive games (record later tied by Ken Griffey Jr. in 1993).
- Also set a Major League record in that 1987 season by hitting six grand slams, a record matched by Travis Hafner in 2006... His grand slams in 1987 were the only six of his career.
- His No. 23 was retired by Yankees on Aug. 31, 1997...Also had a plaque dedicated to him in Monument Park at Yankee Stadium that reads in part: "A humble man of grace and dignity, a captain who led by example, proud of the Pinstripe tradition and dedicated to the pursuit of excellence".



COACHING & MANAGERIAL CAREER:

- Prior to managing, served as a coach under Joe Torre from 2004-2010...Was Yankees Hitting Coach from 2004-2006, Yankees Bench Coach in 2007, and took over as the Dodgers' Hitting Coach at All-Star Break in 2008 until being named Manager...Also spent seven seasons as a special instructor during Yankees' Spring Training in Tampa from 1997-2003, and managed the Phoenix Desert Dogs in the 2010 Arizona Fall League.
- On Sept. 17, 2010, it was announced that Mattingly would replace Joe Torre at the end of the season and become the 29th Manager in Dodger franchise history (9th in Los Angeles).
- As Manager of the Los Angeles Dodgers from 2011-2015, owned winning records in each of his five seasons, including three consecutive division titles from 2013-2015, the first time in club history that the Dodgers reached the postseason in three straight seasons...Mattingly's .551 winning percentage ranked 6th in Dodgers history among managers with at least 250 games at the helm.
- Won his Major League managerial debut with a 2-1 victory over Giants on March 31, 2011.
- Finished 2nd in NL Manager of the Year voting in 2013 after guiding Dodgers from 12 games under .500 and 9.5 games out of first place in June to a division title by 11.0 games over Arizona...From June 22-Aug. 17, guided Dodgers on an historic 42-8 (.840) stretch, the franchise's best 50-game run in the Modern Era (since 1900)...According to the Elias Sports Bureau, the Dodgers' 42 wins were tied for 2nd-most by a Major League team in a 50-game span since 1900: the 1912 Giants, the 1941 Yankees, and the 1942 Cardinals also posted 42-8 records during 50-game runs, while the Cubs went 45-5 during a 50-game stretch in 1906.
- The 2014 Dodgers remained over the .500 mark all year and finished the season without a losing streak longer than three games, joining the 1988 (161 games) and 1924 clubs (154 games) as the only teams in franchise history to go the entire season without a four-game slide.
- In 2016, his 1st season with Marlins, led team to 3rd-place finish in the NL East with 79-82 record...Marked an eight-win improvement over 2015 club that went 71-91, and 79 wins were most by any Marlins team since 2010 (80).
- After the 2017 campaign, began with a 21-30 record through May, ranking 27th in the Majors and 12th in the National League, then guided the club to a 45-37 record from June 1-August 31, finishing with 8th-best record in the NL.
- Following the 2018 season, was Manager of MLB Team during seven-game Japan All-Star Series with Nippon Professional Baseball...Marked the 37th time since 1908 that Major Leaguers have toured Japan for exhibition games.
- In 2019, became the longest-tenured Manager in Club history.
- Named BBWAA Manager of the Year in 2020 after leading the Marlins to a 31-29 record and the playoffs for the first time since 2003...Handled a roster that made team 174 roster moves throughout the season and finished 57-105 the season before...Passed Jack McKeon with a club record of 282 wins as a manager on Aug. 6 with a victory over Baltimore...Started the season tied with Fredi Gonzalez at 276 and quickly passed him with an Opening Day victory in Philadelphia.
- Led the Marlins to a 67-95 finish in 2021 and a 69-93 record in 2022...Advanced his club records for wins as a Manager to 443 and games managed to 1,030.

PLAYING CAREER:

Year	Club & League	AVG	G	AB	R	H	2B	3B	HR	RBI	BB	SO	SB
Minor Totals		.332	500	1842	288	612	112	16	37	346	232	132	17
MAJORS TOTALS		.307	1785	7003	1007	2153	442	20	222	1099	588	444	14

MANAGERIAL/COACHING CAREER

2004-06	Hitting Coach, New York (AL)
2007	Bench Coach, New York (AL)
2008-10	Hitting Coach, Los Angeles (NL)
2011-15	Manager, Los Angeles (NL)
2016-22	Manager, Miami
2023-	Bench Coach, Toronto

RECORD AS MANAGER

Year	Club & League	W-L	PCT	Finish
2011	Los Angeles (NL)	82-79	.509	3rd
2012	Los Angeles (NL)	86-76	.531	2nd
2013	Los Angeles (NL)	92-70	.568	1st
2014	Los Angeles (NL)	94-68	.580	1st
2015	Los Angeles (NL)	92-70	.568	1st
2016	Miami (NL)	79-82	.491	3rd
2017	Miami (NL)	77-85	.475	2nd
2018	Miami (NL)	63-98	.391	5th
2019	Miami (NL)	57-105	.352	5th
2020	Miami (NL)	31-29	.517	2nd
2021	Miami (NL)	67-95	.414	4th
2022	Miami (NL)	69-93	.426	4th
CAREER TOTALS		889-950	.483	





MENSE HUNTER

59
ASSISTANT
HITTING
COACH

BIRTHDATE August 30, 1984
OPENING DAY AGE 38
BIRTHPLACE Liberty, MO
RESIDENCE Randolph, NJ

APPOINTED:

- Named Assistant Hitting Coach for the Toronto Blue Jays on March 13, 2022.

PERSONAL:

- David Hunter Mense.
- Achieved his Master's in Sports Psychology from the University of Missouri in 2016.
- Currently resides in Randolph, NJ, with his wife, Nici, and son, Mason.

PROFESSIONAL CAREER:

- Played outfield at the University of Missouri.
- Selected by the Florida Marlins in the 17th round of the 2006 First-Year Player Draft.
- Played Minor League ball from 2006-2010, all within the Marlins' system, reaching Triple-A in his final season...Named a Mid-Season All-Star while with the Jamestown Jammers in 2006.
- Joined indy ball to play for Kansas City in 2010 (Northern League) and 2012 (American Association).
- Following his playing career, returned to the University of Missouri to finish his degree and begin his coaching career.

COACHING CAREER:

- Spent six seasons as Assistant Coach at the University of Missouri.
- Joined the San Diego Padres in 2017 as the Hitting Coach for Class-A (short) Tri-City
- Took on the role of Hitting Coach for Double-A New Hampshire for the 2018 season.
- Served as Minor League Hitting Coordinator for the Toronto Blue Jays for the 2019-2022 seasons.
- Joined the Major League squad as Assistant Hitting Coach with a focus on swing mechanics and drill design for the 2022 campaign.

PLAYING CAREER:

Year	Club & League	AVG	G	AB	R	H	2B	3B	HR	RBI	BB	SO	SB
Minor Totals		.254	349	1223	143	311	61	7	19	124	98	229	13

MANAGERIAL/COACHING CAREER

2017	Hitting Coach, Tri-City, Northwest League (Padres)
2018	Hitting Coach, New Hampshire, Eastern League (Blue Jays)
2019-22	Minor League Hitting Coordinator, Toronto Blue Jays
2022-	Assistant Hitting Coach, Toronto Blue Jays





RIVERA LUIS

20
THIRD BASE
COACH

BIRTHDATE January 3, 1964
OPENING DAY AGE 59
BIRTHPLACE Cidra, Puerto Rico
RESIDENCE Caguas, Puerto Rico

APPOINTED:

- Named Coaching Assistant for the Toronto Blue Jays on November 10, 2010.
- Named Third Base Coach for the Toronto Blue Jays on November 26, 2012.

PERSONAL:

- Luis Antonio Rivera.
- Played Little League in Guaynabo, Puerto Rico.
- Graduated from Luis Munoz Iglesias in Puerto Rico in 1981.
- Signed by the Montreal Expos on Sept. 22, 1981.
- Had a baseball field in Puerto Rico named in his honour in 2014.

PROFESSIONAL CAREER:

- Played professionally for 18 seasons, from 1981-1998.
- Played parts of 11 seasons in the Major Leagues, from 1986-1998 with Montreal, Boston, New York (NL), Houston and Kansas City.
- Recorded his finest big-league season in 1992 with the Red Sox when he hit .258 (107-for-414) with 22 doubles, three triples, eight home runs and 40 RBI across 129 games.
- Compiled a Major League career average of .233 with 28 home runs and 209 RBI in 781 games.

COACHING & MANAGERIAL CAREER:

- Spent six seasons from 2000-2005 coaching and managing in the Cleveland Indians Player Development system...Managed the Class-A Kinston Indians to a record of 76-64 (.543) in 2005, guiding the club to the finals of the Carolina League Championship Series...Managed the Class-A Lake County Captains in 2003-2004, winning South Atlantic League Manager of the Year honours in 2003, after the Captains compiled a Minor League-best record of 97-43 (.693)...In his three seasons as Manager at Kinston and Lake County, his teams compiled a record of 246-173 (.587) and went to the playoffs twice... Was also a coach at Kinston for three seasons from 2000-2002.
- Spent four seasons as Cleveland's Infield and First Base Coach (2006-2009).
- In his first season with the Blue Jays (2010), managed the Double-A New Hampshire Fisher Cats and led them to their first postseason appearance since 2004, finishing 2nd in the Eastern Division...Lost in the first round of the playoffs to Trenton, 3-0.
- Made his debut as a Blue Jays coach in 2011 when he was named as a Coaching Assistant, and spent two seasons in that capacity.
- Returning for an 11th season as Third Base Coach and his 13th consecutive as a coach at the Major League level.

PLAYING CAREER:

Year	Club & League	AVG	G	AB	R	H	2B	3B	HR	RBI	BB	SO	SB
Minor Totals		.245	1070	3765	499	924	185	26	57	420	336	617	105
MAJOR TOTALS		.233	781	2215	249	516	114	12	28	209	171	443	20

MANAGERIAL/COACHING CAREER

2000-02	Coach, Kinston, Carolina League (Indians)
2003-04	Manager, Lake County, South Atlantic League (Indians)
2005	Manager, Kinston, Carolina League (Indians)
2006-09	Infield and First Base Coach, Cleveland Indians
2010	Manager, New Hampshire, Eastern League (Blue Jays)
2011-12	Coaching Assistant, Toronto Blue Jays
2013-	Third Base Coach, Toronto Blue Jays

RECORD AS MANAGER

Year	Club & League	W-L	PCT.	Position
2003	Lake County (SAL)	97-43	.693	1st (Lost in Championship)
2004	Lake County (SAL)	73-66	.525	3rd
2005	Kinston (Car)	76-64	.543	2nd (Lost in Championship)
2010	New Hampshire (East)	79-62	.560	2nd (Lost in Semi-Finals)
CAREER TOTALS		325-235	.580	





WALKER PETE

41
PITCHING
COACH

BIRTHDATE April 8, 1969
OPENING DAY AGE 53
BIRTHPLACE Beverly, MA
RESIDENCE Quaker Hill, CT

APPOINTED:

- Named Bulpen Coach for the Toronto Blue Jays on November 7, 2011.
- Named Pitching Coach for the Toronto Blue Jays on November 26, 2012.

PERSONAL:

- Peter Brian Walker.
- Earned letters in baseball and basketball at East Lyme (CT) High School...Graduated in 1987.
- Went to the University of Connecticut from 1988-1990 and helped the Huskies capture the Big East Championship in 1990.

PROFESSIONAL CAREER:

- Selected in the 7th round by the New York Mets in 1990.
- Played eight seasons in the Major Leagues, the last four with the Toronto Blue Jays.
- Made all 31 of his big-league starts and played 124 of his 144 MLB games as a Blue Jay, posting a career 20-14 record with a 4.48 ERA.
- During his best season (2002), made 20 starts with Toronto while going 10-5 record with a 4.33 ERA.

COACHING CAREER:

- Began his coaching career with the Blue Jays' organization in 2009, working with the clubs' rehabbing pitchers.
- Named Pitching Coach for Double-A New Hampshire in 2011 and led the squad to an Eastern League Championship.
- Made his debut at the Major League level in 2012 as the Blue Jays' Bullpen Coach.
- Named Pitching Coach in 2013 and saw the team ERA improve to 4.00 in 2014 from 4.21 in 2013, including an improvement in starters ERA from 4.81 to 3.96.
- Led Toronto to a league-leading 3.78 team ERA in 2016...In fact, Toronto starters posted the best marks in ERA (3.64), opponents' average (.236), OPS (.688), WHIP (1.22), H/9 (8.03), HR/9 (1.08) and quality starts (100)...The 100 quality starts were a franchise high (previous: 93 in 1998) and the sub-4.00 starters ERA was the only one in the AL.
- Coached a then club-record 14 different starters in 2017 to a 4.57 ERA...Had 14 different starters again in 2018...Then used 21 different starters in 2019, the 2nd most in MLB history at the time (1915 Philadelphia Athletics - 24), and needed a team-record 39 pitchers to navigate the season.
- Got his club to a collective 4.60 ERA in 2020, its best since 2017 (4.42), without pitching a single game in Toronto.
- Kept Toronto's staff at a 3.91 ERA in 2021, 5th best in the AL...The 3.79 starters' ERA ranked 3rd in the AL and was 6th best in team history...The starting rotation's 3.57 ERA after the All-Star Break was the best in the AL (3rd in MLB).
- Coached his starters in 2022 to finish 3rd in the AL in BB/9 (2.29), 4th in HR/9 (1.10), and 6th in SO/9 (8.50) while finishing 4th with 73 quality starts, their most since a club-record 100 quality starts in 2016.
- Returns for an 11th season as Pitching Coach.

PLAYING CAREER:

Year	Club & League	W-L	ERA	G	GS	CG	Sho	SV	IP	H	R	ER	BB	SO
Minor Totals		67-65	3.77	399	115	6	0	44	1004.0	982	500	421	385	745
TORONTO TOTALS		19-14	4.32	124	31	0	0	4	308.2	320	160	148	121	179
MAJOR TOTALS		20-14	4.48	144	31	0	0	4	339.1	362	181	169	133	191

MANAGERIAL/COACHING CAREER

2009-10	Rehab Pitching Coach (Blue Jays)
2011	Pitching Coach, New Hampshire, Eastern League (Blue Jays)
2012	Bullpen Coach, Toronto Blue Jays
2013-	Pitching Coach, Toronto Blue Jays





WARE JEFF

21
ASSISTANT
PITCHING
COACH

BIRTHDATE November 11, 1970
OPENING DAY AGE 52
BIRTHPLACE Norfolk, VA
RESIDENCE Palm Harbor, FL

APPOINTED:

- Named Assistant Pitching Coach - Bullpen for the Toronto Blue Jays on January 31, 2023.

PERSONAL:

- Jeffrey Allan Ware.
- Graduated from First Colonial High School in Virginia Beach, VA.
- Attended Old Dominion University where he went 11-4 with a 3.67 ERA (52 ERA/103.0 IP) in his junior season.

PROFESSIONAL CAREER:

- Selected in the 1st round (35th overall) of the 1991 First-Year Player Draft by the Toronto Blue Jays.
- Played in Toronto's system until 1996, making his way to the Majors for 18 games between the 1995 and 1996 seasons.
- Pitched in Triple-A for Milwaukee in 1997 and then played indy ball for five seasons.

COACHING CAREER:

- Began his coaching career as Pitching Coach for the North Shore Spirit in the Can-Am League.
- Spent seven seasons in the Yankees organization, including three as Pitching Coach for the Tampa Yankees (2011-2013)... Landed at Staten Island (2007) and Charleston (2008-2010) as well.
- Joined the Blue Jays organization in 2014 as Pitching Coach for Class-A (short) Vancouver.
- Spent the 2015 and 2016 seasons coaching with Class-A Lansing.
- Served as the organization's Pitching Coordinator from 2017-2019.
- Returned to a Pitching Coach role with Triple-A Buffalo from 2020-2022...Also took on Interim Manager of the Bisons midway through the 2022 season.
- Joined the Major League coaching staff as Assistant Pitching Coach - Bullpen for the 2023 campaign.

PLAYING CAREER:

Year	Club & League	W-L	ERA	G	GS	CG	ShO	SV	IP	H	R	ER	BB	SO
Minor Totals		20-25	4.94	76	72	2	2	0	372.0	386	239	204	204	284
MAJOR TOTALS		3-6	7.47	18	9	0	0	0	59.0	63	49	8	52	29

MANAGERIAL/COACHING CAREER

2007	Pitching Coach, Staten Island, New York-Penn (Yankees)
2008-10	Pitching Coach, Charleston, South Atlantic (Yankees)
2011-13	Pitching Coach, Tampa, Florida State (Yankees)
2014	Pitching Coach, Vancouver, Northwest (Blue Jays)
2015-16	Pitching Coach, Lansing, Midwest (Blue Jays)
2017-19	Pitching Coordinator, Toronto Blue Jays
2020-22	Pitching Coach, Buffalo, International (Blue Jays)
2022	Interim Manager, Buffalo, International (Blue Jays)
2023-	Assistant Pitching Coach - Bullpen, Toronto Blue Jays





YUDELMAN ADAM

86
MAJOR LEAGUE COACH

BIRTHDATE October 4, 1993
OPENING DAY AGE 29
BIRTHPLACE Fort Myers, FL
RESIDENCE Toronto, ON

APPOINTED:

- Named Major League Coach for the Toronto Blue Jays on March 13, 2022.

PERSONAL:

- Adam Yudelman.
- Attended Canterbury School in his hometown of Fort Myers, FL.
- Went to Wake Forest University where he earned a Bachelor of Science in Mathematical Economics.

PROFESSIONAL CAREER:

- Worked on the Wake Forest women's basketball team in an analyst role.
- Interned with the Charlotte Hornets for a summer in their business analytics department.
- Joined the club as a Baseball Research Intern in 2016 and became Assistant, Baseball Research in 2017.
- Promoted to Coordinator, Baseball Research for the 2019-2021 seasons.

COACHING CAREER:

- Joined the big-league staff as Major League Coach in 2022.
- Is focused on developing consistency throughout Major League staff game-day routines and acts as the point-person for data-driven evaluation and strategic recommendations.

COACHING CAREER

2022- Major League Coach, Toronto Blue Jays

STIEB'S NO-HITTER

SEPTEMBER 2, 1990 AT CLEVELAND — TORONTO 3, CLEVELAND 0

Dave Stieb chalked up his first no-hitter and the first in franchise history as he blanked the Cleveland Indians on a sunny Sunday afternoon at Cleveland Stadium before a crowd of 23,640.

The game ended as Cleveland's Jerry Browne sent a fly to right field where Junior Felix put the squeeze on it.

Stieb had a season-high nine strikeouts and walked four over his 122-pitch afternoon.

There were no tough plays and only a couple of well hit balls. The closest the Tribe came to a hit was Ken Phelps pulling a liner about three feet foul to open the 8th inning.

The Blue Jays and Stieb got their offensive support from Fred McGriff who hit two solo home runs, and from Manny Lee who doubled home Kenny Williams in the 5th inning.

Stieb had previously gone 8.2 innings, three times, protecting no-hitters. He had back-to-back attempts in September 1988: on September 24 at Cleveland Stadium, Julio Franco had a bad-hop single over second baseman Manny Lee's head. In his next start, September 30 vs. Baltimore at Exhibition Stadium, Jim Traber looped a single over first baseman Fred McGriff's outstretched glove hand. Both no-hit bids were lost on 2-2 pitches. Stieb also had a perfect game for 8.2 innings on August 4, 1989 vs. the Yankees at SkyDome. Roberto Kelly doubled to left to break it up.

TORONTO	0	0	0	1	1	0	0	0	1	—	3	8	0
CLEVELAND	0	0	0	0	0	0	0	0	0	—	0	0	1

P: STIEB C: BORDERS

P: BLACK, OROSCO, OLIN C: SKINNER

W – STIEB (17-5) L – BLACK (10-9)

STIEB PITCHING LINE: 9.0 IP 0 H 0 R 0 ER 4 BB 9 SO







2023 TORONTO BLUE JAYS

BO BICHETTE



NON-ROSTER

BARD LUKE

66

PITCHER

BIRTHDATE November 13, 1990
 OPENING DAY AGE 32
 BIRTHPLACE Charlotte, NC
 RESIDENCE Charlotte, NC
 INSTAGRAM @luke_bard

BATS/THROWS R/R
 HEIGHT/WEIGHT 6-3/200
 CONTRACT STATUS signed thru 2023
 M.L. SERVICE 2.068
 OPTIONS USED 3 of 3

PERSONAL:

- Luke Francis Bard.
- Married his wife, Taylor Hall, on January 11, 2014.
- Selected by the Red Sox in the 16th round of the 2009 draft but did not sign.
- His brother, **Daniel Bard**, pitched in the Majors from 2009-2013 with the Red Sox and returned with the Rockies in 2020, earning NL Comeback Player of the Year honours.
- His father, **Paul Bard**, was a 6th-round pick of the Dodgers in 1980 and played five Minor League seasons in the Dodgers and Orioles systems.
- Played collegiately for two years at Georgia Tech from 2011-2012...Posted a 2.10 ERA over 36 career collegiate games (four starts)...Named by Baseball America as the 11th-best prospect in the Atlantic Coast Conference entering the 2011 season.

LAST SEASON:

- Went 1-1 with a 1.80 ERA (3 ER/15.0 IP) and eight strikeouts in nine combined relief appearances with the Rays and Yankees.
- Tossed at least 2.0 IP in four of his five appearances in the Majors.
- Pitched a career-high-tying 3.0 innings on July 11 vs. BOS with Tampa Bay (3H, 1ER, 1BB, 2K, 0HR).
- Was claimed off waivers by the Yankees from Tampa Bay on Aug. 5 and assigned him to Triple-A Scranton/Wilkes-Barre.
- Made his only appearance with the Yankees on Aug. 28 at OAK, tossing a scoreless eighth inning (1.0IP).
- In 28 combined games (one start) between Triple-A Durham and Triple-A Scranton/Wilkes-Barre, went 1-1 with a 4.29 ERA (17 ER/35.2 IP) and 38 punchouts.

Bold – career high; Red – league high

Year	Club & League	W-L	ERA	G	GS	CG	SHO	SV	IP	H	R	ER	HR	HB	BB	IBB	SO	WP	BK	AVG
2012	Twins (GULF)	0-0	6.75	3	1	0	0	0	4.0	3	3	3	0	1	5	0	3	0	0	.231
	Elizabethton (APPY)	0-0	0.00	4	0	0	0	1	3.0	2	0	0	0	0	2	0	4	0	0	.200
2013	Twins (GULF)	0-0	12.00	4	0	0	0	0	3.0	5	5	4	0	0	3	0	1	0	0	.333
	Elizabethton (APPY)	1-0	1.08	7	0	0	0	0	8.1	2	1	1	0	1	6	0	6	1	0	.091
	Fort Myers (FL)	0-0	0.00	1	0	0	0	0	1.0	0	0	0	0	0	0	0	2	0	0	.000
2014									Did Not Play Due To Injury											
2015	Cedar Rapids (MIDW)	7-1	2.41	28	0	0	0	0	52.1	45	15	14	1	5	15	0	47	4	0	.234
2016	Fort Myers (FL)	3-1	3.40	35	0	0	0	2	50.1	47	21	19	0	2	20	0	45	4	0	.246
	Chattanooga (SOUL)	0-0	4.91	9	0	0	0	0	14.2	16	8	8	1	1	8	0	12	1	1	.281
2017	Chattanooga (SOUL)	4-3	2.58	33	0	0	0	5	52.1	50	16	15	4	5	20	3	78	3	0	.250
	Rochester (IL)	0-0	3.46	8	0	0	0	0	13.0	13	5	5	1	1	4	0	21	0	0	.255
2018	LOS ANGELES (AL)	0-0	5.40	8	0	0	0	0	11.2	10	7	7	4	3	5	1	13	1	0	.222
	Rochester (IL)	3-3	4.66	32	0	0	0	1	48.1	54	29	25	6	1	18	1	52	7	1	.286
2019	LOS ANGELES (AL)	3-3	4.78	32	3	0	0	0	49.0	41	27	26	8	5	13	1	40	5	1	.228
	Salt Lake (PCL)	2-4	7.11	16	1	0	0	1	19.0	28	20	15	4	1	10	0	26	2	0	.337
2020	LOS ANGELES (AL)	0-0	6.75	6	0	0	0	0	5.1	7	4	4	2	0	0	0	7	0	1	.304
2021									Did Not Play Due To Injury											
2022	TAMPA BAY (AL)	1-1	1.93	8	0	0	0	0	14.0	7	3	3	0	2	7	0	8	0	1	.152
	NEW YORK (AL)	0-0	0.00	1	0	0	0	0	1.0	0	0	0	0	0	0	0	0	0	0	.000
	Durham (IL)	0-0	4.88	19	1	0	0	0	24.0	18	13	13	7	1	5	0	27	1	1	.205
	Scranton/Wilkes-Barre (IL)	1-1	3.09	9	0	0	0	2	11.2	12	8	4	2	2	5	1	11	2	1	.261
Minor Totals		21-13	3.72	208	3	0	0	12	305.0	295	144	126	26	21	121	5	335	25	4	.254
MAJOR TOTALS		4-4	4.44	55	3	0	0	0	81.0	65	41	40	14	10	25	2	68	6	3	.219

TRANSACTIONS

- Selected by the Minnesota Twins in the 1st round (42nd overall) of the 2012 First-Year Player Draft
- Selected by the Los Angeles Angels in the 1st round (12th overall) of the 2017 Rule 5 Draft
- Returned to the Minnesota Twins on April 27, 2018
- Signed by the Los Angeles Angels on February 16, 2019
- On injured list (right triceps contusion) from August 5-16, 2019
- On injured list (right hip pain) from March 29-October 21, 2021
- Signed by the Tampa Bay Rays on March 24, 2022
- Claimed off waivers by the New York Yankees on August 5, 2022
- Signed by the Toronto Blue Jays on February 11, 2023



GAME HIGHS

ML Debut	March 31, 2018 at OAK	ER Allowed	6 – April 17, 2018 vs. BOS
Innings Pitched:		HR Allowed	4 – April 17, 2018 vs. BOS
Starter	1.0 – 3x, last: Sept. 5, 2019 at OAK	Low Hit CG	None
Reliever	3.0 – 2x, last: July 11, 2022 vs. BOS	Last Win	July 11, 2022 vs. BOS
Walks:		Last Save	None
Starter	None	Last CG	None
Reliever	3 – July 25, 2022 at BAL	Last ShO	None
Strikeouts:		Last Start	Sept. 5, 2019 at OAK
Starter	2 – May 1, 2019 vs. TOR	Last Relief App.	Aug. 28, 2022 at OAK
Reliever	5 – Sept. 18, 2019 at NYY	Longest Win Streak	2G – Sept. 18-21, 2019
Hits Allowed	6 – April 17, 2018 vs. BOS	Longest Losing Streak	1G – 4x, last: July 16, 2022 vs. BAL
		Scoreless Innings Streak	10.0 – April 22-May 15, 2019

MILESTONES

Category	Date	Opponent	Notes
Start	1 May 1, 2019	Toronto	ND - 1.0 IP, 0H, 0ER, 0HR, 0BB, 2K
Win	1 May 11, 2019	at Baltimore	as a reliever - 1.2 IP, 3H, 0ER, 0BB, 1K

PROFESSIONAL CAREER:

MINORS:

- In 2012, spent his first professional season split between the GCL Twins and Elizabethton, posting a 3.86 ERA (3 ER/7.0 IP) over seven games (one start).
- Split the 2013 season between both of the Twins' rookie-level squads, as well as appearing in one game for their High-A team in Fort Myers.
- Underwent arthroscopic surgery on his right labrum following the 2013 campaign and missed the entire 2014 season.
- Made his season debut in 2015 on May 22, returning from right shoulder surgery...Spent the entire season with Class-A Cedar Rapids and made 28 appearances...Ranked seventh among Midwest League relievers (min. 50 IP) with a 2.41 ERA (14 ER/52.1 IP).
- Tied for third among Twins farmhands with 44 appearances, a career-high mark...Went 3-1 with a 3.74 ERA (27 ER/65.0 IP) between Fort Myers and Double-A Chattanooga.
- Split the 2017 campaign between Chattanooga and Triple-A Rochester, going 4-3 with a 2.76 ERA (20 ER/65.1 IP) in 41 games...During a 25-game stretch from Apr. 27-July 29, went 3-1 with four saves and a 1.33 ERA (6 ER/40.2 IP) with 60 strikeouts and 12 walks...His ERA ranked third in Southern League in that span (min. 35 IP).

2018:

- Made his major league debut with the Angels after being selected from the Twins in the Rule 5 Draft...Made eight appearances before being designated for assignment and returned to the Twins organization.
- On March 31 at OAK, pitched a scoreless 9th inning with a pair of strikeouts (**Matt Joyce, Jed Lowrie**) in his major league debut.

2019:

- Signed with the Angels prior to spring training and made 32 apps (three starts) over nine stints, including his second consecutive Opening Day roster.
- On May 11 at BAL, pitched 1.2 scoreless innings for his first career win.
- Had a career-best scoreless streak of 10.0 IP from April 26–May 15.
- Retired 23 consecutive batters from Sep 13-26, a streak ending with a walk to his first batter faced in his final app of the season.

2020:

- Made six appearances over three stints with the Angels but spent most of the summer at the alternate training site at Long Beach State University.
- Did not walk a batter and only once reached three balls in a count (Sept. 27 vs. LAD - **Chris Taylor**, who ultimately struck out).
- Stranded all four inherited runners.
- Ranked third among American League pitchers (min. 20 BF) with an average spin rate of 2769.7 RPM.

2021:

- Experienced right hip discomfort in spring training and opened the season on the 60-day IL...Underwent season-ending surgery on May 20.

Statcast Data

	2022	Career
Strikeout %:	13.6	20.5
Walk %:	11.9	6.9
Hard Hit %:	33.3	35.1
Fastest Pitch:	97.3 MPH	Aug. 8, 2019 at TEX





BARGER ADDISON

44
INFIELDER

BIRTHDATE November 12, 1999
 OPENING DAY AGE 23
 BIRTHPLACE Bellevue, WA
 RESIDENCE Tampa, FL
 INSTAGRAM @addisonbarger

BATS/THROWS L/R
 HEIGHT/WEIGHT 6-0/210
 CONTRACT STATUS signed thru 2023
 M.L. SERVICE 0.000
 OPTIONS USED 0 of 3

PERSONAL:

- Addison Barger.
- Born in Bellevue, WA, before moving to Florida with his family at the age of six...Was a huge fan of **Ichiro Suzuki** growing up.
- Naturally a right-handed hitter, but took up switch-hitting when he was 10 to be more like the left-handed hitting Suzuki...Dropped the right-handed hitting when he was 16.
- Named to the 2018 Florida Region All High School Senior 1st Team alongside former Blue Jays prospect **Gunnar Hoglund**.
- Committed to the University of Florida before being selected by the Blue Jays in the 6th round of the 2018 draft.
- Listed by Baseball America as Toronto's 5th-ranked prospect entering the 2023 season.

LAST SEASON:

- Split the year between High-A Vancouver, Double-A New Hampshire, and Triple-A Buffalo...Combined to hit .308 (144-for-467) with 33 doubles, two triples, 26 home runs, and 91 RBI (.555 SLG, .933 OPS).
- Named the NWL Player of the Week (May 30-June 5) with Vancouver, going 8-for-21 (.381) with two doubles, two homers, and six RBI for a 1.220 OPS...Recorded a hit in all six games.
- Added to the 40-man roster after the season to protect him from the Rule 5 Draft.

Bold – career high; Red – league high

Year	Club and League	AVG	G	AB	R	H	2B	3B	HR	RBI	BB	IBB	SO	SB	CS	OBP	SLG	OPS	SH	SF	HBP
2018	Blue Jays (GULF)	.194	49	180	28	35	10	2	3	18	25	1	38	0	0	.318	.322	.640	0	1	8
2019	Bluefield (APPY)	.283	13	53	13	15	2	0	2	8	5	0	13	0	2	.345	.434	.779	0	0	0
2021	Dunedin (LASE)	.249	91	325	53	81	21	2	18	80	36	0	123	7	0	.334	.492	.827	0	5	8
	Vancouver (HAW)	.158	5	19	1	3	1	0	0	2	0	0	6	0	0	.158	.211	.368	0	0	0
2022	Vancouver (NORW)	.300	69	260	46	78	21	2	14	53	25	2	76	7	2	.366	.558	.924	0	3	4
	New Hampshire (EL)	.313	47	176	26	55	11	0	9	29	18	1	50	2	2	.384	.528	.912	0	1	3
	Buffalo (IL)	.355	8	31	8	11	1	0	3	9	5	0	5	0	1	.444	.677	1.122	0	0	0
Minor Totals		.266	282	1044	175	278	67	6	49	199	114	4	311	16	7	.348	.483	.831	0	10	23

TRANSACTIONS

- Selected by the Toronto Blue Jays in the 6th round of the 2018 First-Year Player Draft

PROFESSIONAL CAREER:

MINORS:

- Made his professional debut in 2018 as an 18-year-old with the Gulf Coast Blue Jays, batting .194 (35-for-180) over 49 games with 10 doubles, two triples, three homers, and 18 RBI.
- Spent the majority of the 2019 season on the restricted list, appearing in just 13 games with Rookie-level Bluefield while going 15-for-53 (.283) with four extra-base hits and eight RBI.
- Did not play in 2020 due to the cancelled Minor League season...Trained at home on his backyard baseball diamond with several other minor leaguers.
- Split the 2021 campaign between Single-A Dunedin and High-A Vancouver, hitting .244 (84-for-344) with 22 doubles, two triples, 18 home runs, and 82 RBI...Named the FSL Player of the Week on two occasions while with Dunedin (May 25-30; Aug. 31-Sept. 5)...Was also named an FSL Post-Season All-Star.





BASS ANTHONY

52
PITCHER

BIRTHDATE November 1, 1987
 OPENING DAY AGE 35
 BIRTHPLACE Dearborn, MI
 RESIDENCE Nashville, TN
 INSTAGRAM @anthonyebass

BATS/THROWS R/R
 HEIGHT/WEIGHT 6-2/205
 CONTRACT STATUS signed thru 2023
 M.L. SERVICE 8.010
 OPTIONS USED 3 of 3

PERSONAL:

- Anthony Edward Bass.
- Resides in Nashville, TN, with his wife, Sydney, and their daughters, Brooklyn and Blaire.
- Graduated from Trenton (MI) High School, where in 2005 he was All-Region, All-District, All-Conference, All-Metro and was named to the All-Downriver Dream Team.
- Played at Wayne State University in Detroit...As a junior, went 10-3 with 2.10 ERA and was named a Rawlings/ABCA All-American...Was inducted into the Wayne State Athletics Hall of Fame in 2019.

LAST SEASON:

- His career-low 1.54 ERA was 7th best among qualified MLB relievers.
- Made a career-high 73 appearances (70 in 2021), 5th most in MLB...His 60 outings without allowing a run were 3rd most in the Majors, trailing only **Emmanuel Clase** (63) and **A.J. Minter** (61).
- Appeared in 45 games for Miami, going 2-3 with a 1.41 ERA (7 ER/44.2 IP) and a 0.94 WHIP while holding hitters to a .198 average.
- Had a career-long scoreless innings streak of 17.0 frames from June 14-July 24.
- Traded to the Blue Jays along with **Zach Pop** and a player to be named later in exchange for **Jordan Groshans** on Aug. 2.
- Made his Blue Jays season debut on Aug. 4 at MIN (1.0 IP, H, ER, HR, K).

Bold – career high; Red – league high

Year	Club & League	W-L	ERA	G	GS	CG	ShO	SV	IP	H	R	ER	HR	HB	BB	IBB	SO	WP	BK	AVG
2008	Eugene (NOR)	2-2	2.10	25	0	0	0	7	34.1	25	12	8	3	1	14	0	41	6	0	.197
2009	Fort Wayne (MID)	9-3	2.19	18	18	0	0	0	90.1	79	31	22	5	3	25	0	69	3	1	.235
	Lake Elsinore (CAL)	3-0	3.51	10	8	0	0	0	33.1	33	17	13	3	2	14	0	20	3	0	.266
2010	Lake Elsinore (CAL)	8-7	3.13	27	27	0	0	0	132.1	124	59	46	9	1	20	0	109	3	0	.248
	Portland (PCL)	0-1	7.94	1	1	0	0	0	5.2	7	5	5	1	1	3	0	3	0	1	.333
2011	San Antonio (TEX)	6-4	3.75	13	13	0	0	0	69.2	62	31	29	6	0	21	0	62	3	0	.242
	Tucson (PCL)	1-0	1.80	1	1	0	0	0	5.0	6	1	1	0	1	0	0	3	1	0	.300
	SAN DIEGO (NL)	2-0	1.68	27	3	0	0	0	48.1	41	9	9	3	1	21	1	24	1	0	.236
2012	Tucson (PCL)	0-0	5.63	3	3	0	0	0	8.0	8	6	5	0	0	0	0	9	0	0	.250
	SAN DIEGO (NL)	2-8	4.73	24	15	1	0	1	97.0	89	59	51	10	1	39	3	80	5	1	.243
2013	Tucson (PCL)	4-6	5.45	15	15	0	0	0	79.1	108	51	48	11	1	17	0	60	2	0	.331
	SAN DIEGO (NL)	0-0	5.36	24	0	0	0	0	42.0	51	26	25	4	0	20	4	31	5	0	.297
2014	Quad Cities (MID)	0-0	0.00	3	1	0	0	0	4.0	2	2	0	0	0	0	0	6	0	0	.125
	Oklahoma City (PCL)	0-2	3.31	14	0	0	0	1	16.1	15	9	6	3	0	6	1	14	1	0	.246
	HOUSTON (AL)	1-1	6.33	21	0	0	0	2	27.0	32	20	19	6	2	7	1	7	2	0	.294
2015	Round Rock (PCL)	0-0	10.38	2	0	0	0	0	4.1	9	5	5	0	0	1	0	3	2	0	.450
	TEXAS (AL)	0-0	4.50	33	0	0	0	0	64.0	66	33	32	5	1	20	1	45	1	0	.269
2016	Nippon Ham (NPB)	8-8	3.65	37	14	0	0	0	103.2	102	48	42	7	4	47	4	71	2	0	-
2017	AZL Rangers (AZL)	0-1	4.00	3	2	0	0	0	9.0	11	5	4	1	0	2	0	9	0	1	.306
	Round Rock (PCL)	3-4	4.18	18	12	0	0	0	75.1	79	43	35	7	1	28	0	87	9	0	.271
	TEXAS (AL)	0-0	14.29	2	0	0	0	0	5.2	14	9	9	1	0	0	0	1	1	0	.467
2018	Iowa (PCL)	0-3	3.38	27	0	0	0	3	32.0	34	19	12	3	0	6	0	25	2	0	.266
	CHICAGO (NL)	0-0	2.93	16	0	0	0	0	15.1	18	6	5	1	0	3	0	14	2	0	.305
2019	Louisville (INT)	1-1	2.21	19	0	0	0	9	20.1	13	7	5	1	0	6	1	19	0	0	.181
	SEATTLE (AL)	2-4	3.56	44	0	0	0	5	48.0	30	20	19	5	1	17	2	43	6	0	.179
2020	TORONTO (AL)	2-3	3.51	26	0	0	0	7	25.2	17	13	10	2	0	9	2	21	0	0	.189
2021	MIAMI (NL)	3-9	3.82	70	1	0	0	0	61.1	55	33	26	11	3	24	6	58	0	0	.241
2022	MIAMI (NL)	2-3	1.41	45	0	0	0	0	44.2	32	10	7	1	0	10	0	45	1	0	.198
	TORONTO (AL)	2-0	1.75	28	0	0	0	0	25.2	19	5	5	5	0	10	1	28	1	0	.207
	2 TEAMS	4-3	1.54	73	0	0	0	0	70.1	51	15	12	6	0	20	1	73	2	0	.201
	Minor Totals	37-34	3.55	199	101	0	0	20	619.1	615	303	244	53	11	163	2	539	35	3	.260
	MAJOR TOTALS	16-28	3.87	360	19	1	0	15	504.2	464	243	217	54	9	180	21	397	25	1	.245

BIOGRAPHIES
LAST SEASON
HISTORY
RECORDS
OPPONENTS
PLAYER DEV.
MEDIA & MISC.



WILD CARD RECORD

Year	Club and Opp.	W-L	ERA	G	GS	CG	ShO	SV	IP	H	R	ER	HR	HB	BB	IBB	SO	WP	BK	AVG
2020	TOR vs. TB	0-0	0.00	1	0	0	0	0	1.0	0	0	0	0	0	2	0	1	0	0	.000
2022	TOR vs. SEA	0-0	---	1	0	0	0	0	0.0	3	3	3	0	0	0	0	0	0	0	0.1000
TOTALS		0-0	27.00	2	0	0	0	0	1.0	3	3	3	0	0	2	0	1	0	0	.600

TRANSACTIONS

- Selected by the San Diego Padres in the 5th round of the 2008 First-Year Player Draft
- On disabled list (right shoulder inflammation) from June 21-Sept. 4, 2012
- Traded to the Houston Astros in exchange for a Player To Be Named Later (LHP Patrick Schuster) and cash considerations on December 11, 2013
- On disabled list (right intercostal strain) from May 11-July 2, 2014
- Signed by the Texas Rangers on December 12, 2014
- Traded to the Seattle Mariners along with OF Leonys Martin in exchange for OF James Jones, RHP Tom Wilhelmson and a Player To Be Named Later (OF Patrick Kivlehan) on November 16, 2015
- Signed by the Hokkaido Nippon-Ham Fighters (NPB) on January 11, 2016
- Signed by the Texas Rangers on February 16, 2017
- Signed by the Chicago Cubs on December 23, 2017
- On disabled list (illness) from July 8-17, 2018
- On disabled list (right mid-thoracic strain) from July 21-August 12, 2018
- Signed by the Cincinnati Reds on December 26, 2018
- Signed by the Seattle Mariners on May 21, 2019
- Claimed off waivers by the Toronto Blue Jays on October 29, 2019
- Signed by the Miami Marlins on January 27, 2021
- Traded to the Toronto Blue Jays along with RHP Zach Pop and a Player To Be Named Later in exchange for INF Jordan Groshans on August 2, 2022

GAME HIGHS

ML Debut	June 13, 2011 at COL	ER Allowed	7 – June 15, 2012 at OAK
Innings Pitched:		HR Allowed	2 – 4x, last: Sept. 12, 2021 at ATL
Starter	8.0 – 2x, last: May 15, 2012 at WAS	Low Hit CG	6 – April 28, 2012 at SF
Reliever	5.0 – April 10, 2015 vs. HOU	Last Win	Sept. 13, 2022 vs. TB
Walks:		Last Save	Sept. 26, 2020 vs. BAL
Starter	5 – April 22, 2012 vs. PHI	Last CG	April 28, 2012 at SF
Reliever	3 – 5x, last: July 4, 2021 at ATL	Last ShO	None
Strikeouts:		Last Start	July 9, 2021 vs. ATL
Starter	8 – April 28, 2012 at SF	Last Relief App.	Oct. 5, 2022 at BAL (2)
Reliever	5 – 2x, last: July 3, 2015 vs. LAA	Longest Win Streak	3G – July 24, 2022-current
Hits Allowed	10 – April 25, 2017 vs. MIN	Longest Losing Streak	4G – 2x, last: Aug. 31, 2020-April 8, 2021
		Scoreless Innings Streak	17.0 – June 14-July 24, 2022

MILESTONES

Category	Date	Opponent	Notes
Start	1 June 13, 2011	at Colorado	W - 5.0 IP, 5H, 1ER, 4BB, 1K
Win	1 June 13, 2011	at Colorado	MLB debut - 5.0 IP, 5H, 1ER, 4BB, 1K
Save	1 Sept. 20, 2012	at Arizona	0.1 IP, 1K

PROFESSIONAL CAREER:**MINORS:**

- Made his pro debut with Class-A (short) Eugene in 2008, posting a 2.10 ERA in 25 relief appearances.
- Pitched with both Class-A Fort Wayne and Advanced-A Lake Elsinore in 2009, combining for a record of 12-3 with a 2.55 ERA...Won Player of the Week three times and was named a Midwest League Mid-Season All-Star.
- In 2010, made 27 starts for Advanced-A Lake Elsinore and one for Triple-A Portland...Named a California League Mid-Season and Post-Season All-Star.

2011:

- Broke into the big leagues with San Diego, going 2-0 with a 1.68 ERA (9 ER/48.1 IP) in 27 games (three starts).
- His 1.68 ERA ranked 7th among NL pitchers with at least 45.0 innings.
- Made his **MLB debut** as he got the start on June 13 at COL...Tossed 5.0 innings of one-run ball to earn the win.
- Started the year with Double-A San Antonio and was named a Texas League Mid-Season All-Star...Also made one start for Triple-A Tucson and made six appearances in the Arizona Fall League where he was named a Rising Star.

2012:

- Made 24 appearances (15 starts), compiling a record of 2-8 with a 4.73 ERA (51 ER/97.0 IP).
- Missed over two months due to right shoulder inflammation.
- Tossed his only career complete game on April 28 at SF...Allowed two runs over 8.0 innings but was outduled by **Tim Lincecum** in a 2-1 Giants win.
- Recorded his 1st Major League save on Sept. 20 at ARI, striking out **Aaron Hill** – his only batter faced – with the bases loaded to preserve a one-run lead.



2013:

- Split time between San Diego and Triple-A Tucson.
- Made 24 relief appearances with the Padres, compiling a 5.36 ERA (25 ER/42.0 IP)...Allowed just four home runs in 42.0 innings of work with the big-league club.
- Made a career-high 15 starts with Tucson and yielded a 5.79 ERA (48 ER/79.1 IP).

2014:

- Joined the Astros and made 21 relief appearances, compiling a 6.33 ERA and a 1.44 WHIP.
- Made 14 appearances for Triple-A Oklahoma City, going 0-2 with a 3.31 ERA.

2015:

- In his first year with Texas, made 33 appearances and compiled a 4.50 ERA (32 ER/64.0 IP).
- Had eight outings of 3.0+ innings, recording a 3.77 ERA (13 ER/31.0 IP) in those contests.
- Was in the Rangers bullpen but not active for the **Jose Bautista** bat-flip in Game 5 of the ALDS in Toronto.

2016:

- Pitched for the Japan Series Champion Hokkaido Nippon-Ham Fighters.
- Made 37 appearances (14 starts) and posted a 3.65 ERA (42 ER/103.2 IP).
- Tossed 23.0 scoreless innings across his final 16 appearances.
- His 0.64 ERA in relief was lowest by any pitcher in NPB with at least 25.0 innings.
- Was named an Outstanding Player in the 2016 Japan Series.

2017:

- Returned to MLB and pitched at three levels of the Rangers organization: the AZL Rangers, Triple-A Round Rock and Texas.
- In two games with the Rangers, allowed nine runs on 14 hits in 5.2 innings (14.29 ERA).

2018:

- Recorded three holds and posted a 2.93 ERA (5 ER/15.1 IP) with 14 strikeouts and three walks in 16 relief appearances for the Cubs.
- Did not walk a batter in his first 13 games (13.1 IP).
- Landed on the disabled list from July 8-17 (illness), and again from July 21-Aug. 11 (right mid-thoracic strain).
- Returned from the DL on Aug. 12 and was outrighted to Triple-A Iowa to finish the season...In 27 games for Iowa over the course of 2018, combined to go 0-3 with three saves and a 3.38 ERA.

2019:

- Went 2-4 with five saves and six holds while posting a 3.56 ERA in 44 relief outings with the Mariners.
- Kept left-handed hitters to a .165 AVG (13-for-79) while righties batted .191 (17-for-89).
- Didn't make his M's debut until May 22 but finished the year tied for 2nd on the team in appearances (44).
- Allowed four home runs in his first 15 games (18.2 IP) but surrendered only one over his last 29 appearances (29.2 IP).
- Began the year in the Reds organization and made 19 relief appearances with Triple-A Louisville, going 1-1 with nine saves and a 2.21 ERA (5 ER/20.1 IP).
- Released on May 20 and signed a Major League contract with Seattle on May 21.
- Earned the win on June 12 at MIN, his first MLB win in over five years (last: May 2, 2014 vs. SEA).
- Tossed 8.0 consecutive scoreless innings across eight outings from July 20-Aug. 7...Over that span, struck out 10, did not walk a batter and limited opponents to a .148 (4-for-27) average.

2020:

- Pitched in 26 games for Toronto in 2020, going 2-3 with a 3.51 ERA and a career-high seven saves.
- Limited hitters to a .189 batting average and finished tied for 11th among MLB relievers in ground ball percentage (62.3).
- Pitched in the playoffs for the first time in his career in Game 2 of the American League Wild Card Series on Sept. 30 at TB...Worked a hitless 6th inning (2BB, 1K).

2021:

- Led the Marlins with 70 appearances in 2021...Finished the season 3-9 with a 3.82 ERA in 61.1 innings.
- Did not allow a run in 55 of his 70 outings...Did not allow an earned run over his final seven appearances (6.0 IP).
- Held righties to a .195 batting average.

Statcast Data

	2022	Career
Strikeout %:	26.6	21.6
Walk %:	6.9	7.0
Hard Hit %:	33.5	35.1
Fastest Pitch:	99.7 MPH	July 20, 2015 at COL





BASSITT CHRIS

40
PITCHER

BIRTHDATE February 22, 1989
 OPENING DAY AGE 34
 BIRTHPLACE..... Toledo, OH
 RESIDENCE..... Washington, NC
 INSTAGRAM..... @cbass419

BATS/THROWS R/R
 HEIGHT/WEIGHT 6-5/217
 CONTRACT STATUS..... signed thru 2025
 M.L. SERVICE 6.130
 OPTIONS USED 3 of 3

PERSONAL:

- Christopher Michael Bassitt...Nicknamed "C Bass" in Oakland.
- He and his wife, Jessica, have a daughter named Landry and a second child on the way in 2023.
- Loves to fish and owns a boat...Is a big Ohio State Buckeyes fan.
- Graduated in 2007 from Genoa Area High School in Ohio, where he earned all-league honours in baseball and basketball... Helped lead the baseball team to consecutive league titles during his junior and senior seasons.
- Attended the University of Akron and earned All-Mid American Conference honours in 2011.
- Took part in the Toronto portion of the 2023 Blue Jays Winter Tour.

LAST SEASON:

- In his lone season with the Mets, established career highs in wins (15), starts (30), quality starts (19), innings pitched (181.2), and strikeouts (167).
- Crafted a 6-6 record with a 2.95 ERA (33 ER/100.2 IP), 96 strikeouts, and 25 walks at home...Of those 16 starts, went 6.0 innings or longer in 13 contests, with two of his three 8.0-inning outings coming at Citi Field...His 2.95 home ERA ranked 6th in the Majors among starters (min. 100.0 innings)...His 2.68 career ERA at home is the fourth-best home ERA among active pitchers (min. 55 starts) behind **Jacob deGrom** (2.12), **Clayton Kershaw** (2.22), and **Walker Buehler** (2.62).
- Had 23 starts of at least 6.0 innings, his most in a single season in his career.
- His three starts of 8.0 innings were the most he had thrown in his career...Prior to 2022, had thrown at least 8.0 innings only three times (9.0 IP on May 27, 2021 vs. LAA; 8.0 IP on May 16, 2019 at DET; 8.0 IP on Aug. 15, 2015 at BAL).
- Made his Mets debut on April 9 at WAS, tossing 6.0 scoreless frames with three hits, a walk, and **eight strikeouts**...Became the 2nd Mets pitcher to debut with a line of at least 6.0 scoreless innings with eight or more punchouts, joining **Colin McHugh** (Aug. 23, 2012 vs. COL).
- Earned four wins through his first six starts of the season, tied for the 6th-most among starters through their first six games as a Met.
- Recorded 19 quality starts, the most in his career and a team-high among Mets starters...From June 14-July 23, recorded six straight quality starts, one shy of a career high seven straight accomplished in 2015.
- Did not walk a batter from June 25-July 8 (13.1 innings) which is tied for the longest streak in his career.
- Tied a career-high with **11 strikeouts** on July 23 vs. SD (also: Sept. 7, 2019 vs. DET).
- Did not allow a home run through eight starts from July 29-Aug. 7, the longest such streak of his career through a single season and the 3rd-longest active streak in the Majors among starters at the time...The last Met to go eight starts in a single season without allowing a homer was **Tom Glavine** (July 31-September 8, 2007).
- Won four straight games for the 1st time in his career from Aug. 3-19, surrendering just two runs over that span.
- Went 8-3 with a 2.94 ERA (26 ER/79.2 IP) after the All-Star Break...His eight wins were tied for the 3rd-most in the Majors and the most in his career in the back half of a season.

Bold - career high; Red - league high

Year	Club & League	W-L	ERA	G	GS	CG	SHO	SV	IP	H	R	ER	HR	HB	BB	IBB	SO	WP	BK	AVG
2011	Bristol (APPY)	0-0	1.08	6	0	0	0	0	8.1	9	1	1	0	0	2	0	11	0	0	.273
	Kannapolis (SALL)	3-1	1.82	16	0	0	0	1	24.2	18	6	5	1	2	6	0	29	4	0	.202
	Winston-Salem (CARL)	0-0	5.40	1	0	0	0	0	1.2	2	1	1	0	1	0	0	1	0	0	.286
2012	Winston-Salem (CARL)	5-4	3.66	38	10	0	0	4	91.0	73	45	37	6	4	54	1	73	3	0	.216
	Winston-Salem (CARL)	7-2	3.46	18	18	0	0	0	101.1	90	50	39	9	5	42	0	101	7	0	.231
2014	Birmingham (SOUL)	4-2	2.27	8	8	0	0	0	47.2	35	16	12	2	4	17	0	37	1	0	.213
	White Sox (ARIZ)	0-0	4.15	3	2	0	0	0	8.2	9	4	4	0	1	3	0	13	1	0	.257
	Birmingham (SOUL)	3-1	1.56	6	6	0	0	0	34.2	26	10	6	2	2	14	0	36	0	0	.206
	CHICAGO (AL)	1-1	3.94	6	5	0	0	0	29.2	34	13	13	0	3	13	1	21	0	0	.286
2015	Nashville (PCL)	2-7	3.65	13	10	1	0	0	69.0	59	30	28	1	3	19	0	70	3	1	.230
	OAKLAND (AL)	1-8	3.56	18	13	0	0	0	86.0	78	36	34	5	9	30	0	64	5	0	.244
2016	OAKLAND (AL)	0-2	6.11	5	5	0	0	0	28.0	35	20	19	5	0	14	0	23	2	0	.294
	Stockton (CALL)	0-1	2.77	7	7	0	0	0	13.0	9	4	4	0	0	4	0	14	0	0	.191
2018	Nashville (PCL)	4-2	6.21	17	2	0	0	0	37.2	41	26	26	3	4	16	0	31	0	0	.283
	Nashville (PCL)	5-5	4.30	18	14	0	0	0	81.2	86	42	39	6	8	25	0	83	3	0	.271
	OAKLAND (AL)	2-3	3.02	11	7	0	0	0	47.2	40	21	16	4	4	19	0	41	2	0	.221
2019	Stockton (CALL)	0-0	0.00	1	1	0	0	0	3.0	0	0	0	0	0	0	0	7	0	0	.000
	Las Vegas (PCL)	0-0	4.50	2	2	0	0	0	8.0	8	6	4	2	1	2	0	9	1	0	.242
	OAKLAND (AL)	10-5	3.81	28	25	0	0	0	144.0	125	66	61	21	13	47	0	141	3	0	.229
2020	OAKLAND (AL)	5-2	2.29	11	11	0	0	0	63.0	56	18	16	6	2	17	0	55	2	0	.233
	2021 OAKLAND (AL)	12-4	3.15	27	1	1	1	1	157.1	127	55	55	15	11	39	1	159	5	1	.218
2022	NEW YORK (NL)	15-9	3.42	30	30	0	0	0	181.2	159	71	69	19	13	49	0	167	5	1	.234
Minor Totals		33-25	3.50	154	80	1	0	5	530.1	465	241	206	32	35	204	1	515	23	1	.234
MAJOR TOTALS		46-34	3.45	136	123	1	1	0	737.1	654	300	283	75	55	228	2	671	24	2	.235



ALL-STAR GAME RECORD

Year	Club and Opp.	W-L	ERA	G	GS	CG	ShO	SV	IP	H	R	ER	HR	HB	BB	IBB	SO	WP	BK	AVG
2021	AL at COL	0-0	0.00	1	0	0	0	0	1.0	1	1	0	0	0	2	0	1	0	0	.250

WILD CARD RECORD

Year	Club and Opp.	W-L	ERA	G	GS	CG	ShO	SV	IP	H	R	ER	HR	HB	BB	IBB	SO	WP	BK	AVG
2020	OAK vs. CWS	1-0	1.29	1	1	0	0	0	7.0	6	1	1	0	0	1	0	5	1	0	.222
2022	NYM vs. SD	0-1	6.75	1	1	0	0	0	4.0	3	3	3	0	0	3	0	2	0	0	.200
TOTALS		1-1	3.27	2	2	0	0	0	11.0	9	4	4	0	0	4	0	7	1	0	.214

DIVISION SERIES RECORD

Year	Club and Opp.	W-L	ERA	G	GS	CG	ShO	SV	IP	H	R	ER	HR	HB	BB	IBB	SO	WP	BK	AVG
2020	OAK vs. HOU	0-0	6.75	1	1	0	0	0	4.0	9	3	3	2	0	0	0	4	0	0	.450

TRANSACTIONS

- Selected by the Chicago White Sox in the 16th round of the 2011 First-Year Player Draft
- Traded to the Oakland Athletics along with INF Marcus Semien, C Josh Phegley, and 1B Rangel Ravelo in exchange for RHP Jeff Samardzija and RHP Michael Ynoa on Dec. 9, 2014
- On injured list (right elbow ligament tear) from April 29-Oct. 7, 2016
- On injured list (right elbow surgery) from April 1-July 25, 2017
- On injured list (lower leg contusion) from March 26-April 15, 2019
- On injured list (facial lacerations, fractured cheekbone) from Aug. 18-Sept. 23, 2021
- Traded to the New York Mets in exchange for RHP Adam Oller and RHP J.T. Ginn on March 12, 2022
- Signed by the Toronto Blue Jays on December 16, 2022

GAME HIGHS

ML Debut	Aug. 30, 2014 vs. DET	ER Allowed	8 – May 24, 2022 at SF
Innings Pitched:		HR Allowed	3 – May 24, 2022 at SF
Starter	9.0 – May 27, 2021 vs. LAA	Low Hit CG	2 – May 27, 2021 vs. LAA
Reliever	4.1 – April 25, 2015 vs. HOU	Last Win	Sept. 23, 2022 at OAK
Walks:		Last Save	None
Starter	6 – May 21, 2019 at CLE	Last CG	May 27, 2021 vs. LAA
Reliever	3 – April 25, 2015 vs. HOU	Last ShO	May 27, 2021 vs. LAA
Strikeouts:		Last Start	Oct. 2, 2022 at ATL
Starter	11 – 2x, last: July 23, 2022 vs. SD	Last Relief App.	Sept. 29, 2019 at SEA
Reliever	5 – 2x, last: Sept. 22, 2019 vs. TEX	Longest Win Streak	10G – April 12-July 11, 2021
Hits Allowed	10 – April 28, 2016 at DET	Longest Losing Streak	9G – Aug. 21, 2015-June 22, 2018
		Scoreless Innings Streak	18.1 – July 30-Aug. 9, 2015

MILESTONES

Category	Date	Opponent	Notes
Start	1 Aug. 30, 2014	Detroit	L - 6.1 IP, 7H, 5ER, 4BB, 4K
	100 May 14, 2022	Seattle	ND - 5.2 IP, 5H, 1ER, 3BB, 8K
Win	1 Sept. 22, 2014	at Detroit	as a starter - 7.2 IP, 6H, 0ER, 1BB, 3K
ShO (1)	1 May 27, 2021	Los Angeles (AL)	9.0 IP, 2H, 1BB, 9K
10+ Strikeout Games (5)	1 Aug. 9, 2015	Houston	10 strikeouts
	2 Sept. 7, 2019	Detroit	11 strikeouts
	3 May 11, 2021	at Boston	10 strikeouts
	4 July 23, 2022	San Diego	11 strikeouts
	5 Sept. 7, 2022	at Pittsburgh	10 strikeouts

PROFESSIONAL CAREER:**MINORS:**

- In 2011, made his professional debut with Rookie-level Bristol...Also made appearances for Single-A Kannapolis and High-A Winston-Salem...Kept a 1.82 ERA (7 ER/34.2 IP) across 23 combined games.
- Spent the entirety of the 2012 season with Winston-Salem, going 5-4 with a 3.66 ERA (37 ER/91.0 IP).
- In 2013, ranked among White Sox organizational leaders in strikeouts (1st), ERA (4th), wins (7-5th) and innings (7th)...Recorded a sub-3.00 ERA in April (2.10), June (2.97), and August (1.76)...Struck out a season-high 10 batters in 6.0 innings pitched on June 29, 2013 at FRE...Earned a promotion to Double-A Birmingham the next month...Helped guide the Barons to the Southern League Championship.

2014:

- Began the season on the disabled list at Double-A Birmingham with a broken right finger.
- On Aug. 30, was called up to make his **MLB debut** in the second game of a doubleheader against Detroit...Tossed 6.1 innings, giving up five runs on seven hits with four walks and four strikeouts.
- Picked up his 1st career win Sept. 22 at DET with 7.2 scoreless innings (6H, BB, 3K).
- Pitched for Glendale in the AFL following the season and was named to the AFL Top Prospects Team after going 1-1 with a 0.69 ERA in six relief appearances...Struck out 22 and walked just three in 13.0 innings.



2015:

- Went 1-8 despite a 3.56 ERA in 18 games (13 starts) over four stints with the A's...Surrendered just five home runs in 86.0 innings for an average of 0.52 home runs per nine innings, 3rd-best in the AL among pitchers with at least 80 innings.
- Combined with two A's pitchers on a seven-hit shutout on Aug. 4 vs. BAL for his 1st win as an Athletic...It was part of a career-high 18.1-inning scoreless streak.
- Did not pitch from Aug. 27 to Sept. 23 due to a strained right shoulder.

2016:

- Was on the A's Opening Day roster and went 0-2 with a 6.11 ERA in five starts before going on the disabled list on April 29 with an elbow injury.
- Had Tommy John surgery on May 6 and missed the remainder of the season...His surgery included an ulnar collateral ligament reconstruction with an ipsilateral palmaris longus graft.

2017:

- Began the season on Oakland's disabled list as he recovered from his 2016 Tommy John surgery...Spent the entire season in the minors...Went 4-3 with a 5.33 ERA (30 ER/50.2 IP) over 24 combined games (nine starts) between Single-A Stockton and Triple-A Nashville.
- Began his rehab assignment with Stockton April 29 before being shut down on May 24...Resumed pitching June 28.

2018:

- Had seven stints with Oakland in his return to the majors following Tommy John surgery in 2016...In his 3rd call up on June 9 he started in Kansas City, allowing a run on three hits in a season-high 7.0 innings...It was his first appearance since April 28, 2016.
- Went 2-0 with a 2.59 ERA his final eight games, including four starts.

2019:

- Began his season with 25 starts and concluded the year with three relief appearances...Was 10-5 with a 3.95 ERA (61 ER/139.0 IP) in his starting assignments...Did not allow a run in 5.0 innings in relief.
- Tossed a career-high 116 pitches in an 8-4 win on Aug. 17 vs. HOU.
- Struck out a career-high 11 hitters without walking any over 6.0 innings in a 10-2 win on Sept. 7 vs. DET.

2020:

- His career-best 2.29 ERA ranked 6th in the majors...Finished 8th in the AL Cy Young balloting.
- Earned AL Pitcher of the Month for September, his 1st monthly award...Pitched to a 0.34 ERA that month, allowing one run over 26.2 innings in four starts...Was the lowest September ERA in the Majors since **Greg Maddux** had a 0.29 ERA for Atlanta in 1995.
- Finished the regular season with a 13.2-inning scoreless streak...Allowed one or no runs in seven of his 11 starts.
- Started and won Game 2 of the AL Wild Card Series over Chicago...Pitched scoreless ball through 7.0 innings before exiting the game after yielding a leadoff single in the 8th (runner later scored).
- Started Game 1 of the ALDS against Houston at Dodger Stadium...The nine hits he gave up were his most in a start since he allowed nine and 10 hits in back-to-back starts in April of 2016 (two highest totals of his career).
- Had right elbow surgery Nov. 13 in Cincinnati at the Beacon Orthopedic clinic.

2021:

- Received two 5th-place votes in AL Cy Young balloting, finishing 10th in the vote...Earned his 1st All-Star honours.
- Missed about a month with facial lacerations and a fractured cheekbone after being struck by a line drive on Aug. 17 at CWS...Returned on Sept. 23 and made his final two starts (6.1 IP, 1 ER).
- Had then career highs in wins (12), strikeouts (159), games started (27), and innings pitched (157.1)...His opponents batting average (.218) was a career-best as was his .278 opponent OBP.
- Led the AL in wins (12) and innings pitched (151.0) at the time of his injury and finished tied for 11th and 18th respectively.
- Tossed the 1st [complete game](#) and shutout of his career on May 27 vs. LAA (9.0 IP, 2H, BB, 9K).
- Led the AL (min. 150.0 IP) in winning percentage (.750), ranked 2nd in opponents' OPS (.626), 3rd in ERA (3.15), 3rd in slugging percentage (.348), 4th in opponents' batting average (.218) and 5th in on-base percentage (.278)...Per ESPN Stats, he had the 5th-lowest batting average allowed (.185) on four-seamers in 2021 among starting pitchers.
- Went 10-2 with a 3.28 ERA in 17 starts before the All-Star Break, earning his 1st career All-Star Game selection...Finished the first half on a 10-game winning streak.
- Tossed 7.0 innings or more in 11 of his 27 starts...Allowed six hits or fewer 24 times and two runs or fewer 19 times, tied for the 5th-most in the Majors.

Statcast Data

	2022	Career
Strikeout %:	22.4	22.0
Walk %:	6.6	7.2
Hard Hit %:	32.8	33.0
Fastest Pitch:	97.7 MPH	June 30, 2015 vs. COL





BELT BRANDON

13
INFILDER

BIRTHDATE April 20, 1988
 OPENING DAY AGE 34
 BIRTHPLACE..... Nacogdoches, TX
 RESIDENCE..... Austin, TX
 INSTAGRAM..... @brandonbelt

BATS/THROWS L/L
 HEIGHT/WEIGHT 6-3/230
 CONTRACT STATUS..... signed thru 2023
 M.L. SERVICE 11.128
 OPTIONS USED 1 of 3

PERSONAL:

- Brandon Kyle Belt.
- Nicknames include Baby Giraffe, Bob, and The Captain.
- Married his highschool sweetheart from Hudson High, Haylee Stephenson, on December 3, 2010...The couple have two sons, Greyson and August...August was named in honour of August "augie" Garrido, who coached Belt at the University of Texas.
- Attended the University of Texas from 2008-2009...During the 2009 campaign, batted .323 with 28 extra-base hits and 43 RBI in 63 games, eventually losing to LSU in the College World Series finals.
- Played 1,192 career games at first base for the Giants, trailing only Willie McCovey (1,775) for the most in the San Francisco era of the franchise (1958-present)...His 37 career postseason games as a first baseman are the most in Giants franchise history.
- Hosts an annual charity fishing tournament, called the Brandon Belt 100K Grand Slam, benefiting The Father's Heart of Brazil, an orphanage providing endangered children with immediate safe refuge as it also seeks to find long-term solutions for them and their families.
- Set the MLB record for most pitches seen in a single at-bat with 21 against LAA starting pitcher **Jaime Barria** on [April 22, 2018](#)...The at-bat lasted 12 minutes and 45 seconds, contained 16 foul balls, and ended with a fly out to right field.

LAST SEASON:

- Limited to just 78 games in what was his 12th Major League season in a Giants uniform, as a recurring issue with his right knee kept him out at different times throughout the year and eventually ended his 2022 campaign...Was his fewest games played over a full season since 2014 when he only appeared in 61 contests.
- Made his 11th Opening Day roster and made his 11th Opening Day start, tying **Robby Thompson** for 4th-most in the SF-era.
- Posted an .837 OPS with four home runs in 17 April games before landing on the COVID-related IL with a positive test on April 29...Was out of action until May 7.
- Played in nine games after returning from the injured list before going back on it with right knee inflammation on May 22 (retro to May 19)...Missed 23 games.
- Reinstated from the IL on June 14 and went on to slash .203/.315/.327 with seven doubles, four homers and 12 RBI before landing back on the injured list for the final time on Aug. 24 with right knee soreness.
- Hit his 7th career [pinch-hit home run](#) on July 8 at SD, a two-run shot off **Nick Martinez** in the top of the 9th.
- Underwent arthroscopic right knee surgery on Sept. 3, ending his season...Dr. Ken Akizuki performed the procedure in San Francisco.

Bold = career high; Red = league high

Year	Club and League	AVG	G	AB	R	H	2B	3B	HR	RBI	BB	IBB	SO	SB	CS	OBP	SLG	OPS	SF	SH	HBP
2010	San Jose (CALL)	.383	77	269	62	103	28	4	10	62	58	3	50	18	7	.492	.628	1.120	0	3	3
	Richmond (EL)	.337	46	175	26	59	11	6	9	40	22	1	34	2	1	.413	.623	1.036	0	2	2
	Fresno (PCL)	.229	13	48	11	11	4	0	4	10	13	0	15	2	0	.393	.563	.956	0	0	0
2011	SAN FRANCISCO (NL)	.225	63	187	21	42	6	1	9	18	20	1	57	3	2	.306	.412	.718	0	0	2
	San Jose (CALL)	.462	4	13	3	6	1	0	0	4	5	0	1	1	0	.611	.538	1.149	0	0	0
	Fresno (PCL)	.309	49	165	32	51	12	0	8	32	42	2	47	4	4	.448	.527	.975	0	3	2
2012	SAN FRANCISCO (NL)	.275	145	411	47	113	27	6	7	56	54	5	106	12	2	.360	.421	.781	0	4	3
2013	SAN FRANCISCO (NL)	.289	150	509	76	147	39	4	17	67	52	4	125	5	2	.360	.481	.841	1	3	6
2014	SAN FRANCISCO (NL)	.243	61	214	30	52	8	0	12	27	18	2	64	3	1	.306	.449	.755	0	1	2
	San Jose (CALL)	.500	2	6	2	3	0	0	1	1	0	0	1	0	0	.625	1.000	1.625	0	0	2
	Fresno (PCL)	.526	5	19	2	10	3	0	2	5	1	1	5	0	1	.550	1.000	1.550	0	0	0
2015	SAN FRANCISCO (NL)	.280	137	492	73	138	33	5	18	68	56	2	147	9	3	.356	.478	.834	0	4	4
2016	SAN FRANCISCO (NL)	.275	156	542	77	149	41	8	17	82	104	4	148	0	4	.394	.474	.868	0	4	5
2017	SAN FRANCISCO (NL)	.241	104	382	63	92	27	3	18	51	66	2	104	3	2	.355	.469	.824	0	1	2
2018	SAN FRANCISCO (NL)	.253	112	399	50	101	18	2	14	46	49	6	107	4	0	.342	.414	.756	0	2	6
	Sacramento (PCL)	.200	2	5	0	1	1	0	0	0	0	0	0	0	0	.200	.400	.600	0	0	0
2019	SAN FRANCISCO (NL)	.234	156	526	76	123	32	3	17	57	83	3	127	4	3	.339	.403	.742	0	4	3
2020	SAN FRANCISCO (NL)	.309	51	149	25	46	13	1	9	30	1	36	0	0	0	.425	.591	1.016	0	0	0
2021	SAN FRANCISCO (NL)	.274	97	325	65	89	14	2	29	59	48	3	103	3	2	.378	.597	.975	0	1	7
	Sacramento (PCL)	.250	5	12	2	3	0	0	0	1	2	0	3	0	0	.323	.550	.873	0	1	0
2022	SAN FRANCISCO (NL)	.213	78	254	25	54	9	1	8	23	37	2	81	1	0	.326	.350	.676	0	1	6
Minor Totals		.347	203	712	140	247	60	10	34	155	143	7	156	27	13	.457	.603	1.060	0	9	9
MAJOR TOTALS		.261	1310	4390	628	1146	267	36	175	584	617	35	1205	47	21	.356	.458	.814	1	25	46

ALL-STAR GAME RECORD

Year	League and City	AVG	G	AB	R	H	2B	3B	HR	RBI	BB	IBB	SO	SB	CS	OBP	SLG	OPS	SF	SH	HBP
2016	NL at SD	.000	1	1	0	0	0	0	0	0	0	0	0	0	0	.000	.000	.000	0	0	0



WILD CARD RECORD

Year	Club and Opp.	AVG	G	AB	R	H	2B	3B	HR	RBI	BB	IBB	SO	SB	CS	OBP	SLG	OPS	SH	SF	HBP
2014	SF vs. PIT	.667	1	3	1	2	0	0	0	3	2	0	0	0	0	.800	.667	1.467	0	0	0
2016	SF vs. NYM	.000	1	2	0	0	0	0	0	0	2	0	0	0	0	.500	.000	.500	0	0	0
TOTALS		.400	2	5	1	2	0	0	0	3	4	0	0	0	0	.667	.400	1.067	0	0	0

DIVISION SERIES RECORD

Year	Club and Opp.	AVG	G	AB	R	H	2B	3B	HR	RBI	BB	IBB	SO	SB	CS	OBP	SLG	OPS	SH	SF	HBP
2012	SF vs. CIN	.077	5	13	0	1	0	0	0	0	2	0	7	0	0	.200	.077	.277	0	0	0
2014	SF vs. WSH	.278	4	18	1	5	0	0	1	2	1	0	4	0	1	.316	.444	.760	0	0	0
2016	SF vs. CHC	.133	4	15	1	2	0	0	0	2	1	0	4	0	0	.167	.133	.300	0	2	0
TOTALS		.174	13	46	2	8	0	0	1	4	4	0	15	0	1	.231	.239	.470	0	2	0

CHAMPIONSHIP SERIES RECORD

Year	Club and Opp.	AVG	G	AB	R	H	2B	3B	HR	RBI	BB	IBB	SO	SB	CS	OBP	SLG	OPS	SH	SF	HBP
2012	SF vs. STL	.304	6	23	6	7	1	1	1	2	2	0	5	1	0	.360	.565	.925	0	0	0
2014	SF vs. STL	.214	5	14	3	3	0	0	0	1	5	1	4	0	0	.400	.214	.614	0	1	0
TOTALS		.270	11	37	9	10	1	1	1	3	7	1	9	1	0	.378	.432	.810	0	1	0

WORLD SERIES RECORD

Year	Club and Opp.	AVG	G	AB	R	H	2B	3B	HR	RBI	BB	IBB	SO	SB	CS	OBP	SLG	OPS	SH	SF	HBP
2012	SF vs. DET	.077	4	13	1	1	0	1	0	1	3	0	7	0	1	.250	.231	.481	0	0	0
2014	SF vs. KC	.308	7	26	1	8	1	0	0	2	3	0	9	0	0	.379	.346	.725	0	0	0
TOTALS		.231	11	39	2	9	1	1	0	3	6	0	16	0	1	.333	.308	.641	0	0	0

HOME RUN BREAKDOWN

Total	ONE GAME											
	H	A	2	3	4	GS	LO	XN	IP	PH	RHP	LHP
175	72	103	8	0	0	3	0	4	0	7	137	38

TRANSACTIONS

- Selected by the San Francisco Giants in the 5th round of the 2009 First-Year Player Draft
- On injured list (left wrist hairline fracture) from June 4-July 6, 2011
- On injured list (broken left thumb) from May 10-July 3, 2014
- On injured list (concussion) from July 21-August 1, 2014
- On injured list (concussion) from Aug. 8-September 14, 2014
- On injured list (concussion) from Aug. 5-November 2, 2017
- On injured list (appendectomy) from June 2-16, 2018
- On injured list (right knee hyperextension) from July 26-August 13, 2018
- On injured list (right achilles tendinitis) from July 23-29, 2020
- On injured list (left oblique strain) from May 26-June 8, 2021
- On injured list (right knee inflammation) from June 25-August 5, 2021
- On injured list (left thumb fracture) from Sept. 28-October 7, 2021
- On injured list (right knee inflammation) from May 19-June 13, 2022
- On injured list (right knee surgery) on August 24, 2022 for the remainder of the season
- Signed by the Toronto Blue Jays on January 10, 2023

GAME HIGHS

ML Debut	March 31, 2011 at LAD	Stolen Bases	2 – Aug. 7, 2012 at STL
Runs	4 – 3x, last: Sept. 2013 at MIA	Last ML Home Run	July 17, 2022 vs. MIL
Hits	5 – Sept. 14, 2013 at LAD	Longest Hitting Streak	14G – June 14-Aug. 10, 2021
Home Runs	2 – 8x, last: Sept. 25, 2021 at COL	Longest On-Base Streak	24G – 2x, last: April 22-May 17, 2016
RBI	6 – 2x, last: Aug. 17, 2019 at ARI	Longest Hitless Streak	26AB – June 16-22, 2019

MILESTONES

Category	Date	Opponent	Pitcher	Notes
Hit	1 March 31, 2011	at Los Angeles (NL)	Kershaw	Infield Single
	1,000 Sept. 24, 2020	Colorado	Givens	Solo HR
Home Run	1 April 1, 2011	at Los Angeles (NL)	Billingsley	3R
	100 April 18, 2018	at Arizona	Boxberger	2R
Multi-HR Game (8)	8 Sept. 25, 2021	at Colorado	Gray, Gray	1R, 3R
	Grand Slam HR (3)			
1 April 7, 2017	at San Diego	Perdomo	6th inning	
	2 Aug. 17, 2019	at Arizona	Clarke	2nd inning
	3 May 4, 2021 (1)	at Colorado	Chacin	1st inning
Extra-Inning HR (4)	4 Aug. 7, 2021	at Milwaukee	Romano	2R, 11th inning
	Pinch-hit HR (7)			
7 July 8, 2022	at San Diego	Martinez	2R, 9th inning	
RBI	1 April 1, 2011	at Los Angeles (NL)	Billingsley	3R HR
	500 Sept. 23, 2020	Colorado	Doyle	Single
Stolen Base	1 April 2, 2011	at Los Angeles (NL)	Jansen	2nd base
			C-Gimenez	



PROFESSIONAL CAREER:

MINORS:

- In his 1st professional season in 2010, batted .352 (173-for-492) with 43 doubles, 23 home runs, and 112 RBI in 136 games between three different levels in San Francisco's system...Named by Baseball America as Minor League All-Star...Led the minors with a 1.075 OPS, finished 2nd in batting average (.352) and on-base percentage (.455) while ranking 4th in RBI (112) and 7th in slugging percentage (.620)...Batted .372 (32-for-86) in 22 games to help lead the Scottsdale Scorpions to an AFL Championship title...Named to the AFL Rising Stars Game.

2011:

- Entered the season as the Giants' top prospect and began the year on the club's Opening Day roster, but was transferred back and forth from the Major League level to the minors on three different occasions.
- Was the Giants' 2011 Opening Day first baseman, becoming the first player to make his debut at first base for the defending World Series Champions since **Ryan Jackson** started at first for the 1998 Marlins (Elias)...At 22 years and 345 days old, became the 5th-youngest Giant to start at first base on Opening Day.
- Recorded his 1st big-league hit off **Clayton Kershaw** in his 1st career at-bat with a single to first baseman **James Loney** on March 31 at LAD.
- Hit his 1st home run in his 5th career at-bat and 6th career plate appearance on April 1 at LAD, hitting a three-run home run to dead center field off of **Chad Billingsley** in the 4th inning...Became the 7th Giants rookie to hit his 1st career home run at Dodger Stadium.
- Sat out four games after getting hit by pitch on his left wrist from Cardinals' **Trevor Miller** on May 31 at Busch Stadium...X-rays originally came back negative, but it was later found that he had hairline fracture in his wrist...Was placed on the 15-day injured list on June 4, then activated on July 7 and optioned to Triple-A Fresno.

2012:

- Won his 1st World Series ring.
- Finished his 1st full season in the big leagues by batting .275 (113-for-411) with 27 doubles, seven home runs, and 56 RBI while going 12-for-14 in stolen bases attempts in 145 games for the Giants.
- His 12 stolen bases as a first baseman were the most by a Giant since **Will Clark** stole 12 in 1992.
- Made 106 starts (102 at 1st, four in LF)...His .992 fielding percentage as a first baseman was the 6th-best mark in the NL.
- Made his first postseason start in Game 1 of the Division Series vs. Cincinnati on October 6.

2013:

- His 16 home runs as a first baseman were the most by a Giant since **J.T. Snow** slugged 19 in 2000.
- Named NL Player of the Week for Aug. 5-11...Collected hits in each of his seven games, compiling a .440 (11-for-25) batting average...Led the NL in total bases (20) and runs scored (8), tied for 2nd in home runs (2) and hits while posting the 8th-best slugging percentage (.800).
- Became the 1st Giants player in franchise history to have a five-hit, six-RBI, and four runs scored game, accomplish this on Sept. 14, 2013 at LAD in the Giants' 19-3 victory.

2014:

- Won his 2nd career World Series ring.
- Missed a total of 96 regular season games due to injury (missed 50 games with a broken left thumb and 46 games with a concussion).
- His 11 walks were the 2nd most in a single postseason in Giants franchise history (**Barry Bonds** - 27 in 2002).
- His [solo home run](#) in the 18th inning in Game 2 of the NLDS at Washington gave the Giants a 2-1 victory...Marked the 3rd extra-inning homer in Giants postseason history, along with **Dusty Rhodes** in the 1954 World Series and **Mel Ott** in the 1933 Fall Classic.

2015:

- Completed his 5th season with the Giants, batting .280 with a career-best 18 home runs and 68 RBI in 137 games.
- Missed the team's final 15 games with a concussion.
- Led all NL first basemen with a .997 fielding percentage.
- Recorded at least one double in six straight games from May 3-8, the 2nd-longest such streak in SF Giants history (**Jeff Kent** - 7G in 1999).
- From May 15-17, became the 2nd Giants player in the modern era (since 1900) to tally at least three hits, including a home run, in three consecutive games...**Barry Bonds** had a three-game streak of that kind in May of 2000 against the Expos.
- Hit the 34th upper deck home run in Coors Field history on May 22, hitting a [two-run shot](#) off **Kyle Kendrick** in the 6th inning...The estimated distance of the dinger was 475 feet, the longest of his career.
- Following the season had surgery to repair a torn meniscus.

2016:

- Signed a six-year contract on April 9, which covered his two remaining years of arbitration and four years of free agency.
- Hit .302 (92-for-305) with 27 doubles, 10 home runs, and 47 RBI during the 1st half of the season.
- Chosen by fans as the winner of the MLB All-Star Game Final Vote, receiving 10.4 million votes...Marked his 1st career All-Star nod.
- His 103 walks were the most in one season for any Giants hitter since **Barry Bonds** in 2007 (132).

2017:

- Hit .241 (92-for-382) with 27 doubles, 18 home runs, and 51 RBI in 104 games.
- Led the club in home runs, walks (66), and finished 2nd with 48 extra-base hits despite missing the final 51 games.
- Hit his 1st career [grand slam](#) on April 7 at SD off **Luis Perdomo**...Homered again in the 8th for his 4th career multi-homer game.
- Sustained his 4th concussion in eight years on Aug. 4 after he was hit in the head by a 78 MPH curveball from Diamond-backs pitcher **Anthony Banda**...Was placed on the seven-day injured list and did not play the rest of the season.



2018:

- Named NL Player of the Week on May 21 after hitting .444 with eight runs scored, 12 hits, two doubles, five homers and 11 RBI over seven games.
- Slugged his 100th career home run on April 18 at ARI in the 10th inning, a two-run shot off **Brad Boxberger** to give the Giants a 4-3 victory.
- Homered in four consecutive games from April 18-22, the first Giant to do so since **Hunter Pence** homered in four straight from Sept. 12-15, 2013.
- Once again homered in four straight games from May 14-17 (all at home), the first Giant to have two such streaks in the same season since **Barry Bonds** did so in 2004...Was the first Giant to homer in four straight home games since **Randy Winn** did so from September 16-30, 2005.
- Had 13 defensive runs saved at first base, 2nd most in the Majors (min. 850 innings) behind Oakland's **Matt Olson**.
- On the 10-day injured list from June 2-16 after recovering from an emergency appendectomy on June 1...Left the June 1 game vs. PHI after one at-bat and playing 2.0 innings and was rushed to the hospital to be evaluated for appendicitis.
- Was ejected on July 14 vs. OAK, his 2nd career ejection (ejected for arguing a check swing).
- Batted in the leadoff spot for the 1st time in his MLB career on Aug. 19 at CIN...Marked the first Giants first baseman to bat leadoff since **David Bell** on July 6, 2002 at ARI.
- On the 10-day injured list from July 26-Aug. 14 with a hyperextended right knee suffered while running the bases on July 25 at SEA.
- Underwent season-ending surgery Sept. 21 to clean up the articular cartilage and meniscus in his right knee...Team orthopedist Dr. Ken Akizuki performed the surgery.

2019:

- Played in 156 games, matching his career-high mark from 2016.
- Walked 83 times to lead the team, the 2nd-highest total of his career and the 10th-most in the NL in 2019.
- Played in his 1,000th career game on June 22 at ARI.
- Batted in the leadoff spot for the 2nd time in his career on June 25 vs. COL (also: Aug. 19, 2018 at CIN)...Appeared in 34 games as the team's leadoff hitter, batting .224 (30-for-134) with a .314 OBP.
- Walked 24 times in June, the most by a Giants player in a month since **Barry Bonds** had 28 in June 2007...The last non-Bonds Giant with that many walks in a calendar month was **Darrell Evans** with 24 in July 1979.
- Hit his 3rd career pinch-hit [home run](#) on July 30 at PHI off **Nick Pivetta**.
- Cranked his 2nd career [grand slam](#) on Aug. 17 at ARI off **Taylor Clarke**...Matched his career-best for RBI in a game with six in that contest (also: Sept. 14, 2013 at LAD).

2020:

- Hit a career-best .309 with 13 doubles, one triple, nine homers, 30 RBI, and 30 walks in 51 games.
- Started 41 games, all at first base, and committed just two errors in 308 total chances for a .994 fielding percentage.
- His 46.9% hard-hit rate was his highest in any season of his career tracked by Statcast since 2015...His 16.8 barrel percentage according to Statcast was 10th-best among qualified Major Leaguers.
- Started the season on the 10-day IL with right achilles tendinitis...Reinstated on July 30.
- Recorded a season-best four hits on Aug. 25 vs. LAD while hitting two homers and driving in five runs...Marked his 5th career multi-HR game.
- His 9th-inning game-tying [home run](#) off **Kenley Jansen** on Aug. 25 at Oracle Park was the first game-tying HR by a Giants player vs. the Dodgers in the 9th inning or later since **Mark Lewis** on July 12, 1997 in LA...Was the first at home since **Barry Bonds** on June 20 that season, both off **Todd Worrel**.
- Reached base safely in 11 consecutive plate appearances from August 22-25...Marked the longest such streak by a Giant since **Barry Bonds** did it in 11 straight from June 23-27, 2006 (*courtesy Elias*).

2021:

- Smashed a career-best 29 homers in just 97 games, hitting the 20-homer mark for the 1st time in his career and surpassing his previous career total of 18 in both 2015 and 2017...Also set career bests in OBP (.378), SLG (.597), and OPS (.975) for a full season...Marked the most homers by a Giants first baseman since **Will Clark** hit 29 in 1991.
- Averaged a home run every 11.21 at-bats, the best ratio of his career (his previous best was 16.56 during the shortened 2020 season).
- His 12.6 walk percentage was in the top-10 percent of players in the Majors while his 17 percent barrel rate was in the top six percent of players in the Majors.
- Played in 97 games after missing 54 total games for various injuries (left oblique strain, right knee inflammation, and a left thumb fracture)...His thumb fracture on Sept. 26 at COL ended his season.
- Over his final 21 games of the season, hit .361 with five doubles, nine homers, 18 RBI, and 23 runs scored.
- Between the 2020 and 2021 seasons, owned a .988 OPS, the 4th-best mark in the Majors (min. 500 PA) behind **Juan Soto** (1.042), **Bryce Harper** (1.021), and **Ronald Acuña Jr.** (.989).
- Clubbed 18 homers in his last 41 games of the season...His 18 homers from Aug. 6 on were tied for 3rd most in MLB, trailing only **Salvador Perez** (21) and **Marcus Semien** (20).

Career-Highs - Statcast

	Speed/Distance	Date
Hardest Hit Ball:	109.9 MPH	Sept. 17, 2021 vs. ATL
Farthest Hit Ball:	475 ft	May 22, 2015 at COL
Top Sprint Speed:	28.5 ft/s	June 12, 2015 vs. ARI





BERMAN STEVIE

75
CATCHER

NON-ROSTER

BIRTHDATE November 28, 1994
 OPENING DAY AGE 28
 BIRTHPLACE Mountain View, CA
 RESIDENCE San Marcos, CA
 INSTAGRAM @stevieewee26

BATS/THROWS R/R
 HEIGHT/WEIGHT 6-2/225
 CONTRACT STATUS signed thru 2023
 M.L. SERVICE 0.000
 OPTIONS USED 0 of 3

PERSONAL:

- Steven Berman.
- Married his wife, Maggie, on November 12, 2022.
- Played at Santa Clara University as a three-year starter for the Broncos from 2014-2016...Garnered 2014 All-West Coast Conference Freshman Team honours and All-West Coast Conference Honourable Mention after leading the team in OBP (.433) and ranking 4th in the category in the West Coast Conference...Received 2015 Second Team All-West Coast Conference honours as a sophomore...Wrapped up his three years leading the team in average (.297), OBP (.432), and walks (26) as a junior...Paced the Bronco offense in OBP in each of his three seasons.

LAST SEASON:

- Opened the season by playing one game for the Twins' Triple-A squad in St. Paul.
- Released on April 11 and signed by the Blue Jays to a Minor League contract on April 14.
- Spent the rest of the campaign with Triple-A Buffalo, batting .215 (45-for-209) with 14 doubles, eight homers, and 28 RBI for a .741 OPS.

Bold – career high; Red – league high

Year	Club and League	AVG	G	AB	R	H	2B	3B	HR	RBI	BB	IBB	SO	SB	CS	OBP	SLG	OPS	SH	SF	HBP
2016	Dodgers (ARIZ)	.344	12	32	4	11	3	0	0	7	1	0	0	0	0	.371	.438	.809	0	1	1
	Great Lakes (MIDW)	.190	20	58	7	11	1	0	0	4	10	0	16	0	0	.329	.207	.536	0	0	2
2017	Great Lakes (MIDW)	.224	65	219	13	49	12	0	0	23	15	0	35	1	0	.276	.279	.555	0	3	2
2018	Rancho Cucamonga (CALL)	.302	35	96	24	29	5	1	4	19	19	0	15	0	0	.442	.500	.942	0	0	5
2019	Dodgers Mota (ARIZ)	.400	2	5	1	2	0	0	1	2	0	0	1	0	0	.400	1.000	1.400	0	0	0
	Dodgers Lasorda (ARIZ)	.200	2	5	0	1	1	0	0	1	0	0	0	0	0	.200	.400	.600	0	0	0
	Rancho Cucamonga (CALL)	.295	21	61	8	18	4	1	3	13	9	0	14	2	0	.380	.541	.921	1	1	0
2021	Tulsa (TL)	.310	15	42	6	13	0	0	1	7	5	0	11	0	0	.375	.381	.756	0	1	0
	Tulsa (AAACN)	.165	36	115	10	19	5	0	1	9	19	0	18	0	0	.309	.235	.544	1	0	5
2022	Wichita (AACN)	.263	6	19	1	5	1	0	1	5	0	0	7	0	0	.250	.474	.724	0	1	0
	Oklahoma City (AAAW)	.111	2	9	0	1	1	0	0	2	1	0	3	0	0	.200	.222	.422	0	0	0
2022	St. Paul (IL)	.000	1	3	0	0	0	0	0	0	1	0	0	0	0	.250	.000	.250	0	0	0
	Buffalo (IL)	.215	67	209	27	45	14	0	8	28	36	0	64	1	0	.344	.397	.741	1	4	7
Minor Totals		.234	284	873	101	204	47	2	19	120	116	0	185	4	0	.335	.357	.692	3	11	22

TRANSACTIONS

- Selected by the Los Angeles Dodgers in the 31st round of the 2016 First-Year Player Draft
- Traded to the Minnesota Twins in exchange for LHP Andrew Vasquez on Aug. 31, 2021
- Signed by the Toronto Blue Jays on April 14, 2022

PROFESSIONAL CAREER:

MINORS:

- Played his 1st professional season in 2016 with the AZL Dodgers and Class-A Great Lakes...Totaled 32 games between the two levels and slashed .244/.343/.289 with four doubles and 11 RBI...Caught 237.2 clean innings behind the dish and registered 233 putouts and 21 assists in 254 total chances.
- Spent the entirety of his 2017 campaign with Great Lakes, where he roped 12 doubles and drove in 23 runs across 65 games...Collected four multi-RBI efforts and 10 multi-hit games, highlighted by a 3-for-4 performance on May 29 at Lansing...Logged the majority of his innings behind the plate, posting a .993 fielding percentage with four errors in 585 chances...Pitched 1.1 innings and also played 3.2 innings at first base and a pair of frames at third base.
- Limited to 35 games with Advanced-A Rancho Cucamonga due to injury...Slashed .302/.442/.500 with five doubles, a triple, four homers, and 19 RBI...Combined to toss 3.0 innings of scoreless baseball on two hits and one strikeout across two appearances.
- Played across three levels of the Dodgers' system in 2019, including his first stint with Double-A Tulsa...Slashed a combined .301/.372/.496 with five doubles, career high five homers, and 23 RBI...Made his Double-A debut on April 12 and went 1-for-3 with a RBI...Played a total of 15 games with the Quakes and slashed .310/.375/.381 with a home run and seven RBI...Concluded his four stints with Rancho Cucamonga slashing .295/.380/.541 with four doubles, a triple, three homers, and 13 RBI across 21 games.
- Took part in Major League Spring Training with the Dodgers but did not play in 2020 due to the cancelled Minor League season...Worked out at his home for the summer.
- Began the 2021 season with Tulsa before earning a promotion to Triple-A Oklahoma City in May...Traded to the Minnesota Twins in exchange for LHP Andrew Vasquez on Aug. 31...Combined to hit .175 between three Minor League squads.

BIOGRAPHIES

LAST SEASON

HISTORY

RECORDS

OPPONENTS

PLAYER DEV.

MEDIA & MISC.





NON-ROSTER

BERNARD WYNTON

67

OUTFIELDER

BIRTHDATE September 24, 1990
 OPENING DAY AGE 32
 BIRTHPLACE San Diego, CA
 RESIDENCE San Diego, CA
 INSTAGRAM @wyntb24

BATS/THROWS R/R
 HEIGHT/WEIGHT 6-2/195
 CONTRACT STATUS signed thru 2023
 M.L. SERVICE 0.019
 OPTIONS USED 3 of 3

PERSONAL:

- Wynton Bernard.
- His brother, Walter, played professionally in the NFL from 2001-2005 for the Chargers, Colts, and Seahawks...His other brother, Wayne, played professional basketball in Europe from 2002-2018 with stops in Greece, France, Finland, and Germany.
- Appeared on Family Feud in 2011.
- Played three seasons at Niagara University from 2009-2012...Batted .314 in his senior year, notching 17 extra-base hits and driving in 24 runs while stealing 32 bases in 46 games.

LAST SEASON:

- Selected by the Rockies from Triple-A Albuquerque on Aug. 12, his 1st time on an active roster...Prior, had appeared in 11 Minor League seasons, including one season of independent ball for Sugar Land in 2020.
- Went 1-for-3 with a stolen base in his **MLB debut** on Aug. 12 vs. ARI...At 31-years-old, became the 2nd-oldest player to make their debut in franchise history (**Alan Cockrell** debuted on Sept. 7, 1999 at the age of 33)...Became the oldest player in the Majors to record a **hit** and a stolen base in their debut since **Joe Delahanty** in 1907 (debuted at 31-years, 347 days, 25 days older than Bernard at the time of his debut)...Had played in 863 Minor League games prior to making his big league debut.
- Recorded a hit in eight of 12 games with the Rockies, including three multi-hit games, going 12-for-42 (.286)...Had his first career three-hit game on Aug. 23 vs. TEX...Six of his 12 hits were infield singles.
- His 30.1 ft/sec sprint speed was the 8th fastest in the Majors (99th percentile)...Swiped three bases in four attempts.
- Led the Pacific Coast League with a .333 batting average through 108 Triple-A games...Also finished 1st in OPS (.977), 2nd in slugging (.590), 2nd in hits (143), T-2nd in triples (8), T-2nd in extra-base hits (60), 3rd in total bases (253), 3rd in RBI (92), 5th in OBP (.387), 5th in runs (95), 7th in doubles (31), and T-7th in stolen bases (30).
- Became the 2nd Isotope in franchise history to record 20 home runs and 30 stolen bases in a season, joining **Joc Pederson** (2014).
- Named the PCL Player of the Month for July after batting .385/.443/.688 with eight doubles, three triples, five home runs, 25 RBI, and 10 stolen bases in 23 games.

Bold - career high; Red - league high

Year	Club and League	AVG	G	AB	R	H	2B	3B	HR	RBI	BB	IBB	SO	SB	CS	OBP	SLG	OPS	SF	SH	HBP
2012	Padres (ARIZ)	.232	23	56	14	13	3	0	1	9	7	0	14	4	0	.323	.339	.662	0	1	1
2013	Padres (ARIZ)	.400	3	10	1	4	0	0	0	3	0	0	3	2	1	.400	.400	.800	0	0	0
	Eugene (NORW)	.250	39	136	19	34	5	1	1	10	18	0	33	7	4	.333	.324	.657	2	4	1
	Fort Wayne (MIDW)	.200	5	15	1	3	0	1	0	3	1	0	5	1	1	.250	.333	.583	0	0	0
	Lake Elsinore (CALL)	.214	4	14	4	3	0	1	0	0	1	0	2	0	1	.267	.357	.624	0	0	0
2014	West Michigan (MIDW)	.323	131	507	91	164	30	6	6	47	56	1	86	45	19	.394	.442	.836	12	3	5
2015	Erie (EL)	.301	135	534	78	161	29	8	4	36	38	0	73	43	16	.352	.408	.760	11	0	4
2016	Erie (EL)	.308	58	227	38	70	8	4	6	22	27	0	39	13	2	.381	.458	.839	5	2	1
	Toledo (IL)	.235	46	149	18	35	5	1	1	11	10	0	30	10	3	.286	.302	.588	1	1	1
2017	Sacramento (PCL)	.254	82	193	28	49	8	2	2	14	12	0	41	13	1	.303	.347	.650	3	1	2
2018	Tennessee (SOUL)	.295	37	105	13	31	2	0	2	9	10	0	20	14	2	.362	.371	.733	1	0	1
	Iowa (PCL)	.205	61	146	18	30	10	3	1	13	7	0	32	11	2	.247	.336	.583	1	0	1
2019	Tennessee (SOUL)	.323	11	31	3	10	3	0	1	3	6	0	4	2	1	.432	.516	.948	0	0	0
	Iowa (PCL)	.263	41	95	17	25	6	3	1	12	10	1	21	6	3	.333	.421	.754	0	0	0
2021	Albuquerque (AAAW)	.254	100	319	57	81	12	6	7	30	26	0	76	23	2	.319	.395	.714	0	1	5
2022	COLORADO (NL)	.286	12	42	9	12	1	0	0	3	0	0	8	3	1	.286	.310	.596	0	0	0
	Albuquerque (PCL)	.333	108	429	95	143	31	8	21	92	39	0	67	30	5	.387	.590	.977	0	5	2
	Minor Totals	.289	884	2966	495	856	152	44	54	314	268	2	546	224	63	.350	.424	.774	36	18	24
	MAJOR TOTALS	.286	12	42	9	12	1	0	0	3	0	0	8	3	1	.286	.310	.596	0	0	0

TRANSACTIONS

- Selected by the San Diego Padres in the 35th round of the 2012 First-Year Player Draft
- Signed by the Detroit Tigers on March 3, 2014
- Signed by the San Francisco Giants on November 18, 2016
- Signed by the Chicago Cubs on January 31, 2018
- Signed by the Colorado Rockies on January 19, 2021
- Signed by the Colorado Rockies on February 1, 2022
- Signed by the Toronto Blue Jays on January 27, 2023



GAME HIGHS

ML Debut	Aug. 12, 2022 vs. ARI	Stolen Bases	1 – 3x, last: Aug. 20, 2022 vs. SF
Runs	2 – Aug. 16, 2022 at STL	Last ML Home Run	None
Hits	3 – Aug. 23, 2022 vs. TEX	Longest Hitting Streak	4G – Aug. 16-20, 2022
Home Runs	None	Longest On-Base Streak	4G – Aug. 16-20, 2022
RBI	1 – 3x, last: Aug. 24, 2022 vs. TEX	Longest Hitless Streak	6AB – Aug. 20-21, 2022

MILESTONES

Category	Date	Opponent	Pitcher	Notes
Hit	1 Aug. 12, 2022	Arizona	Devenski	Infield Single
RBI	1 Aug. 14, 2022	Arizona	Holton	Groundout
Stolen Base	1 Aug. 12, 2022	Arizona	Devenski	2nd base
			C-Hummel	

PROFESSIONAL CAREER:

MINORS:

- Appeared in 23 games with the AZL Padres in his 1st professional season in 2012, batting .232 (13-for-56) with four extra-base hits and nine RBI.
- In 2013, made stops at four different levels, spending a majority of the season with Class-A (short) Eugene...Combined to appear in 51 games, hitting .251 (44-for-175) with five doubles, three triples, a homer, and 16 RBI.
- Spent the entirety of the 2014 campaign with Detroit's Class-A squad in West Michigan...Hit .324 with 30 doubles, six triples, six homers, and 47 RBI while stealing 45 bases...Named the Midwest League Most Valuable Player while garnering Mid-Season and Post-Season All-Star honours.
- In 2015, played for Double-A Erie, batting .302 with 43 steals over 135 contests...Named a Double-A Eastern League Mid-Season and Post-Season All-Star, as well as a MiLB.com Organization All-Star for the Detroit Tigers.
- Split the 2016 campaign between Erie and Triple-A Toledo in the Tigers organization, combining to bat .279 with 13 doubles, five triples, seven home runs, and 33 RBI while swiping 23 bags.
- Spent the entire 2017 season with Triple-A Sacramento in the San Francisco organization after signing as a Minor League free agent prior to the season...Batted .254 with 12 extra-base hits over 82 games.
- Split the 2018 season between Double-A Tennessee and Triple-A Iowa after signing a Minor League deal with the Cubs in the offseason...Combined to hit .242 with 18 extra-base hits, 22 RBI, and 25 stolen bases.
- Split the 2019 campaign between Tennessee and Iowa before finishing the year with the Sugar Land Skeeters in the Independent Constellation Energy League.
- Did not play any Minor League ball in 2020 due to the COVID-19 pandemic...Suited up for 23 games for Sugar Land, batting .270 with two doubles, two homers, and nine RBI.
- Signed a Minor League deal with the Rockies before the 2021 season, playing the year for their Triple-A team in Albuquerque...Ranked 4th in the Triple-A West with 23 stolen bases and tied for 4th with six triples.

Career-Highs - Statcast

	Speed/Distance	Date
Hardest Hit Ball:	106.6 MPH	Aug. 18, 2022 at STL
Farthest Hit Ball:	344 ft	Aug. 18, 2022 at STL
Top Sprint Speed:	31.2 ft/s	Aug. 12, 2022 vs. ARI

NO SWEEPS

In 1992, the Toronto Blue Jays became only the 6th team in Major League history to complete a season without being swept in a series, joining the 1904 New York Giants, 1905 Philadelphia Athletics, 1910 Chicago Cubs, 1921 Cleveland Indians and the 1943 St. Louis Cardinals.





BERRÍOS

JOSÉ

17

PITCHER

BIRTHDATE May 27, 1994
 OPENING DAY AGE 28
 BIRTHPLACE Bayamón, Puerto Rico
 RESIDENCE Bayamón, Puerto Rico
 INSTAGRAM @jolamakina

BATS/THROWS R/R
 HEIGHT/WEIGHT 6-0/205
 CONTRACT STATUS signed thru 2028
 M.L. SERVICE 6.044
 OPTIONS USED 2 of 3

PERSONAL:

- José Orlando Berríos...Pronounced beh-REE-ohs.
- Husband to Jannieliz and father to Valentina, Sebastian, and Diego José.
- Favourite player growing up was **Iván Rodríguez**...If he wasn't a baseball player, he would be a teacher.
- Was a 2012 graduate of Papa Juan XXIII High School, one of two players from that high school to be drafted, joining C **Rene Rivera** in 2001...Named 2011 Underclass High Honorable Mention and 2012 Rawlings Second-team All-American.
- Was the 14th pitcher selected in the June 2012 draft, 28 spots after his Blue Jays teammate **Kevin Gausman**.
- Played for Puerto Rico in the 2013 World Baseball Classic and made two appearances, going 0-1 with five hits and four earned runs allowed, one walk, and one strikeout in two games.
- Brother-in-law of Tigers infielder **Javier Báez** as their wives are sisters...Was in Báez's wedding party in the winter of 2019.
- Over the winter of 2018-2019, donated gym equipment and \$20,000 to Casa los Forjadores de Esperanza to improve their facilities...The facility is an orphanage in his hometown of Bayamón, Puerto Rico.

LAST SEASON:

- Played his 1st full season as a Blue Jay...The team was 23-9 in his 32 starts.
- Made his 3rd career Opening Day start on April 8 vs. TEX...Lasted 0.1 innings while surrendering four runs on three hits with a pair of walks and a hit batter, marking the shortest outing of his career.
- Earned his 1st win and 1st quality start of the year on April 20 at BOS, tossing 6.0 innings of one-run ball.
- Picked up his 2nd win of the year on April 30 vs. HOU...Tossed 5.2 innings of one-run ball, giving up seven hits and a pair of walks with five strikeouts...The Blue Jays had won each of his first five starts of the season.
- Landed his 3rd win of the year on May 17 vs. SEA...Pitched into the 8th inning for the 2nd time, finishing with 7.0+ scoreless frames (6H, 2BB, 4K)...Was his 1st scoreless outing of the season and his 3rd quality start.
- Earned his 4th win on June 4 vs. MIN, tossing 7.0 innings of two-run ball with the only damage coming off a two-run homer from the 3rd batter of the game...Gave up just three hits on the day with a pair of walks and a career-high [13 strikeouts](#) (12K, 2x)...The 13 punchouts were the most by a Blue Jay hurler since **Robbie Ray's** 13 K's on Sept. 15, 2021 vs. TB.
- Improved to 5-2 on June 10 at DET, throwing a season-high 8.0 innings of one-run ball.
- Picked up his 7th win of the year on July 12 vs. PHI...Surrendered three runs on six hits over 6.0 innings with no walks while tying a career high with [13 strikeouts](#), also doing so earlier in the season (June 4 vs. MIN)...Became the 3rd pitcher in franchise history to strike out at least 13 batters without walking any, joining **Roger Clemens** (4x) and **Robbie Ray** (2x)...
- Induced a season-high 20 swing-and-misses, one off his career high set on June 17, 2019 vs. BOS.
- In six July starts, went 3-0 with a 3.00 ERA (12 ER/36.0 IP), seven walks, and 42 strikeouts.
- The Blue Jays won each of his 13 home starts from Sept. 19, 2021-July 31, 2022, passing **Roy Halladay** (12G from May 31, 2007-April 6, 2008) for the longest streak in franchise history.
- Reached 1,000 career innings after [striking out Taylor Walls](#) to end the 2nd inning on Sept. 12 vs. TB...Became the 6th pitcher born in Puerto Rico to reach the milestone before the age of 29.
- Took the loss on Sept. 27 vs. NYY but fanned **Aaron Hicks** in the 4th inning for his [1,000th career punchout](#)...Became the 5th Puerto Rican-born player to reach 1,000 strikeouts and the fastest to reach the milestone, doing so in 179 games (2nd: **Javier Vázquez** - 182 games).
- Earned his 12th win on Oct. 3 at BAL with 6.0 innings of one-run ball...Equalled his 2021 totals with 32 starts, 12 wins, and 17 quality starts...Has made exactly 32 starts in each of the last four full seasons.

Bold - career high; Red - league high

Year	Club & League	W-L	ERA	G	GS	CG	SHO	SV	IP	H	R	ER	HR	HB	BB	IBB	SO	WP	BK	AVG
2012	Elizabethton (APP)	2-0	1.29	3	3	0	0	0	14.0	8	2	2	1	1	1	0	22	1	0	.163
	Twins (GCL)	1-0	1.08	8	1	0	4	4	16.2	7	2	2	0	0	3	0	27	0	0	.121
2013	Cedar Rapids (MID)	7-7	3.99	19	19	0	0	0	103.2	105	58	46	6	9	40	0	100	13	1	.262
2014	Fort Myers (FSL)	9-3	1.96	16	16	1	1	0	96.1	78	29	21	4	4	23	0	109	5	3	.218
	New Britain (EAS)	3-4	3.54	8	8	1	0	0	40.2	33	17	16	2	2	12	0	28	1	1	.226
	Rochester (INT)	0-1	18.00	1	1	0	0	0	3.0	7	6	6	0	0	3	0	3	0	0	.438
2015	Chattanooga (SOU)	8-3	3.08	15	15	1	1	0	90.2	77	32	31	6	5	24	0	92	0	0	.232
	Rochester (INT)	6-2	2.62	12	12	0	0	0	75.2	59	24	22	6	6	14	0	83	4	1	.212
2016	Rochester (INT)	10-5	2.51	17	17	1	0	0	111.1	74	39	31	8	3	36	0	125	3	0	.191
	MINNESOTA (AL)	3-7	8.02	14	14	0	0	0	58.1	74	56	52	12	5	35	0	49	1	0	.310
2017	Rochester (INT)	3-0	1.13	6	6	0	0	0	39.2	24	8	5	2	0	8	0	39	0	0	.169
	MINNESOTA (AL)	14-8	3.89	26	25	0	0	0	145.2	131	71	63	15	13	48	0	139	7	1	.239
2018	MINNESOTA (AL)	12-11	3.84	32	32	2	1	0	192.1	159	83	82	25	13	61	1	202	2	0	.222
2019	MINNESOTA (AL)	14-8	3.68	32	32	1	0	0	200.1	194	94	82	26	9	51	0	195	8	1	.251
2020	MINNESOTA (AL)	5-4	4.00	12	12	0	0	0	63.0	57	28	28	8	3	26	0	68	5	0	.238
2021	MINNESOTA (AL)	7-5	3.48	20	20	1	0	0	121.9	95	53	47	14	8	32	0	126	3	0	.213
	TORONTO (AL)	5-4	3.58	12	12	0	0	0	70.1	64	30	28	8	7	13	0	78	0	0	.238
	2 TEAMS	12-9	3.52	32	32	1	0	0	192.0	159	83	75	22	15	45	0	204	3	0	.223
2022	TORONTO (AL)	12-7	5.23	32	32	0	0	0	172.0	199	103	100	29	11	45	0	149	3	0	.288
	Minor Totals	49-25	2.77	105	98	4	2	4	591.2	472	217	182	35	30	164	0	628	27	6	.218
	MAJOR TOTALS	72-54	4.24	180	179	4	1	0	1023.2	973	518	482	137	69	311	1	1006	29	2	.248



TRANSACTIONS

- Selected by the Minnesota Twins in the 1st round (32nd overall) of the 2012 First-Year Player Draft
- Traded to the Toronto Blue Jays in exchange for INF Austin Martin and RHP Simeon Woods Richardson on July 30, 2021

GAME HIGHS

ML Debut	April 27, 2016 vs. CLE	ER Allowed	9 – Aug. 6, 2019 vs. ATL
Innings Pitched:		HR Allowed	3 – 7x, last: June 20, 2022 at CWS
Starter	9.0 – 2x, last: June 7, 2018 vs. CWS	Low Hit CG	3 – April 1, 2018 at BAL
Reliever	1.1 – Sept. 29, 2017 vs. DET	Last Win	Oct. 3, 2022 at BAL
Walks:		Last Save	None
Starter	6 – Aug. 9, 2018 at CLE	Last CG	July 19, 2021 at CWS
Reliever	0 – Sept. 29, 2017 vs. DET	Last ShO	April 1, 2018 at BAL
Strikeouts:		Last Start	Oct. 3, 2022 at BAL
Starter	13 – 2x, last: July 12, 2022 vs. PHI	Last Relief App.	Sept. 29, 2017 vs. DET
Reliever	1 – Sept. 29, 2017 vs. DET	Longest Win Streak	5G – April 14-May 7, 2019
Hits Allowed	12 – May 13, 2019 vs. LAA	Longest Losing Streak	4G – Aug. 25-Sept. 16, 2016
		Scoreless Innings Streak	17.0 – July 24-Aug. 7, 2021

MILESTONES

Category	Date	Opponent	Notes
Start	1 April 27, 2016	Cleveland	L - 4.0 IP, 6H, 5ER, 0HR, 2BB, 5K
Win	1 May 2, 2016	at Houston	5.1 IP, 3H, 2ER, 5BB, 8K
ShO (1)	1 April 1, 2018	at Baltimore	9.0 IP, 3H, 1BB, 6K
10+ Strikeout Games (15)			
	15 July 12, 2022	Philadelphia	13 strikeouts

PROFESSIONAL CAREER:

MINORS:

- In 2012, named Twins Minor League Pitcher of the Month for August, going 3-0, 0.90 ERA (2 ER/20.0 IP) with 29 strikeouts and nine hits allowed in four starts.
- Ranked 6th-best prospect in Twins organization by Baseball America entering 2013 season.
- Named a 2013 Midwest League Mid-Season All-Star...Named 90th best prospect in baseball by MLB.com and 75th best by BaseballProspectus.com entering 2014.
- In 2014, was named Florida State League Mid- and Post-season All-Star...Started for the World Team in the SiriusXM Futures Game July 13 at Target Field, pitching 1.0 perfect inning...Combined to go 12-8, 2.76 ERA (43 ER/140.0 IP) with 140 strikeouts and 38 walks in 25 starts between all three stops...Recipient of the Jim Rantz Award as Twins Minor League Pitcher of the Year.
- In 2015, named Southern League Midseason All-Star while pitching for Chattanooga...Started for the World Team in the SiriusXM Futures Game for the second straight season, July 12 at Great American Ball Park, pitching 1.0 shutout inning with one walk allowed...Led all of Minor League Baseball in strikeouts and tied for 9th in wins...Named Triple-A All-Star and Minor League All-Star by Baseball America...Recipient of the Jim Rantz Award as Twins Minor League Pitcher of the Year for the second straight season, becoming the 1st back-to-back winner of the award.

2016:

- Made his **MLB debut** in a start April 27 vs. CLE, allowing five runs on six hits in 4.0 innings pitched and was dealt the loss... At 21 years, 336 days, he became the youngest Twins pitcher to debut as a starter since **Pat Mahomes** (21 years, 247 days) on April 12, 1992 against TEX.
- Earned his 1st Major League win May 2 at HOU, allowing two runs on three hits in 5.1 innings pitched, with five walks and eight strikeouts.
- Made 14 starts for the Twins throughout the season, going 3-7 with an 8.02 ERA.

2017:

- Became the 3rd Twins pitcher in last 30 years to pitch into the 8th and win each of first two starts (**Brad Radke** in 2001 and **Andrew Albers** in 2013).
- Won six of his first seven decisions from May 13-June 21...According to Elias, became the 2nd Twins pitcher since 1980 to win at least six of his first seven appearances in one season (**Brad Radke** in 2001)...Became the 1st pitcher in franchise history (1901-present) to win six games that early in the calendar year after not pitching in the majors in April.
- Went 9-1 with a 2.41 ERA (18 ER/67.1 IP) in 11 home games (10 starts) and 5-7, 5.17 ERA (45 ER/78.1 IP) in 15 road starts...Held right-handed hitters to a .222 batting average and left-handers to a .260 average.
- Pitched in relief in AL Wild Card Game October 3 at NYY, allowing three runs on five hits in 3.0 innings pitched and was dealt the loss.

2018:

- Reached 200 strikeouts for the season, the 21st time in club history for a pitcher to do so (8th different pitcher), and the first Twin to reach 200 strikeouts since **Francisco Liriano** in 2010 (201)...Finished with 202 strikeouts, the most for a Twin since **Johan Santana** had 235 in 2007.
- Led the Twins in wins (12), complete games (2), and strikeouts (202)...Tied for 1st in starts (32) and ranked 2nd in innings pitched (192.1).
- Given Joseph W. Haynes Award for Twins Pitcher of the Year, voted on by the Twin Cities Chapter of the BBWAA...Also awarded the Carl R. Pohlad Community Service Award.
- Made his season debut on April 1 at BAL, pitching his 1st career complete game shutout, allowing three hits with one walk and six strikeouts.
- Went 9-7 with a 3.68 ERA (52 ER/127.1 IP) in 20 starts pre-All-Star Break and was selected to his 1st All-Star Game where he pitched 1.0 hitless inning with a walk.



2019:

- Was the Opening Day starter on March 28 vs. CLE, pitching 7.2 scoreless innings with two hits allowed, one walk, and 10 strikeouts...Set a club record for strikeouts by an Opening Day starter, surpassing the previous high of eight done by **Brad Radke** (1996), **Bert Blyleven** (1975), and **Dean Chance** (1968).
- Named to the American League All-Star team for the 2nd straight season...Tossed 1.0 frame with one hit and two strikeouts.
- Set the Twins club record for most strikeouts (559) through first 100 career games, surpassing **Bert Blyleven**, who struck out 553 through 100.
- Earned 1st career postseason start (2nd appearance) in Game 1 of the ALDS at NYY on Oct. 4, allowing three runs (one earned) on four hits with three walks and six strikeouts in 4.0 innings.

2020:

- Named the Twins' Opening Day starter for 2nd straight year and the 2nd time in his career.
- Went 4-1 with a 2.57 ERA (8 ER/28.0 IP) in Interleague Play...The four wins were tied for the most in the majors, and the most by a Twin since **Phil Hughes** had four in 2014.
- Led the club in games started (12), while ranking 2nd in innings pitched (63.0), quality starts (4), and pitching WAR (1.1).
- Started Game 2 in AL Wild Card Sept. 30 vs. HOU, allowing one run on two hits in 5.0 innings pitched with two walks and four strikeouts as the Twins lost, 3-1.

2021:

- His 3.52 ERA was 5th best in the AL while his 192.0 innings pitched ranked 2nd.
- Set a career high with 204 strikeouts, good for 5th in the AL.
- His overall opponents' average of .223 ranked 4th in the AL...Kept right-handed hitters to .193 (71-for-368), 9th in the AL.
- His five defensive runs saved were tied for the 3rd most among all pitchers (**Dallas Keuchel** - 12, **Max Fried** - 6)...His three pickoffs were tied for tops in the AL and tied for 8th most in MLB.
- Went 5-4 with a 3.58 ERA in his 12 starts for the Blue Jays.
- Made his season debut and earned the win on April 3 at MIL with 6.0 hitless innings...Struck out [12 batters](#) without issuing a walk...The 12 strikeouts matched **Camilo Pascual** (April 14, 1961) for most K's by a Twins starting pitcher in his season debut.
- Fanned **Seth Brown** for his [700th career strikeout](#) in the 5th inning on May 15 vs. OAK...Became the 15th Twin to reach 700 strikeouts and the 28th Twin to reach 700.0 innings pitched.
- Picked up the win on June 12 vs. HOU with 7.0 innings and two runs allowed...Was his 32nd career victory at Target Field, tied with former Twin **Kyle Gibson** for most in the ballpark's history.
- Took a no-decision on July 11 vs. DET, working 7.0 innings and allowing four runs on three hits (4BB, 8K) in a game the Twins ultimately won in extra innings, 12-9...Worked at least 7.0 innings in back-to-back starts for the first time since Sept. 10-16, 2019.
- Shouldered his 4th loss of the season on July 19 at CWS in the 2nd game of a doubleheader, despite recording his 4th career complete game in a 5-3 Twins loss...Tossed 6.0 innings, allowing five runs on four hits (3 HR) with a walk and eight strikeouts...Gave him three straight starts of at least eight punchouts in the same season for the 3rd time in his career (last: Sept. 14-28, 2018).
- Made his last start for the Twins on July 24 vs. LAA, throwing 7.0 innings with two unearned runs on three hits with four strikeouts and no walks...Was his 2nd ER-free start of 2021 (April 3 at MIL).
- Acquired by Toronto from Minnesota on July 30 in exchange for **Austin Martin** and **Simeon Woods Richardson**.
- Won his Blue Jays debut on Aug. 1 vs. KC, throwing 6.0 scoreless innings with five hits, a walk, three hit batters, and [seven strikeouts](#)...Became the 13th player all-time to throw 6.0+ scoreless innings in his Blue Jays debut.
- Took a no-decision in Game 2 of a doubleheader on Aug. 7 vs. BOS...Threw 6.0 innings of one-run ball with five hits, no walks, and six strikeouts...Over his last three starts, held a 0.47 ERA (1 ER/19.0 IP) with 13H, 1BB, and 17K.
- Picked up his 2nd win as a Blue Jay on Aug. 29 at DET, giving up an unearned run and six hits over 7.0 frames with no walks and 11 strikeouts...Became the 3rd player in franchise history to go 7.0+ IP with 0ER, 0BB, and 11+ K's in a start, joining **Rogers Clemens** (2x) and **Chris Carpenter**.
- Took the loss on Sept. 14 vs. TB, despite tossing 7.0 innings of one-run ball with four hits, no walks, and four strikeouts.
- Bested his former mates on Sept. 19 in his first meeting with the Twins since being traded to the Blue Jays on July 30...Gave up three runs on four hits over 6.2 innings with a walk and six strikeouts.
- Named 2021 Pitcher of the Year for the Twins, going 7-5 in 20 starts with a 3.48 ERA...Accepted the award at a ceremony while in Minneapolis.
- Took the no-decision on Sept. 29 vs. NYY, giving up three runs on four hits over 6.0 innings with no walks and seven strikeouts...Marked his 7th straight quality start, and his 9th in 12 outings with Toronto.

Statcast Data

	2022	Career
Strikeout %:	19.8	23.2
Walk %:	6.0	7.1
Hard Hit %:	43.8	35.9
Fastest Pitch:	97.9 MPH	Sept. 14, 2017 vs. TOR





BICHETTE BO

11
INFILDER

BIRTHDATE March 5, 1998
OPENING DAY AGE 25
BIRTHPLACE Orlando, FL
RESIDENCE St. Petersburg, FL
INSTAGRAM @boflows

BATS/THROWS R/R
HEIGHT/WEIGHT 6-0/190
CONTRACT STATUS signed thru 2025
M.L. SERVICE 3.063
OPTIONS USED 0 of 3

PERSONAL:

- Bo Joseph Bichette.
- Son of four-time All-Star **Dante Bichette** who played for California, Milwaukee, Colorado, Cincinnati, and Boston over 14 Major League seasons (1988-2001).
- Played on a Florida Travel Baseball team with former Blue Jays teammates **Forrest Wall** and **Sean Reid-Foley** in 2013.
- Attended Lakewood High School in St. Petersburg, FL.
- Heading into 2018, was ranked as the 8th overall MLB prospect by Baseball America, 14th by MLB, and 19th by Baseball Prospectus.
- Ranked as Toronto's 2nd-best prospect and the 8th overall prospect by Baseball America going into 2019...Ranked 11th overall by MLB and 12th overall by Baseball Prospectus.
- Named Toronto's nominee for the Roberto Clemente Award in 2021 and 2022.
- This past February, built a community partnership to help underserved youth in St. Petersburg known as "St. Pete PAL x Wildwood Baseball Powered by Bo Bichette."

LAST SEASON:

- His 189 hits were the most among AL batters...Became the 1st player in franchise history to lead the AL in hits in multiple seasons (191 in 2021)...Also ranked T-2nd in doubles (43), T-3rd in total bases (306), T-6th in extra-base hits (68), and T-8th in RBI (93).
- Set personal bests with 43 doubles and 41 walks.
- Launched his 1st homer of the year on April 9 vs. TEX, a solo blast travelling 425 feet in the 5th.
- Broke a 2-2 tie in the 8th inning on April 25 vs. BOS with his 1st career [grand slam](#), the 1st slam by a Blue Jay in 2022.
- Drilled his 5th and 6th homers of the season on May 21 vs. CIN, his 6th career multi-HR game...All six dingers had tied the game or given Toronto the lead.
- Belted his 7th home run on May 29 at LAA, a game-tying solo blast in the 8th inning...Marked his 1st road homer since Sept. 11, 2021 (2) at BAL.
- Went 2-for-4 on June 10 at DET with his 15th double and his 10th longball...Became the 3rd AL player in 2022 with 10+ homers and 15+ doubles (**José Ramírez, Rafael Devers**).
- Connected for his 2nd career [grand slam](#) on June 22 at CWS, also doing so earlier in the season on April 25 vs. BOS.
- Strung together a career-high [13-game hitting streak](#) from June 27-July 8, going 15-for-54 (.278) with six extra-base hits and six RBI (.742 OPS).
- Plated a run with a sac fly in the 6th inning on July 30 vs. DET, marking the 200th RBI of his career...Became the 6th-fastest shortstop to reach 200 RBI in the post-war era, doing so in 334 games.
- Drove in all three Toronto runs on Aug. 6 at MIN, going 2-for-4 with his 15th HR.
- Crushed his 16th and 17th homers on Aug. 9 at BAL, his 2nd multi-HR game of the season (7th career)...Had driven in eight runs in his last four games.
- Set a career high with his 31st double of the year on Aug. 26 vs. LAA (30 in 2021).
- Crushed a trio of [home runs](#) for his 1st career three-homer game on Sept. 5...Went 6-for-10 with three homers and seven RBI between the two games of the doubleheader, becoming the 1st shortstop in AL history with 6+ hits and 3+ home runs in a single day.
- Went 4-for-5 with his 22nd home run on Sept. 6 at BAL, his 4th longball in the last two games and 5th in the last six contests...Marked his 5th career game with at least four hits (last: Sept. 5, 2021 vs. OAK)...Became the 13th player (17th time) in franchise history to notch 3+ hits in three straight games.
- Notched his 1st triple of the year to go with his 23rd home run on Sept. 9 at TEX, finishing the game 2-for-4 with three RBI...Marked his 5th home run in the last four games.
- Picked up 3 doubles in a game for the 1st time in his career on Sept. 10 at TEX.
- Reached base in all 10 games of a road trip from Sept. 2-11, going 22-for-44 (.500) with six doubles, one triple, six home runs, and 18 RBI (1.175 SLG)...His 18 RBI were the most ever by a shortstop on a single road trip of no more than 10 games, surpassing Montreal's **Hubie Brooks** (15 RBI in 1987).
- Named AL Player of the Week for Sept. 5-11, his 1st career nod...Batted .500 (16-for-32) across seven contests with four doubles, a triple, five home runs, and 13 RBI (1.156 SLG).
- Drove in all three Toronto runs with an RBI single and a two-run homer, his 24th, on Sept. 12 vs. TB...Was his team-leading 10th go-ahead HR this season.
- Recorded his 42nd [double](#) of the campaign on Sept. 22 at TB, the most ever by a Blue Jays shortstop, surpassing **Tony Fernández** (41 in 1988).
- Went 48-for-119 (.403) with 11 doubles, one triple, seven home runs, and 27 RBI over 28 games in Sept. (.689 SLG, 1.134 OPS)...Led all MLB hitters in Sept. in hits, extra-base hits, RBI, and total bases...His 48 knocks were the most ever by a Blue Jay in any calendar month (**Tony Fernández** - 47 in June 1986; **Lloyd Moseby** - 47 in Aug. 1983).
- Picked up his 1st career postseason hit with a [single](#) in the bottom of the 3rd during Game 1 of the ALWC vs. SEA on Oct. 7.

BIOGRAPHIES

LAST SEASON

HISTORY

RECORDS

OPPONENTS

PLAYER DEV.

MEDIA & MISC.



Bold – career high; Red – league high

Year	Club and League	AVG	G	AB	R	H	2B	3B	HR	RBI	BB	IBB	SO	SB	CS	OBP	SLG	OPS	SH	SF	HBP
2016	GCL Blue Jays (GCL)	.427	22	82	21	35	9	2	4	36	6	0	17	3	0	.451	.732	1.183	0	3	0
2017	Lansing (MID)	.384	70	284	60	109	32	3	10	51	28	0	55	12	3	.448	.623	1.071	0	0	5
	Dunedin (FSL)	.323	40	164	28	53	9	1	4	23	14	2	26	10	4	.379	.463	.842	0	2	2
2018	New Hampshire (EAS)	.286	131	539	95	154	43	7	11	74	48	1	101	32	11	.343	.453	.796	1	5	2
2019	Dunedin (FSL)	.545	4	11	4	6	2	0	0	1	5	0	3	1	0	.688	.727	1.415	0	0	0
	Buffalo (INT)	.275	56	222	34	61	16	2	8	32	19	0	48	15	5	.333	.473	.806	1	1	1
	TORONTO (AL)	.311	46	196	32	61	18	0	11	21	14	0	50	4	4	.358	.571	.929	0	1	1
2020	TORONTO (AL)	.301	29	123	18	37	9	1	5	23	5	1	27	4	1	.328	.512	.840	0	0	0
2021	TORONTO (AL)	.298	159	640	121	191	30	1	29	102	40	0	137	25	1	.343	.484	.828	0	4	6
2022	TORONTO (AL)	.290	159	652	91	189	43	1	24	93	41	0	155	13	8	.333	.469	.802	0	2	2
Minor Totals		.321	323	1302	242	418	111	15	37	217	120	3	250	73	23	.380	.515	.894	2	11	10
MAJOR TOTALS		.297	393	1611	262	478	100	3	69	239	100	1	369	46	14	.340	.491	.831	0	7	9

ALL-STAR GAME RECORD

Year	League and City	AVG	G	AB	R	H	2B	3B	HR	RBI	BB	IBB	SO	SB	CS	OBP	SLG	OPS	SH	SF	HBP
2021	AL at COL	.000	1	1	0	0	0	0	0	0	0	0	1	0	0	.000	.000	.000	0	0	0

WILD CARD RECORD

Year	Club and Opp.	AVG	G	AB	R	H	2B	3B	HR	RBI	BB	IBB	SO	SB	CS	OBP	SLG	OPS	SH	SF	HBP
2020	TOR vs. TB	.000	2	6	0	0	0	0	0	1	1	0	1	0	0	.125	.000	.125	0	1	0
2022	TOR vs. SEA	.250	2	8	1	2	1	0	0	1	0	1	0	1	0	.333	.375	.708	0	0	0
TOTALS		.143	4	14	1	2	1	0	0	1	2	0	2	1	0	.235	.214	.449	0	1	0

HOME RUN BREAKDOWN

Total	ONE GAME										PH	RHP	LHP	
	H	A	2	3	4	GS	LO	XN	IP					
69	29	40	7	1	0	2	3	1	0	0	0	0	51	18

TRANSACTIONS

- Selected by the Toronto Blue Jays in the 2nd round of the 2016 First-Year Player Draft
- On injured list (right knee sprain) from August 16-September 12, 2020

GAME HIGHS

ML Debut	July 29, 2019 at KC	Stolen Bases	2 – 2x, last: May 6, 2021 at OAK
Runs	5 – June 13, 2021 at BOS	Last ML Home Run	Sept. 12, 2022 vs. TB
Hits	5 – Aug. 12, 2020 vs. MIA	Longest Hitting Streak	13G – June 27-July 8, 2022
Home Runs	3 – Sept. 5, 2022 at BAL (2)	Longest On-Base Streak	21G – June 19-July 18, 2021
RBI	5 – 3x, last: Sept. 5, 2022 at BAL (2)	Longest Hitless Streak	16AB – April 23-28, 2021

MILESTONES

Category	Date	Opponent	Pitcher	Notes
Hit	1 July 29, 2019	at Kansas City	Keller	Single
Home Run	1 July 31, 2019	at Kansas City	Junis	1R
Multi-HR Game (7)				
	1 Aug. 20, 2019	at Los Angeles (NL)	Kershaw, Kershaw	1R, 1R
	2 Sept. 5, 2019	at Tampa Bay	Pruitt, Drake	1R, 2R
	3 April 6, 2021	at Texas	Dunning, Bush	1R, 1R
	4 April 14, 2021	New York (AL)	Kluber, Green	1R, 1R
	5 Sept. 29, 2021	New York (AL)	Cole, Holmes	1R, 1R
	6 May 21, 2022	Cincinnati	Greene, Cessa	1R, 2R
	7 Aug. 9, 2022	at Baltimore	Bradish, Baker	1R, 3R
3-HR Game	1 Sept. 5, 2022 (2)	at Baltimore	Vespi, Zimmermann (2)	3R, 1R, 1R
Grand Slam HR				
	1 April 25, 2022	Boston	Danish	8th inning
	2 June 22, 2022	at Chicago (AL)	Giolito	4th inning
Leadoff HR				
	1 Aug. 20, 2019	at Los Angeles (NL)	Kershaw	—
	2 Sept. 5, 2019	at Tampa Bay	Pruitt	—
	3 Sept. 9, 2021	at New York (AL)	Cortes Jr.	—
Walk-off HR				
	1 Sept. 13, 2019	New York (AL)	Lyons	1R, 12th inning
	2 April 14, 2021	New York (AL)	Green	1R, 9th inning
Extra-Inning HR				
	1 Sept. 13, 2019	New York (AL)	Lyons	1R, 12th inning
RBI				
	1 July 31, 2019	at Kansas City	Junis	HR, 1R
Stolen Base				
	1 Aug. 6, 2019	at Tampa Bay	Roe	3rd base, part of DS
			C-d'Arnaud	



PROFESSIONAL CAREER:

MINORS:

- Began his pro career in 2016 with 22 games for the GCL Blue Jays...Batted .427 with a 1.183 OPS while driving in 36 runs en route to a Post-Season All-Star selection.
- Started the 2017 season with Class-A Lansing and slashed .384/.448/.623 over 70 contests...Was a Futures Game Selection and a Mid-Season All-Star.
- Jumped up to Advanced-A Dunedin in July of 2017 and played 40 games there to round out his season...Hit .323 (53-for-164) while with Dunedin, including 14 extra-base hits and 23 RBI.
- His honours at the end of 2017 included MiLB.com Organizational All-Star, Post-Season All-Star, MiLB.com Fans' Choice for Breakout Prospect, MiLB.com Staff Choice for Best Offensive Player, Baseball America Minor League All-Star, Baseball America Low Class-A All-Star, Midwest League MVP, and Midwest League Prospect of the Year.
- Played his entire 2018 campaign for Double-A New Hampshire...Slashed .286/.343/.453 with 61 extra-base hits and 32 steals over 131 games...Named an Eastern League Mid-Season All-Star and was a Futures Game Selection...Started at shortstop and went 1-for-3 to help the U.S. Futures to a 10-6 victory.
- Ranked 1st in the Eastern League in hits (154), 1st in doubles (43), 1st in runs (95), 1st in total bases (244), T-1st in triples (7), 2nd in steals (32), T-5th in RBI (74) and 10th in batting average (.286)...Batted .346 (9-for-26) in six playoff games, including a double, two RBI and three stolen bases as the Fisher Cats claimed the Eastern League Championship.
- At the end of the season, was named an Eastern League Post-Season All-Star and an MiLB.com Organizational All-Star.

2019:

- Became the 1st player in team history to start his career with a hitting streak of 11 games, ahead of **Jesse Barfield** (8G in 1981) and **Ryan Goins** (8G in 2013)...Was also the 3rd longest by a player 21 years old or younger to begin a career, behind **Rocco Baldelli** (13G in 2013) and **Eddie Murphy** (12G in 1912)...Hit .408 (20-for-49) with nine doubles and four homers over that 11-game stretch.
- Went 16-for-42 (.381) when leading off the 1st inning (5-2B, 2HR, 3BB)...His .381 AVG in such at-bats led the Majors (min. 40 PA) and was the 7th highest by a rookie dating back to 1974 (when leadoff stats were first recorded)...His 1.065 OPS leading off for his team was 3rd highest that season and 3rd highest by a rookie all-time (*courtesy STATS*).
- The 17-game on-base streak to start his career was the longest in team history (**Aaron Hill** - 9G in 2005) and tied for the 2nd longest all-time to begin a career by a player 21 or younger (**Rocco Baldelli** - 24G in 2003; **Bill Russell** - 17G in 1969).
- His 29 extra-base in his first 43 games tied **Ryan Braun** (2007) for the 2nd most ever in a player's first 43 career games, trailing only **Joe DiMaggio** (31 in 1936).
- Had his contract selected from Triple-A Buffalo on July 29 and made his **MLB debut** that night at KC...**Singled** in his 1st at-bat, becoming the 33rd player in team history to pick up a hit in his 1st career AB.
- Hit his **1st home run** off of **Jakob Junis** on July 31 at KC, doing so at 21 years and 148 days old to become the youngest player in team history to homer from the leadoff spot...Also doubled and singled for his 1st **three-hit game**...Tied a team record with six hits in his first three career games (5th time).
- Connected for his **2nd home run** on Aug. 4 at BAL, batting ahead of **Cavan Biggio**, forming the 1st set of rookie back-to-back home runs in team history.
- On Aug. 5 at TB, **homered** again, doing so in back-to-back games for the 1st time in his career...Became the 2nd Blue Jay all-time to hit three home runs in his first eight career games, joining **Carlos Delgado** (1993).
- Singled and doubled on Aug. 6 at TB, becoming the 1st player in MLB history to record 10 extra-base hits in his first nine games (7-2B, 3-HR), surpassing **Alvin Davis** (9 in 1984), **Trevor Story** (9 in 2016) and **Pete Alonso** (9 in 2019).
- Recorded his **4th home run** on Aug. 8 vs. NYY...Became the 8th Blue Jay to homer in his Rogers Centre debut.
- Had a **double** in nine straight games from July 31-Aug. 8, surpassing **Derrek Lee** (8G in 2000) and **Yadier Molina** (8G in 2016) for the longest in Major League history.
- His nine-game extra-base hit streak from July 31-Aug. 8 (9-2B, 4-HR) was the longest by a rookie since **Ted Williams** in 1939 (4th rookie all-time to do so).
- Singled twice and doubled twice on Aug. 12 vs. TEX for his 1st career **four-hit game**...Gave him 15 extra-base hits, the most in a player's first 15 career games in MLB history.
- At 21 years and 168 days old on Aug. 20 at LAD, established himself nationally in Los Angeles with two home runs off of **Clayton Kershaw**...Became the youngest Blue Jay all-time to hit a **leadoff home run**...In the 6th inning, hit his **2nd homer** off of **Kershaw** (6th player to ever do so) for his 1st career multi-HR game.
- Finished a triple shy of the cycle on Aug. 24 at SEA and joined **Carlos Delgado** as the only Blue Jays to record eight home runs in their first 25 career games.
- Registered 39 hits in August, the most by a Toronto rookie in any calendar month (**Alex Rios**, **Reed Johnson**, **Steve Stagg** - 34), and the most by any Blue Jays batter since **Melky Cabrera** had 40 in April of 2014.
- Recorded his 2nd **multi-HR** game on Sept. 5 at TB...Became the 4th Blue Jays rookie to hit two leadoff home runs in a season, joining **Rick Bosetti** (1978), **Reed Johnson** (2003) and **Devon Travis** (2015)...Hit 10 homers in his first 34 MLB games, the most by any Blue Jay (**Carlos Delgado** - 8; **Brett Lawrie** - 8)...His **leadoff home run** came on the 13th pitch, the first leadoff homer in a plate appearance of at least 13 pitches since **Dave Martinez** hit the 15th pitch out for the Expos on June 23, 1989 at CHC...Marked the first Toronto homer on the 13th pitch or more since **Dave Berg** (13) on July 8, 2004 vs. SEA.
- Hit his 1st career **walk-off home run** in the 12th inning off **Tyler Lyons** on Sept. 13 vs. NYY, which was also his 1st career extra-inning home run...At 21 years, 192 days old, became the youngest Blue Jay ever to hit a walk-off homer, ahead of **Wille Canate** (21.219 on July 18, 1993 vs. KC), and the youngest to hit an extra-inning blast, ahead of **Brett Lawrie** (21.230 on Sept. 5, 2001 vs. NYY)...Also singled, doubled and drew a walk as part of a 3-for-5 night.
- Was **hit by a pitch** on Sept. 19 vs. BAL by **Gabriel Ynoa** and missed the remainder of the season due to concussion symptoms.



2020:

- Doubled [twice](#) on July 30 at WAS, becoming the 6th player in MLB history with 20+ doubles in his first 50 career games.
- Hit his [1st home run](#) of 2020 on Aug. 6 at ATL...Was his 12th career homer, reaching the dozen homer mark the fastest in team history (53 games).
- Hit Toronto's [1st home run](#) at Sahlen Field in Buffalo, NY, on Aug. 11 vs. MIA...Homered in back-to-back games for the 1st time in 2020.
- Set a career high with [five hits](#) as he homered and singled four times on Aug. 12 vs. MIA...At 22 years old, became the youngest player in team history with a five-hit game, ahead of **Roy Howell** (23 in 1977), and the youngest to homer in three straight games...Also swiped two bases, becoming the only shortstop in the modern era with five hits, a home run and two stolen bases in the same game...The previous MLB player to accomplish such a feat was **Andrew McCutchen** on May 14, 2010 at CHC (5H, 1HR, 2SB).
- Belted a [three-run homer](#) on Aug. 14 vs. TB, becoming the youngest player in team history to homer in four consecutive games...Became just the 3rd player ever to record 38+ XBH in his first 59 games (**Joe DiMaggio** - 46; **Cody Bellinger** - 38).
- Went seven consecutive games with an extra-base hit and an RBI from Aug. 6-14, the longest streak by a shortstop since 1920 - when RBI became an official stat.
- Placed on the injured list with a right knee sprain from Aug. 16-Sept. 11...Among AL hitters at the time of his injury, ranked 2nd in AVG (.361), 4th in OPS (1.063), and 5th in SLG (.672).
- Strung together a 10-game hitting streak around his IL stint from Aug. 5-Sept. 12 (17-for-40, 2-2B, 5 HR, 11 RBI), one shy of his career best (11G from July 29-Aug. 8, 2019).
- Recorded his [1st career triple](#) on Sept. 20 at PHI...Also doubled giving him 42 career extra-base hits, tied for 5th most in MLB history by a player in his first 69 MLB games, behind **Joe DiMaggio** (50), **Ted Williams** (44), **José Abreu** (43) and **Bob Meusel** (43).
- Made his postseason debut in Game 1 of the ALWC on Sept. 29 at TB...Drove in Toronto's lone run with a [sac fly](#) in the 8th inning...Became the 2nd youngest player in franchise history to pick up a playoff RBI (**Junior Felix** - 22 in Game 3 and Game 4 of the 1989 ALCS vs. OAK).


2021:

- Tied for 1st in MLB (Trea Turner) with 58 multi-hit games while 2nd with 191 hits, T-9th with 310 total bases, 15th with a .298 AVG, and T-15th with 102 RBI...His 25 stolen bases were tied for 9th most (1 CS).
- His 121 runs scored were the 2nd most in MLB, trailing only his teammate, **Vladimir Guerrero Jr.** (123).
- Led AL batters with 191 hits.
- Named an All-Star for the 1st time in his career, a reserve at shortstop...Went 0-for-1 while playing 4.0 innings at short.
- Became the only player in MLB history with 30+ HR, 200+ H, 20+ SB, 40+ 2B, 100+ RBI, 100+ R, and a .300 AVG in his first 162 career games.
- Doubled on April 4 at NYY for his [100th career hit](#) in what was his 78th game, setting the franchise record for fewest games to reach 100 career hits (2nd: **Alex Rios** - 85 games).
- Hit his first two home runs of the season on April 6 at TEX, his [3rd career multi-homer game](#)...Gave him a franchise-best 18 homers in his first 80 career games (2nd: **Fred McGriff** - 16)...His 47 XBH tied for 6th most in MLB history by a player in his first 80 games (9th with 187 total bases).
- Recorded a career-high [five RBI](#) on April 10 vs. LAA, tied for the most in a single game by a Blue Jays shortstop (last: **Troy Tulowitzki** - Aug. 10, 2016 vs. TB).
- Tied a career-high with an 11-game hitting streak from April 3-14 (also: July 29-Aug. 9, 2019)...Went 16-for-45 (.356) with four doubles, four homers, and 10 RBI over that stretch (1.099 OPS).
- [Homered twice](#) on April 14 vs. NYY, including his [2nd career walk-off](#) home run in the bottom of the 9th (also: Sept. 13, 2019 vs. NYY)...Was his 2nd multi-homer game of the season and 4th of his career.
- Drilled his [7th home run](#) on April 30 vs. ATL, tied for the most by a Blue Jays shortstop in the month of April (also: **Alex Gonzalez** in 2010)...Homered in consecutive games for the 3rd time in his career.
- Followed a **Marcus Semien** leadoff home run with his [9th longball](#) on May 16 vs. PHI...Marked the 5th time in team history that the first two batters of a game homered (last: **Curtis Granderson** & **Lourdes Gurriel Jr.** on July 27, 2018 at CWS).
- Swatted a [home run](#) in [both games](#) of the doubleheader on May 27 at NYY, the 12th player in Blue Jays history to do so.
- Set a career high with his [12th homer](#) of the year on June 12 at BOS, eclipsing the 11 bombs he hit in 2019...The blast travelled 468 feet, the farthest hit ball of his career.
- Went 4-for-5 with a walk and five runs scored on June 13 at BOS, becoming the 3rd player in franchise history with a four-hit, five-run game (**Orlando Hudson** - May 13, 2004 vs. BOS; **Josh Donaldson** - May 26, 2015 vs. CWS)...Cranked his [13th longball](#), homering in consecutive games for the 3rd time in 2021 (5th career)...Was his 1st four-hit game of the season.
- Became the fastest player in franchise history to [30 career home runs](#) with a blast on June 15 vs. NYY, doing so in his 140th game (2nd: **Lourdes Gurriel Jr.** - 143 games).
- Had a career-long 21 game on-base streak from June 19-July 18 (1)...Went 30-for-86 (.349) with four doubles, two home runs, and 17 RBI over that span.
- Launched a [two-run home run](#) on July 30 vs. KC, his 19th bomb of the year...Marked the most homers by a Blue Jays shortstop in the team's first 100 games of a season (**Alex Gonzalez** - 17 HR in 2010).
- Crushed his [20th longball](#) on Aug. 5 vs. CLE, his 10th go-ahead shot of the season...At 23 years of age, became the youngest shortstop in team history to reach the 20-homer mark in a season (2nd: **Tony Batista** - 25 years old in 1999).
- Went 2-for-5 on Aug. 28 at DET with an RBI and his 20th stolen base of the year...Joined **Paul Molitor** (20-for-20 in 1994) as the only Blue Jays ever with 20 straight successful stolen base attempts to start a season.
- Led off the night on Sept. 9 at NYY with his [22nd homer](#), his 1st leadoff bomb of the year (3rd career).
- Drilled his [25th home run](#) on Sept. 15 vs. TB while picking up a career-high-tying five RBI.
- Hit his [27th](#) and [28th](#) bombs on Sept. 29 vs. NYY, the most in a season by a Toronto shortstop (**Tony Batista** - 26 HR in 1999)...Reached 100 RBI for the 1st time in his career...Was his 3rd multi-homer game of the year and the 5th of his career.
- Went 2-for-3 on Sept. 30 vs. NYY with his 25th stolen base of the year...Became the 3rd player in team history with 25+ SB, 25+ HR, and 100+ RBI in a season, joining **Jose Canseco** (1998) and **Shawn Green** (1998).

Career-Highs - Statcast

	Speed/Distance	Date
Hardest Hit Ball:	115.5 MPH	April 17, 2021 at KC
Farthest Hit Ball:	468 feet	June 12, 2021 at BOS
Top Sprint Speed:	30.1 ft/s	Aug. 27, 2019 vs. ATL





BIGGIO CAVAN



INFIELDER

BIRTHDATE April 11, 1995
OPENING DAY AGE 27
BIRTHPLACE Houston, TX
RESIDENCE Houston, TX
INSTAGRAM @cb_2_3

BATS/THROWS L/R
HEIGHT/WEIGHT 6-2/200
CONTRACT STATUS signed thru 2023
M.L. SERVICE 3.129
OPTIONS USED 0 of 3

PERSONAL:

- Cavan Thomas Biggio.
- Son of seven-time All-Star, five-time Silver Slugger, four-time Gold Glove Award winner and Hall of Famer **Craig Biggio**, who played his entire 20-year career with the Houston Astros.
- Attended St. Thomas High School in Houston, TX, and was selected by the Phillies in the 29th round of the 2013 draft but did not sign.
- Went on to play for the University of Notre Dame...Batted .246 in his freshman year, .258 as a sophomore, and .311 in his junior year.
- Ranked by Baseball America as Toronto's 9th-best prospect heading into the 2019 season (10th by MLB).
- Participated in the 2020 Blue Jays Winter Tour in Calgary, AB.

LAST SEASON:

- Played 13 games in April to start the year before being placed on the COVID-related IL from April 25-May 16.
- Batted .294 (25-for-85) with 13 extra-base hits and 12 RBI for a .940 OPS in his first 29 games back in the Majors from the COVID-related IL from May 27-July 3.
- Went 2-for-4 with his 1st **home run** of the year on June 20 at CWS...Snapped a career-long streak of 39 homerless games.
- Crushed a solo shot on Aug. 8 at BAL for his 3rd jack of the season...Marked his 9th career home run vs. the O's, his most against any team.
- Tucked his 4th homer into the 2nd deck on Aug. 31 vs. CHC, his 1st **home run** at Rogers Centre since July 19, 2021 vs. BOS.
- Connected for his 6th home run of the year on Sept. 5 at BAL (2), the 3rd dinger in his last five games.
- Notched his career-best 18th **double** of the campaign on Sept. 10 at TEX (17 in 2019).
- Stole two bases on the year without being caught...Has gone 25-for-26 in stolen base attempts for his career.

Bold – career high; Red – league high

Year	Club and League	AVG	G	AB	R	H	2B	3B	HR	RBI	BB	IBB	SO	SB	CS	OBP	SLG	OPS	SH	SF	HBP
2016	Vancouver (NWL)	.282	53	202	24	57	11	3	0	21	29	0	28	9	3	.382	.366	.748	0	2	5
	Lansing (MID)	.222	9	36	3	8	1	0	0	5	4	0	7	2	0	.310	.250	.560	0	1	1
2017	Dunedin (FSL)	.233	127	463	75	108	17	5	11	60	74	3	140	11	7	.342	.363	.705	6	7	6
2018	New Hampshire (EAS)	.252	132	449	80	113	23	5	26	99	100	4	148	20	8	.388	.499	.887	1	8	5
2019	Buffalo (INT)	.312	43	138	23	43	8	1	6	27	34	0	28	5	1	.448	.514	.962	0	1	1
	TORONTO (AL)	.234	100	354	66	83	17	2	16	48	71	0	123	14	0	.364	.429	.793	0	2	2
2020	TORONTO (AL)	.250	59	220	41	55	16	0	8	28	41	0	61	6	0	.375	.432	.807	0	0	3
2021	Buffalo (AAA)	.182	22	77	15	14	2	0	3	11	11	0	26	0	0	.289	.325	.614	0	1	1
	TORONTO (AL)	.224	79	250	27	56	10	1	7	27	37	2	78	3	1	.322	.356	.678	1	4	1
2022	Buffalo (IL)	.276	10	29	9	8	3	0	0	3	10	1	6	2	0	.462	.379	.841	0	0	0
	TORONTO (AL)	.202	97	257	43	52	18	1	6	24	38	0	85	2	0	.318	.350	.668	1	1	6
Minor Totals		.252	396	1394	229	351	65	14	46	226	262	8	383	49	19	.373	.418	.791	7	20	19
MAJOR TOTALS		.228	335	1081	177	246	61	4	37	127	187	2	347	25	1	.346	.394	.740	2	7	12

WILD CARD RECORD

Year	Club and Opp.	AVG	G	AB	R	H	2B	3B	HR	RBI	BB	IBB	SO	SB	CS	OBP	SLG	OPS	SH	SF	HBP
2020	TOR vs. TB	.125	2	8	0	1	1	0	0	0	0	0	6	0	0	.125	.250	.375	0	0	0

HOME RUN BREAKDOWN

Total	ONE GAME												
	H	A	2	3	4	GS	LO	XN	IP	PH	RHP	LHP	
37	16	21	2	0	0	1	1	0	0	0	0	32	5

TRANSACTIONS

- Selected by the Toronto Blue Jays in the 5th round of the 2016 First-Year Player Draft
- On injured list (cervical spine ligament sprain) from May 22-June 10, 2021
- On injured list (mid-back tightness) from Aug. 3-Sept. 27, 2021

BIOGRAPHIES

LAST SEASON

HISTORY

RECORDS

OPPONENTS

PLAYER DEV.

MEDIA & MISC.



GAME HIGHS

ML Debut	May 24, 2019 vs. SD	Stolen Bases	2 – Sept. 17, 2019 at BAL
Runs	3 – 6x, last: April 5, 2021 at TEX	Last ML Home Run	Sept. 5, 2022 at BAL (2)
Hits	4 – Sept. 17, 2019 at BAL	Longest Hitting Streak	7G – Sept. 17-23, 2019
Home Runs	2 – 2x, last: June 17, 2019 vs. LAA	Longest On-Base Streak	32G – Aug. 23, 2019-July 26, 2020
RBI	4 – 3x, last: Sept. 17, 2019 at BAL	Longest Hitless Streak	17AB – 2x, last: Sept. 10-16, 2022

MILESTONES

Category	Date	Opponent	Pitcher	Notes
Hit	1 May 26, 2019	San Diego	Erlin	Single
Home Run	1 May 26, 2019	San Diego	Wisler	1R
Multi-HR Game	1 June 13, 2019	at Baltimore	Ynoa, Lucas	1R, 1R
	2 June 17, 2019	Los Angeles (AL)	García, Peña	1R, 2R
Grand Slam HR	1 June 29, 2019	Kansas City	Bailey	5th inning
Leadoff HR	1 Aug. 7, 2020	at Boston	Weber	—
RBI	1 May 26, 2019	San Diego	Wisler	1R, HR
Stolen Base	1 June 1, 2019	at Colorado	Gray	2nd base
			C-Wolters	

PROFESSIONAL CAREER:

MINORS:

- Kicked off his pro career in 2016 with the Class-A (short) Vancouver Canadians...Hit .282 with 14 extra-base hits and 21 RBI there...Was named a Mid-Season All-Star...Promoted to Class-A Lansing for nine games to round out his campaign... Batted .222 with a double and four RBI for the Lugnuts.
- Played his entire 2017 season for Advanced-A Dunedin...Led the Florida State League with 75 runs and 74 walks while ranking T-8th in RBI (60)...Named a Florida State League Mid-Season All-Star.
- Spent all of 2018 with Double-A New Hampshire...Led the Eastern League in home runs (26), walks (100), slugging percentage (.499) and OPS (.887)...Ranked 2nd in RBI (99), 3rd in OBP (.388), 4th in total bases (244), T-8th in triples (5) and T-10th in stolen bases (20)...Named a Mid-Season All-Star for the third straight year...In the playoffs, went 6-for-20 (.300) with a double, a home run, six walks (.462 OBP) and nine RBI across six games to help the Fisher Cats to an Eastern League Championship...At season's end, claimed Eastern League Most Valuable Player and Eastern League Rookie of the Year... Was also named an MiLB.com Organizational All-Star and a Post-Season All-Star.
- Played for the Surprise Saguaros in the Arizona Fall League and was named one of the 2018 Rising Stars as he slashed .262/.400/.415 with four doubles, two homers, and 10 RBI over 19 games.

2019:

- Finished 5th in AL Rookie of the Year voting.
- Ended the season on a [29-game](#) on-base streak, the longest by a Blue Jay in 2019 and the longest ever by a Toronto rookie (**Russ Adams** - 27G in 2005)...Had seven doubles, two triples, six home runs, 17 RBI, and 25BB/34K for a .446 OBP over that stretch...Marked the longest on-base streak by a Blue Jay since **Jose Bautista's** 33-game stretch in 2016.
- His walk rate of 6.06 PA/BB was 4th highest in MLB (min. 4.00PA).
- Posted a .364 on-base percentage, the highest among AL rookies and the 3rd highest ever by a Toronto rookie (**Eric Hinske** - .365 in 2002; **John Olerud** - .364 in 1990).
- Recorded 71 walks through his first 100 career games, the most ever by a Blue Jay.
- Became the 5th player in MLB history with at least 16 home runs, 71 walks, and 14 stolen bases in a rookie campaign (last: **Scott Rolen** in 1997).
- Did not ground into any double plays in 68 opportunities, the 2nd most without doing so among all MLB hitters.
- Had his contract selected from Triple-A Buffalo on May 24 and made his **MLB debut** that night vs. SD (0-for-3, 2K)...Along with **Vladimir Guerrero Jr.**, became the 1st sons of baseball Hall of Famers to play on the same team.
- Collected his [1st MLB hit](#) on May 26 vs. SD as he singled in the 2nd inning...Then hit his [1st career home run](#) in the 4th, a solo blast into the 4th deck off of **Matt Wisler**...Added a single in the 5th inning, becoming the 10th player in Blue Jays history to record a three-hit game within his first three MLB contests (last: **Rowdy Tellez** - Sept. 6, 2018 vs. CLE).
- On June 13 at BAL, became the 5th player in Blue Jays history to have a [multi-HR game](#) within his first 15 career contests, joining **Doug Ault**, **Carlos Delgado**, **J.P. Arencibia** (2x), and **Vladimir Guerrero Jr.**
- Recorded his [2nd multi-HR game](#) on June 17 vs. LAA, joining **J.P. Arencibia** (Aug. 7, 2010 vs. TB and April 1, 2011 vs. MIN) as the only batters in team history with two multi-HR games within their first 19 career games.
- Notched his [1st career grand slam](#) on June 29 vs. KC...Was the 3rd go-ahead grand slam by a Blue Jays rookie all-time (**Glenallen Hill** - Sept. 1, 1989 vs. MIN; **Brett Lawrie** - Aug. 10, 2011 vs. OAK)...Set a career high with his four-RBI day.
- Went 3-for-4 with four RBI on July 1 vs. KC, joining **Junior Felix** (1989) as the only players in team history to record two 4+ RBI efforts within their first 32 career games.
- Reached 50 hits and 50 walks in 74 games, the fastest in team history (**Fred McGriff** - 92G in 1986-1987).
- On Aug. 4 at BAL, followed **Bo Bichette's** home run with his [9th blast](#) of the season...Marked the 1st time in franchise history that two rookies hit consecutive homers.
- Hit the [10th home run](#) of his career and his 1st off of a left-handed pitcher (**Ryan Yarbrough**) on Aug. 6 at TB.
- Homered in back-to-back games for the 1st time on Aug. 30-31 vs. HOU.
- On Sept. 17 at BAL, joined **Kelly Gruber** (April 16, 1989 vs. KC) and **Jeff Frye** (Aug. 17, 2001 vs. TEX) as the only Blue Jays to [hit for the cycle](#)...Was his 1st career four-hit game and his 1st three-XB game...He and his dad, **Craig** (2002), became the 2nd father-son duo to ever record cycles, joining **Gary** and **Daryle Ward**...Also stole two bases in a game for the 1st time...Donated his batting gloves from the game to the National Baseball Hall of Fame.
- Became the 9th Toronto rookie to ever reach the [15-HR mark](#) when he accomplished the feat on Sept. 19 at BAL.
- Became the 1st player in team history to [bunt for a double](#) when he beat the shift, pushing a ball over the head of a charging third baseman (**Joey Wendle**) on Sept. 27 vs. TB.
- Played in each of the Bisons' 43 games before his callup, batting .312 (43-for-138) with 15 extra-base hits, 27 RBI, and a 34BB/28K ratio.



2020:

- Tied for 3rd in the Majors with 265 plate appearances and finished T-4th in runs scored (41) as he played in all but one of Toronto's 60 games.
- Drew 41 walks, tied for 2nd most in the AL...His walk rate of 6.46 PA/BB ranked 4th.
- His .390 OBP when batting 1st was the 2nd highest in the AL (**DJ LeMahieu** - .423)...His .375 OBP for the season ranked 9th among AL batters.
- Registered a 15.6 chase percentage, the lowest among all qualified hitters (2nd: **Mike Trout** - 16.4%)...His 63.8% pitches taken marked the 4th highest rate in MLB.
- Led the team with 16 doubles, tied for 3rd most in the AL and tied for 6th most in the Majors.
- Played 2B (37G), 3B (10G), LF (1G), CF (3G), and RF (11G).
- Went 6-for-6 swiping bases to reach 20-for-20 in stolen base attempts for his career, the most successful consecutive attempts to begin a career in club history (**Shannon Stewart** - 10), and tied for 6th most in MLB history.
- Hit a **three-run homer** on Opening Night, July 24 at TB...Was Toronto's first Opening Day home run since **Kevin Pillar** on March 28, 2018 vs. NYY.
- Put together a 32-game on-base streak from Aug. 23, 2019-July 26, 2020...Recorded seven doubles, two triples, eight homers, 23 RBI, and 26BB/43K for a .444 OBP and a 1.036 OPS over the stretch...Was the longest active streak in the Majors, the 10th longest in team history, and the longest by a Blue Jay since **Jose Bautista's** 33-game streak in 2016.
- Connected for his **2nd home run** to end a 0-for-15 drought on July 30 at WAS.
- Hit his **1st career leadoff** home run on Aug. 7 at BOS.
- Notched his 4th home run of the season and the **20th of his career** on Aug. 9 at BOS.
- On Aug. 17 at BAL, went 3-for-5 with three RBI and his **6th homer** in a 7-2 Blue Jays win...He and **Randal Grichuk** became the 7th duo since 1920 (when RBI became a stat) to bat in the top two spots of the order and drive in all 7+ runs for a team.
- Drove in a run in the 10th inning on Aug. 21 at TB with a leadoff double for his 1st career **extra-inning hit** and RBI...Finished 3-for-3 with a walk to reach base four times.
- Recorded a 22-game on-base streak from Aug. 7-30, the longest active streak in MLB at the time and tied for 2nd longest in the AL in 2020 (**Alex Bregman** - 25; **José Abreu** - 22)...Went 26-for-81 (.321) with seven doubles, four homers, 14 RBI and 18 walks for a .461 OBP and 1.016 OPS during that span.
- On Sept. 12 vs. NYM, reached the **100-walk** milestone in what was his 145th career game, the fastest in team history (**Fred McGriff** - 182G)...Became the 9th player in MLB history to reach 100 career walks in 145 or fewer games.
- Scored his **100th career run** on Sept. 21 vs. NYY...Reached 100 runs the fastest in team history (154 games), ahead of **Eric Hinske** (159 games)...Became the 5th AL player all-time to reach 100 runs and 100 walks in his first 154 games...Became the 2nd player ever with 100 runs, 100 walks and 20 stolen bases in such a span, joining **Jim Gilliam** (150 games with Brooklyn in 1953).
- Homered** in the 6th inning on Sept. 26 vs. BAL, giving him an extra-base hit in four straight games for the 1st time in his career.
- Made his postseason debut in Game 1 of the ALWC on Sept. 29 at TB...**Doubled** in the 8th inning for his 1st career playoff hit...Became the 9th Blue Jay all-time to pick up an extra-base hit in his 1st postseason game.

2021:

- Followed up a **Marcus Semien** blast with his **1st home run** of the season on April 5 at TEX, forming Toronto's 1st pair of back-to-back homers of 2021.
- Had his 20-for-20 career streak of stolen bases snapped on May 7 at HOU...Were the most successful attempts to begin a career in club history (**Shannon Stewart** - 10), and tied for 6th most in MLB history.
- Hit his **3rd homer** of the year on May 8 at HOU...Was the 1st of his career at Minute Maid Park where his father, **Craig Biggio**, hit 79 home runs (T-3rd all-time).
- Landed on the injured list with a cervical spine ligament sprain from May 22-June 10.
- Launched his **5th longball** on June 13 at BOS, homering in back-to-back games for the 2nd time in his career (also: Aug. 30-31, 2019).
- Crushed his **6th home run** of the year on June 16 vs. NYY, the 3rd in his last five games.
- Placed on IL for the second time in 2021 with mid-back tightness from Aug. 3-Sept. 27.
- Went **3-for-4** with an RBI on Oct. 1 vs. BAL, his 1st game since Aug. 3.
- Played 22 total rehab games with Triple-A Buffalo, batting .182 (14-for-77) with two doubles, three homers, and 11 RBI.

Career-Highs - Statcast

	Speed/Distance	Date
Hardest Hit Ball:	109.6 MPH	June 20, 2021 at BAL
Farthest Hit Ball:	429 feet	July 27, 2019 vs. TB
Top Sprint Speed:	29.8 ft/s	Sept. 13, 2019 vs. NYY





NON-ROSTER

BRANTLY

ROB

55

CATCHER

BIRTHDATE July 14, 1989
 OPENING DAY AGE 33
 BIRTHPLACE San Diego, CA
 RESIDENCE Temecula, CA
 INSTAGRAM @robert.brantly

BATS/THROWS L/R
 HEIGHT/WEIGHT 6-0/190
 CONTRACT STATUS signed thru 2023
 M.L. SERVICE 2.059
 OPTIONS USED 3 of 3

PERSONAL:

- Robert Jacob Brantly.
- Husband to Milene Brantly, father of Layla and Bryson.
- Hit .316 (48-for-152) in 42 games as a freshman at the University of California-Riverside in 2009, with four home runs and 23 RBI... Earned All-Big West Conference honors as a sophomore at UC-Riverside, batting .373 (78-for-209) with 50 runs, 18 doubles, one triple, seven homers, and 39 RBI in 54 games.
- Drafted by the Washington Nationals out of Chaparral High School (CA) in the 46th round of the 2008 First-Year Player Draft, but did not sign.

LAST SEASON:

- Played in one Major League game for the Yankees on May 22 vs. CWS, going 1-for-3 with a double.
- Spent the rest of the season with Triple-A Scranton/Wilkes-Barre, appearing in 59 games while hitting .269 with 10 doubles, a triple, a home run, and 22 RBI.

Bold – career high; Red – league high

Year	Club and League	AVG	G	AB	R	H	2B	3B	HR	RBI	BB	IBB	SO	SB	CS	OBP	SLG	OPS	SH	SF	HBP
2010	West Michigan (MIDW)	.255	52	188	26	48	10	1	1	21	23	0	22	2	2	.352	.335	.687	1	0	5
2011	West Michigan (MIDW)	.303	75	284	42	86	16	1	7	44	24	3	39	2	2	.366	.440	.806	3	1	5
	Lakeland (FL)	.219	39	146	16	32	6	0	3	18	5	0	17	0	0	.239	.322	.561	0	4	0
2012	MIAMI (NL)	.290	31	100	14	29	8	0	3	8	13	2	16	1	1	.372	.460	.832	0	0	0
	Erie (EL)	.311	46	180	16	56	16	1	3	24	12	0	17	0	3	.359	.461	.820	0	1	2
	Toledo (IL)	.254	36	130	11	33	4	0	0	6	7	0	25	0	0	.295	.285	.580	0	1	1
	New Orleans (PCL)	.365	14	52	7	19	4	0	2	11	1	0	9	0	0	.389	.558	.947	0	0	1
2013	MIAMI (NL)	.211	67	223	11	47	9	0	1	18	15	5	0	0	0	.283	.265	.528	0	3	2
	New Orleans (PCL)	.186	20	70	9	13	3	0	1	3	3	0	8	0	0	.219	.271	.490	1	0	0
2014	New Orleans (PCL)	.255	101	364	38	93	15	2	4	37	20	1	61	0	0	.291	.341	.632	0	7	1
2015	CHICAGO (AL)	.121	14	33	3	4	1	0	1	6	2	0	8	0	0	.167	.242	.409	0	1	0
	Birmingham (SOUL)	.325	30	117	13	38	6	1	4	22	3	0	14	0	1	.347	.496	.843	0	0	1
	Charlotte (IL)	.291	23	86	11	25	3	0	4	16	5	0	17	0	0	.319	.465	.784	0	3	0
2016	Tacoma (PCL)	.244	85	303	34	74	13	1	14	43	8	0	53	0	1	.268	.432	.700	1	1	2
2017	CHICAGO (AL)	.290	14	31	4	9	1	0	2	5	3	0	14	0	0	.389	.516	.905	0	0	2
	Charlotte (IL)	.286	37	119	18	34	5	0	5	30	11	0	14	0	1	.373	.454	.827	0	4	8
	Louisville (IL)	.298	46	168	21	50	6	1	5	16	9	0	25	3	2	.335	.435	.770	0	1	1
2018	Columbus (IL)	.171	16	41	4	7	0	0	1	2	1	0	12	0	0	.244	.244	.488	0	0	3
	Gwinnett (IL)	.218	58	188	16	41	11	0	1	19	7	0	37	0	0	.254	.293	.547	0	3	3
2019	PHILADELPHIA (NL)	.000	1	1	0	0	0	0	0	0	0	0	1	0	0	.000	.000	.000	0	0	0
	Lehigh Valley (IL)	.314	82	236	32	74	13	2	6	28	32	4	29	0	0	.404	.462	.866	0	0	4
2020	SAN FRANCISCO (NL)	.000	1	3	0	0	0	0	0	0	0	0	0	0	0	.000	.000	.000	0	0	0
2021	NEW YORK (AL)	.150	6	20	0	3	1	0	0	0	0	0	4	0	0	.190	.200	.390	0	0	1
	Scranton/Wilkes-Barre (AAA)	.289	68	228	35	66	9	1	9	43	20	1	41	1	0	.379	.456	.835	0	2	14
2022	NEW YORK (AL)	.333	1	3	0	1	1	0	0	0	0	0	0	0	0	.333	.667	1.000	0	0	0
	Scranton/Wilkes-Barre (IL)	.269	59	182	18	49	10	1	1	22	11	0	32	1	0	.333	.352	.685	0	1	7
Minor Totals		.272	887	3082	367	838	150	12	71	405	202	9	472	9	12	.326	.397	.723	6	29	58
MAJOR TOTALS		.225	135	414	32	93	21	0	7	37	33	3	96	1	1	.287	.326	.613	0	4	5

HOME RUN BREAKDOWN

Total	ONE GAME												
	H	A	2	3	4	GS	LO	XN	IP	PH	RHP	LHP	
7	4	3	0	0	0	0	0	0	0	0	0	7	0

TRANSACTIONS

- Selected by the Detroit Tigers in the 3rd round of the 2010 First-Year Player Draft
- Traded to the Miami Marlins along with RHP Jacob Turner and LHP Brian Flynn in exchange for RHP Anibal Sanchez and 2B Omar Infante on July 23, 2012
- Claimed off waivers by the Chicago White Sox on December 8, 2014
- Claimed off waivers by the Seattle Mariners on March 12, 2016
- Signed by the Cincinnati Reds on December 9, 2016
- Signed by the Chicago White Sox on June 29, 2017
- Signed by the Atlanta Braves on December 22, 2017
- Signed by the Cleveland Indians on July 21, 2018
- Signed by the Philadelphia Phillies on December 21, 2018
- Signed by the San Francisco Giants on January 21, 2020
- Traded to the New York Yankees in exchange for cash considerations on August 26, 2020
- Signed by the Toronto Blue Jays on January 6, 2023



GAME HIGHS

ML Debut	Aug. 14, 2012 vs. PHI	Stolen Bases	1 – Sept. 7, 2012 at WAS
Runs	2 – 3x, last: April 21, 2013 at CIN	Last ML Home Run	Oct. 1, 2017 at CLE
Hits	4 – June 8, 2013 at NYM	Longest Hitting Streak	9G – Sept. 6-19, 2012
Home Runs	1 – 7x, last: Oct. 1, 2017 at CLE	Longest On-Base Streak	9G – 2x, last: Sept. 6-19, 2012
RBI	4 – April 23, 2013 at MIN	Longest Hitless Streak	15AB – Sept. 21, 2015(2)-Aug. 26, 2017

MILESTONES

Category	Date	Opponent	Pitcher	Notes
Hit	1 Aug. 16, 2012	at Colorado	Ottavino	Double
Home Run	1 Aug. 26, 2012	at Los Angeles (NL)	Harang	2R
RBI	1 Aug. 26, 2012	at Los Angeles (NL)	Harang	2R-HR
Stolen Base	1 Sept. 7, 2012	at Washington	Duke	2nd base
			C-Suzuki	

PROFESSIONAL CAREER:

MINORS:

- In 2010, made his professional debut with Class-A West Michigan, hitting .255 (48-for-188) with 26 runs, 10 doubles, one home run, and 21 RBI in 52 games.
- Split the 2011 season between Class-A West Michigan and Advanced-A Lakeland to hit .274 (118-for-430) with 58 runs, 22 doubles, 10 home runs, and 62 RBI in 114 games.

2012:

- Saw his first Major League action, hitting .290 (29-for-100) with 14 runs, eight doubles, three homers, and eight RBI in 31 games with Miami.
- Made his **MLB debut** as the starting catcher on Aug. 14 vs. PHI (0-for-3).
- Doubled off **Adam Ottavino** for his 1st Major League hit on Aug. 16 at COL.
- Also saw time with Triple-A New Orleans, hitting .365 (19-for-52) with seven runs, four doubles, two home runs, and 11 RBI in 14 games.
- Began the season in the Tigers organization, playing for Double-A Erie (46 games, .311 AVG, 16 doubles, three home runs, 24 RBI) and Triple-A Toledo (36 games, .254 AVG, four doubles, six RBI).
- Traded to Miami on July 23 along with **Jacob Turner** and **Brian Flynn** in exchange for **Anibal Sanchez** and **Omar Infante**.

2013:

- In 67 games with the Marlins, hit .211 (47-for-223) with 11 runs, nine doubles, one homer, and 18 RBI.
- Had a career-high four RBI and was 3-for-5 with two doubles on April 23 at MIN.
- Collected a career-best four hits and caught a Miami club-record 20.0 innings on June 8 at NYM, becoming just the 5th player since 1921 to catch 20.0 innings and collect four hits in a single game.
- Also played for Triple-A New Orleans from Aug. 8-Sept. 3, batting .186 (13-for-70) with three doubles, one homer, and three RBI in 20 games.

2014:

- Spent the entirety of the 2014 season with Triple-A New Orleans, hitting .255 with 15 doubles, four homers, and 37 RBI across 101 contests.

2015:

- Split the 2015 campaign between Double-A Birmingham and Triple-A Charlotte, hitting .310 (63-for-203) with 24 runs, nine doubles, one triple, eight homers, and 38 RBI in 53 games.
- Began the season on the injured list with a left thumb fracture...Recalled by the White Sox on Sept. 1 and spent the remainder of the season in the Majors, batting .121 (4-for-33) with three runs, a double, a homer, and six RBI in 14 games.

2016:

- Spent the season with Triple-A Tacoma, hitting .244 (74-for-303) with 34 runs, 13 doubles, 14 homers, and 43 RBI in 85 games...Following the season, played in 15 contests for the Gigantes del Cibao in the Dominican Winter League.

2017:

- Began the 2017 season with Triple-A Louisville, appearing in 46 games while batting .298 with six doubles, one triple, five homers, and 16 RBI.
- Released by Cincinnati on June 29...Signed with the White Sox the same day and was assigned to Triple-A Charlotte, where he hit .286 (34-for-119) with 18 runs, five doubles, five homers, and 30 RBI in 37 games.
- Had his contract selected by Chicago on Aug. 26 and stayed at the Major League level for the remainder of the season...Hit .290 (9-for-31) with four runs, a double, two homers, and five RBI in 14 games for the White Sox.
- Made his 1st career pitching appearance on Sept. 7 vs. CLE (1.0 IP, 1H, 1ER, 1HR).

2018:

- Started the season with Triple-A Gwinnett and hit .218 (41-for-188) with 16 runs, 11 doubles, one homer, and 19 RBI in 58 games.
- Placed on the injured list with a hip contusion from May 19-25.
- Released by Atlanta on July 14.
- Signed by Cleveland on July 21 and was assigned to Triple-A Columbus...In 16 games for the Clippers, hit .171 (7-for-41) with four runs, a home run, and two RBI.

2019:

- Spent the majority of the season with Triple-A Lehigh Valley, batting .314 (74-for-236) with 32 runs, 13 doubles, two triples, six home runs, and 28 RBI in 82 games.
- Had his contract purchased on July 12 and appeared in one game for the Phillies as a pinch-hitter (0-for-1)...Was designated for assignment on July 13 and outrighted to Lehigh Valley on July 15.

2020:

- Made the Opening Day roster for the Giants and was 0-for-3 in one game before being designated for assignment on July 28...Was outrighted to San Francisco's alternate site on July 1.
- Acquired by the Yankees in exchange for cash considerations on Aug. 25...Was assigned to the alternate site as part of the club's 60-man player pool...Was re-signed by the Yankees as a Minor League free agent on Dec. 12.

2021:

- Went 3-for-20 with a double and a hit-by-pitch in six games over two stints with the Yankees (July 16-26, Aug. 5-16)... Attended spring training with the Yankees as a non-roster invitee, batting .250 (3-for-12) with two runs, two homers, six RBI, and a walk in 10 games.
- Spent the majority of the season with Triple-A Scranton/Wilkes-Barre, batting .289 (66-for-228) with 35 runs, nine doubles, a triple, nine homers, 43 RBI, 20 walks, 14 HBP's, and a stolen base in 68 games.
- Was signed to a Major League contract as a replacement player and selected to the 26-man roster from Triple-A Scranton/Wilkes-Barre on July 16.
- Made his Yankees debut on July 20 vs. PHI, going 1-for-4 with a **double**...His 6th-inning double marked his first Major League hit since Oct. 1, 2017 at CLE...Also made his first Major League appearance at first base...Had made just five minor league appearances at first entering the game (2G/1GS in 2019, 3G/GS in 2021).
- Returned to Triple-A Scranton/Wilkes-Barre on July 26...Was selected to the 26-man roster from Triple-A Scranton/Wilkes-Barre on Aug. 5 and returned again on Aug. 16.
- Made the Yankees' 2021 AL Wild Card Game roster but did not play.

Career-Highs - Statcast

	Speed/Distance	Date
Hardest Hit Ball:	103.2 MPH	July 20, 2021 vs. PHI
Farthest Hit Ball:	389 ft	Sept. 28, 2017 vs. LAA
Top Sprint Speed:	27.1 ft/s	July 24, 2021 at BOS

**BLUE JAYS WITH TWO EXTRA-BASE HITS
IN A SINGLE INNING - ALL-TIME**

Player	Opponent	Hits	Inning
Danny Jansen	09/12/2021 @ BAL	2B/2B	3
Edwin Encarnacion	05/07/2014 vs. PHI	3B/HR	7
Edwin Encarnacion	07/26/2013 vs. HOU	HR/HR	7
Kelly Johnson	06/30/2012 vs. LAA	2B/3B	2
Eric Thames	07/14/2011 vs. NYY	2B/2B	1
Vernon Wells	08/31/2010 @ TB	2B/2B	6
Travis Snider	08/02/2010 @ NYY	2B/2B	5
Adam Lind	08/31/2009 @ TEX	HR/2B	9
Gregg Zaun	07/25/2007 vs. MIN	2B/HR	6
Frank Thomas	06/20/2007 vs. LAD	2B/HR	2
Carlos Delgado	07/27/2003 vs. BAL	HR/2B	4
Joe Carter	10/03/1993 @ BAL	HR/HR	2
Dave McKay	06/26/1978 vs. BAL	2B/2B	2
Otto Velez	06/26/1978 vs. BAL	2B/2B	2





BRITTON ZACH

74
OUTFIELDER

NON-ROSTER

BIRTHDATE September 9, 1998
OPENING DAY AGE 24
BIRTHPLACE Batesville, IN
RESIDENCE Batesville, IN
INSTAGRAM @ztbizz

BATS/THROWS L/R
HEIGHT/WEIGHT 6-1/200
CONTRACT STATUS signed thru 2023
M.L. SERVICE 0.000
OPTIONS USED 0 of 3

PERSONAL:

- Zachary Tyler Britton.
- Spent three seasons at the University of Louisville from 2018-2020...Batted .322 in his junior year with 12 extra-base hits and 12 RBI for a .988 OPS over 17 games.
- Named a Rawlings Preseason All American in 2017 with the Central All Region 1st Team.
- Ranked the 4th-best high school prospect in the state of Indiana in 2017, and the top catcher.

LAST SEASON:

- Began the 2022 campaign with High-A Vancouver before earning a call-up to Double-A New Hampshire in July.
- Played 76 games between the Canadians and Fisher Cats, hitting .238 (60-for-252) with 20 doubles, a triple, 10 home runs, and 33 RBI while drawing 53 walks (.381 OBP, .826 OPS).
- Caught 37 games while appearing in 19 contests in left field and 18 as the designated hitter...Committed just one error in 308.0 innings behind the plate for a .997 fielding percentage.
- Played 14 games for the Salt River Rafters in the Arizona Fall League...Batted .404 (19-for-47) with three doubles, a triple, a homer, and 13 RBI with seven walks for a .482 OBP and a 1.057 OPS...Was named to the AFL Rising Stars team.

Bold - career high; Red - league high

Year	Club and League	AVG	G	AB	R	H	2B	3B	HR	RBI	BB	IBB	SO	SB	CS	OBP	SLG	OPS	SH	SF	HBP
2021	Dunedin (LASE)	.225	79	267	50	60	18	0	7	35	48	0	102	5	1	.372	.371	.743	0	2	16
2022	Vancouver (NORW)	.239	57	188	34	45	15	1	7	25	41	0	70	10	2	.390	.441	.831	0	1	6
	New Hampshire (EL)	.234	19	64	14	15	5	0	3	8	12	0	17	0	0	.355	.453	.808	0	0	0
Minor Totals		.231	155	519	98	120	38	1	17	68	101	0	189	15	3	.377	.407	.784	0	3	22

TRANSACTIONS

- Selected by the Toronto Blue Jays in the 5th round of the 2020 First-Year Player Draft

PROFESSIONAL CAREER:

MINORS:

- Spent his first professional season in 2021 with Single-A Dunedin...Batted .225 (60-for-267) over 79 games with 18 doubles, seven home runs, and 35 RBI with 48 walks (.372 OBP, .743 OPS).
- Caught 44 games for the Dunedin Blue Jays, committing two errors over 347.2 innings (.995 fielding %)...Also started eight games in the outfield and 27 as the DH.
- Named an MiLB.com organizational All-Star.

TORONTO, 20 WINS IN A 25-GAME SPAN - ALL-TIME

2015 (July/August)
 2014 (May/June)
 1999 (June/July)
 1991 (June/July)
 1989 (August/September)
 1985 (May/June)

BIOGRAPHIES

LAST SEASON

HISTORY

RECORDS

OPPONENTS

PLAYER DEV.

MEDIA & MISC.





NON-ROSTER

BURNETTE

JIMMY

83

PITCHER

BIRTHDATE October 19, 1998
 OPENING DAY AGE 24
 BIRTHPLACE Chicago, IL
 RESIDENCE Chicago, IL
 INSTAGRAM @jimmy.burnette2

BATS/THROWS L/L
 HEIGHT/WEIGHT 6-2/205
 CONTRACT STATUS signed thru 2023
 M.L. SERVICE 0.000
 OPTIONS USED 0 of 3

PERSONAL:

- James William Burnette.
- Played for three years at the University of Illinois at Urbana-Champaign from 2018-2020 before spending 2021 at St. Leo University in Florida.
- Helps coach a youth baseball program in Chicago called Top Tier Baseball, which he played in as a child.

LAST SEASON:

- Went 5-8 with a 4.31 ERA (27 ER/56.1 IP) with 56 strikeouts and 25 walks in his first full professional season.
- Began the year with High-A Vancouver, pitching in 13 games for the Canadians (19.0 innings)...Faced 85 batters and struck out 38 of them for a 44.7 strikeout percentage.
- Received a midseason call-up to Double-A New Hampshire where he appeared in 28 contests...Pitched to a 4.58 ERA (19 ER/37.1 IP) and a 3.36 FIP with the Fisher Cats.

Year	Club & League	W-L	ERA	G	GS	CG	SHO	SV	IP	H	<i>Bold – career high; Red – league high</i>									AVG
											R	ER	HR	HB	BB	IBB	SO	WP	BK	
2021	Blue Jays (FCL)	0-1	15.43	3	0	0	0	0	2.1	5	4	4	0	0	2	0	2	0	0	.417
	Dunedin (LASE)	1-0	2.19	7	0	0	0	0	12.1	6	4	3	0	1	7	0	17	4	0	.146
2022	Vancouver (NORW)	1-3	3.79	13	0	0	0	4	19.0	12	10	8	2	5	11	0	38	1	0	.174
	New Hampshire (EL)	4-5	4.58	28	0	0	0	4	37.1	27	25	19	2	3	25	2	56	2	0	.199
Minor Totals		6-9	4.31	51	0	0	0	8	71.0	50	43	34	4	9	45	2	113	7	0	.194

TRANSACTIONS

- Selected by the Toronto Blue Jays in the 18th round of the 2021 First-Year Player Draft

PROFESSIONAL CAREER:

MINORS:

- In 2021, split his 1st professional season between the FCL Blue Jays and Single-A Dunedin.
- Combined to appear in 10 games, going 1-1 with a 4.30 ERA (7 ER/14.2 IP) while holding batters to a .208 batting average.

MOST CONSECUTIVE OUTINGS WITHOUT ALLOWING A RUN TO START CAREER WITH BLUE JAYS - ALL-TIME

PLAYER	STREAK	START DATE	END DATE
Joaquin Benoit	18	07/27/2016	09/10/2016
Victor Cruz	13	06/24/1978	07/29/1978
B.J. Ryan	13	04/04/2006	05/03/2006
Tom Henke	11	07/29/1985	08/24/1985
Randy Moffitt	10	04/17/1983	05/18/1983





CAPRA VINNY

47

INFIELDER

NON-ROSTER

BIRTHDATE July 7, 1996
OPENING DAY AGE 26
BIRTHPLACE Melbourne, FL
RESIDENCE Melbourne, FL
INSTAGRAM @vinnycapra

BATS/THROWS R/R
HEIGHT/WEIGHT 5-8/180
CONTRACT STATUS signed thru 2023
M.L. SERVICE 0.027
OPTIONS USED 1 of 3

PERSONAL:

- Vincent James Capra.
- Spent two seasons at the University of Richmond from 2017-2018, batting .341 with 39 extra-base hits, 60 RBI, and 14 steals (.914 OPS).

LAST SEASON:

- Had his contract selected from Triple-A Buffalo on April 29.
- Made his **MLB debut** with a start in left field on May 1 vs. HOU (0-for-2, K).
- Notched his 1st Major League hit on May 13 at TB with a pinch-hit [single](#) in the 8th inning off **Brooks Raley**.
- Optioned on May 26.
- Hit .283 (54-for-191) in 52 games for the Bisons, including six doubles, a triple, five homers, and 28 RBI.
- Played in 11 games for the Estrellas de Oriente of the Dominican Winter League (4-for-24).

Bold – career high; Red – league high

Year	Club and League	AVG	G	AB	R	H	2B	3B	HR	RBI	BB	IBB	SO	SB	CS	OBP	SLG	OPS	SH	SF	HBP
2018	Vancouver (MIDW)	.235	39	132	15	31	10	1	2	18	21	0	33	8	2	.344	.371	.715	0	6	4
	Lansing (NORW)	.266	25	94	13	25	8	0	4	8	0	19	1	0	.324	.351	.675	1	0	0	
2019	New Hampshire (EL)	.229	110	388	53	89	20	1	3	33	33	0	83	15	4	.396	.548	.944	3	4	5
	Buffalo (AAAE)	.000	5	8	0	0	0	0	0	0	1	0	3	0	0	.200	.200	.200	1	0	1
2022	Blue Jays (FCL)	.800	3	5	2	4	4	0	0	2	0	0	0	0	0	1.600	2.475	0	0	1	
	Dunedin (FL)	.385	3	13	2	5	5	0	0	1	0	0	3	0	0	.385	.769	1.154	0	0	0
	Buffalo (IL)	.283	52	191	31	54	6	1	5	28	29	0	29	5	2	.378	.403	.781	0	1	1
	TORONTO (AL)	.200	8	5	2	1	0	0	0	0	2	0	1	0	0	.429	.200	.629	0	0	0
Minor Totals		.268	310	1079	155	289	70	7	20	142	119	0	244	33	9	.346	.401	.747	6	13	17
MAJOR TOTALS		.200	8	5	2	1	0	0	0	0	2	0	1	0	0	.429	.200	.629	0	0	0

TRANSACTIONS

- Selected by the Toronto Blue Jays in the 20th round of the 2018 First-Year Player Draft

GAME HIGHS

ML Debut	May 1, 2022 vs. HOU	Stolen Bases	None
Runs	1 – 2X, last: May 16, 2022 vs. SEA	Last ML Home Run	None
Hits	1 – May 13, 2022 at TB	Longest Hitting Streak	1G – May 13, 2022 at TB
Home Runs	None	Longest On-Base Streak	3G – May 4, 2022-current
RBI	None	Longest Hitless Streak	4AB – May 1-4, 2022

MILESTONES

Category	Date	Opponent	Pitcher	Notes
Hit	1 May 13, 2022	at Tampa Bay	Raley	PH-single

PROFESSIONAL CAREER:

MINORS:

- Made his professional debut in 2018, splitting the year between the Class-A (short) Vancouver Canadians and the Class-A Lansing Lugnuts...Played in 64 combined games, batting .248 (56-for-226) with 18 doubles, a triple, two homers, and nine steals (.336 OBP, .699 OPS).
- Spent the entire 2019 campaign with Double-A New Hampshire, hitting .229 (89-for-388) over 110 games with 24 extra-base hits and 33 RBI while recording a team-high-tying 15 steals...Made 44 starts at second base, 40 at third, nine at short, four in center, and 11 as the designated hitter.
- Did not play in 2020 due to the cancelled season...Trained at Eastern Florida State near his home in Melbourne, FL.
- Split the 2021 season between Double-A New Hampshire and Triple-A Buffalo...Combined to play 78 games, hitting .316 (81-for-256) with 17 doubles, four triples, 10 home runs, and 58 RBI (.390 OBP, .531 SLG, .921 OPS)...Played six different positions for the Fisher Cats, including 42 games at third, 14 at short, 10 in left field, and seven at DH...Pitched 0.1 inning on May 9 at POR and caught 1.0 inning on June 26 at BOW.

Career-Highs - Statcast

	Speed/Distance	Date
Hardest Hit Ball:	102.0 MPH	May 13, 2022 at TB
Farthest Hit Ball:	347 ft	May 3, 2022 vs. NYY
Top Sprint Speed:	29.9 ft/s	May 1, 2022 vs. HOU





CHAPMAN

MATT

26

INFIELDER

BIRTHDATE April 28, 1993
 OPENING DAY AGE 29
 BIRTHPLACE Victorville, CA
 RESIDENCE Phoenix, AZ
 INSTAGRAM @matthewchapman26

BATS/THROWS R/R
 HEIGHT/WEIGHT 6-0/215
 CONTRACT STATUS signed thru 2023
 M.L. SERVICE 5.109
 OPTIONS USED 0 of 3

PERSONAL:

- Matthew James Chapman.
- Married Taylor Chapman on December 11, 2021.
- Graduated from El Toro (CA) High School and had his jersey #6 retired on January 29, 2022...Other MLB players who attended El Toro HS include **Nolan Arenado** and **Austin Romine**.
- Attended Cal State Fullerton...Was All-Big West Honorable Mention as a freshman, Second Team as a sophomore, and First Team as a junior...Was a Baseball America and Louisville Slugger Third-Team All-American as a junior.
- Selected 25th overall by the Athletics in the 2014 MLB Draft, two rounds ahead of his Cal State Fullerton teammate and current Giants third baseman, **J.D. Davis**.

LAST SEASON:

- Led MLB third basemen in fielding percentage (.988) and finished 2nd among AL third basemen in assists (262)...Marked the highest single-season fielding percentage by a Toronto third baseman in team history (2nd: **Eric Hinske** - .978 in 2004).
- Went 2-for-4 with a three-run homer on April 10 vs. TEX, his 1st **homer** as a Blue Jay...Marked his 18th career jack vs. TEX, his most against any team.
- Launched a two-run **blast** on April 16 vs. OAK, his 2nd of the season and his 1st against his former team.
- Hit the facing of the 5th deck in left in the 7th inning on April 29 vs. HOU, his 4th **longball** of the year.
- Went deep for the 9th time on June 15 vs. BAL, homering in consecutive games for the 1st time in 2022 (16th career).
- Belted his 10th home run of 2022 on June 25 at MIL, his 1st road HR of the year.
- Finished 3-for-4 with his 12th bomb on July 5 at OAK...Was his 1st longball at Oakland Coliseum as a member of the visiting team.
- Hit his 17th and 18th home runs on July 28 vs. DET, his 1st multi-HR game of the season (9th career).
- Drilled his 19th dinger on July 29 vs. DET, homering in consecutive games for the 3rd time in the month, the 4th time in 2022, and the 19th time in his career.
- Notched his 20th **home run** on July 31 vs. DET, reaching the milestone for the 4th time in his career...His nine home runs in July were T-2nd in the AL while his 22 RBI were 3rd.
- Clubbed his 23rd home run on Aug. 13 vs. CLE, tying **Vladimir Guerrero Jr.** for the team lead at the time.
- Banged out his 24th blast on Aug. 20 at NYY...Was his 13th home run since July 5, tied with **Matt Olson** for 2nd in MLB over that span (1st: **Aaron Judge** - 17).
- Went 3-for-4 with a pair of home runs on Sept. 16 vs. BAL...Was his 2nd multi-HR game of the year (10th career).
- Notched his 27th home run while going 2-for-4 with a double and three RBI on Sept. 20 at PHI.
- In his final 79 games, went 67-for-274 (.245) with 30 XBH and 39 RBI (31 OPS).

Bold – career high; Red – league high

Year	Club and League	AVG	G	AB	R	H	2B	3B	HR	RBI	BB	IBB	SO	SB	CS	OBP	SLG	OPS	SH	SF	HBP
2014	Athletic (ARIZ)	.429	3	14	1	6	1	1	0	0	1	0	1	0	0	.467	.643	1.110	0	0	0
	Beloit (MIDW)	.237	50	190	22	45	8	3	5	20	7	0	46	2	1	.282	.389	.671	0	0	5
	Midland (TL)	.000	1	3	0	0	0	0	0	0	0	0	0	0	0	.000	.000	.000	0	0	0
2015	Stockton (CALL)	.250	80	304	60	76	21	3	23	57	39	0	79	4	1	.341	.566	.907	0	4	5
2016	Midland (TL)	.244	117	438	78	107	26	4	29	83	59	5	147	7	4	.335	.521	.856	0	4	3
	Nashville (PCL)	.197	18	76	14	15	1	1	7	13	9	1	26	0	0	.282	.513	.795	0	0	0
2017	Stockton (CALL)	.000	2	7	0	0	0	0	0	0	1	0	3	0	0	.125	.000	.125	0	0	0
	Nashville (PCL)	.257	49	175	30	45	6	2	16	30	25	1	63	5	4	.348	.589	.937	0	3	1
	OAKLAND (AL)	.234	84	290	39	68	23	2	14	40	32	0	92	0	3	.313	.472	.785	0	2	2
2018	Stockton (CALL)	.250	1	4	0	1	0	0	0	0	0	0	1	0	0	.250	.250	.500	0	0	0
	OAKLAND (AL)	.278	145	547	100	152	42	6	24	68	58	0	146	1	2	.356	.508	.864	0	2	9
2019	OAKLAND (AL)	.249	156	583	102	145	36	3	36	91	73	0	147	1	1	.342	.506	.848	0	3	11
2020	OAKLAND (AL)	.232	37	142	22	33	9	2	10	25	8	0	54	0	0	.276	.535	.811	0	1	1
2021	OAKLAND (AL)	.210	151	529	75	111	15	3	27	72	80	0	202	3	2	.314	.403	.717	0	9	4
2022	TORONTO (AL)	.229	155	538	83	123	27	1	27	76	68	1	170	2	2	.324	.433	.757	0	5	10
	Minor Totals	.244	321	1211	205	295	63	14	80	203	141	7	366	18	10	.327	.517	.844	0	11	14
	MAJOR TOTALS	.240	728	2629	421	632	152	17	138	372	319	1	811	7	10	.329	.469	.798	0	22	37

ALL-STAR GAME RECORD

Year	League and City	AVG	G	AB	R	H	2B	3B	HR	RBI	BB	IBB	SO	SB	CS	OBP	SLG	OPS	SH	SF	HBP
2019	AL at CLE	.000	1	0	1	0	0	0	0	0	1	0	0	0	0	1.000	.000	1.000	0	0	0

WILD CARD RECORD

Year	Club and Opp.	AVG	G	AB	R	H	2B	3B	HR	RBI	BB	IBB	SO	SB	CS	OBP	SLG	OPS	SH	SF	HBP
2018	OAK vs. NYY	.200	1	5	0	1	0	0	0	0	0	0	0	0	0	.200	.200	.400	0	0	0
2019	OAK vs. TB	.333	1	3	0	1	0	0	0	0	0	0	0	0	0	.500	.333	.833	0	0	0
2022	TOR vs. SEA	.429	2	7	0	3	1	0	0	1	1	0	2	0	0	.444	.571	1.015	0	1	0
	TOTALS	.333	4	15	0	5	1	0	0	1	2	0	2	0	0	.389	.400	.789	0	1	0



HOME RUN BREAKDOWN

Total	H	A	ONE GAME						IP	PH	RHP	LHP	
			2	3	4	GS	LO	XN					
138	73	65	10	0	0	0	0	0	1	0	0	100	38

TRANSACTIONS

- Selected by the Oakland Athletics in the 1st round (25th overall) of the 2014 First-Year Player Draft
- On injured list (left knee cellulitis) from June 22-July 3, 2017
- On injured list (right hand soreness) from June 16-July 3, 2018
- On injured list (right hip strain) on September 12, 2020 for the remainder of the season
- Traded to the Toronto Blue Jays in exchange for RHP Gunnar Hoglund, LHP Zach Logue, INF Kevin Smith, and LHP Kirby Sneed on March 16, 2022

GAME HIGHS

ML Debut	June 15, 2017 vs. NYY	Stolen Bases	1 – 7x, last: Aug. 20, 2022 at NYY
Runs	3 – 16x, last: Sept. 20, 2022 at PHI	Last ML Home Run	Sept. 20, 2022 at PHI
Hits	4 – July 7, 2018 at CLE	Longest Hitting Streak	16G – June 11-29, 2021
Home Runs	2 – 10x, last: Sept. 16, 2022 vs. BAL	Longest On-Base Streak	30G – July 11-Aug. 17, 2018
RBI	6 – 2x, last: Aug. 10, 2020 at LAA	Longest Hitless Streak	23AB – Sept. 22-28, 2021

MILESTONES

Category	Date	Opponent	Pitcher	Notes
Hit	1 June 16, 2017	New York (AL)	Holder	RBI Single
	500 Sept. 3, 2021	at Toronto	Manoah	RBI Double
Home Run	1 July 15, 2017	Cleveland	Kluber	1R
	100 August 14, 2021	at Texas	Lyles	1R
Multi-HR Game (10)	10 Sept. 16, 2022	Baltimore	Lyles, Krehbiel	1R, 2R
Walk-off HR	1 May 10, 2019	Cleveland	Hand	1R, 12th inning
	2 June 20, 2019	Tampa Bay	Castillo	3R, 9th inning
Extra-Inning HR	1 May 10, 2019	Cleveland	Hand	1R, 12th inning
RBI	1 June 16, 2017	New York (AL)	Severino	Groundout
Stolen Base	1 July 7, 2018	at Cleveland	Tomlin	3rd base
			C-Gomes	

PROFESSIONAL CAREER:

MINORS:

- Spent most of his 1st professional season in 2014 at Class-A Beloit of the Midwest League where he batted .237 with five home runs and 20 RBI in 50 games...Batted .310 with two home runs and four RBI in eight postseason games to help the Double-A Midland RockHounds to the Texas League Championship...Was rated as the A's 4th-best prospect by Baseball America following the season.
- Spent the entire 2015 campaign at Single-A Stockton but appeared in just 80 games due to two stints on the disabled list...Despite the limited playing time, he led the A's farm system in home runs (23)...Was rated as the A's 3rd-best prospect by Baseball America at the end of the season.
- Was named Texas League Player of the Year in 2016 after batting .244 with 29 home runs and 83 RBI in 117 games with Double-A Midland...Led the league in runs (78), home runs, slugging percentage (.521), extra-base hits (59), and strikeouts (147), ranked 2nd in RBI and tied for 3rd in walks (59)...Was named to the TL Mid-Season and Post-Season All-Star teams and was a Baseball America Double-A All-Star.

2017:

- Selected from Triple-A Nashville on June 15 and made his **MLB debut** that night vs. NYY (0-for-3, 2BB, R)...Started 83 of the A's 84 games at third base while on the active roster following his promotion.
- Led Major League rookies in doubles (21) and extra-base hits (37) after the All-Star Break and ranked 3rd among American League rookies in runs (37), home runs (14), and RBI (37).
- Named the third baseman of Baseball America's All-Rookie Team.
- Had 68 hits, 39 of which went for extra bases (57.4%)...That was the 2nd-highest percentage of hits going for extra bases in Athletics history among players with 250 or more plate appearances (**Mark McGwire** - 59.8% in 1995).
- Turned 34 double plays, the 4th most among AL third basemen...They were also the most in Major League history among third basemen with fewer than 100 games played (84G).
- Hit his 1st Major League home run on July 15 off **Corey Kluber**, a [solo blast](#) in the 3rd inning.



2018:

- Earned the American League Gold Glove for third basemen after leading all Major League fielders with 29 defensive runs saved and topping all third basemen in total chances (484) and assists (331)...Also won the Platinum Glove for all AL fielders and was named Defensive Player of the Year by Wilson.
- Tied for 7th in the AL in doubles (42), T-8th in triples (6), 9th in OPS (.864), 10th in runs (100), and 10th in extra-base hits (72).
- Finished 7th in AL MVP voting and was one of seven players to be named on all 30 ballots.
- Became the first Athletic to score 100 runs since **Nick Swisher** had 106 in 2006.
- In addition to leading all third basemen in total chances and assists, ranked 2nd in putouts (133), 3rd in double plays (37), and 3rd in games (145).
- Made his 1st career Opening Day start on March 29 vs. LAA and became the A's 5th different Opening Day starter at third base in the last five years.
- Had a career-best streak of five consecutive multi-hit games from April 2-6.
- Tied an Oakland record on June 12 vs. HOU with three doubles and did it again on August 13 vs. SEA...Became the 3rd player in Oakland history with multiple three-double games in a season (**Joe Rudi** in 1974, **Ben Grievie** in 1998).
- Went 4-for-4 with two doubles, a walk, and a stolen base on July 7 at CLE...Marked his 1st career four-hit game, his 1st stolen base, and the 1st time he reached base safely five times in a game.
- Reached base safely in a career-high 30 consecutive games from July 11-August 17...Hit .342 with a .415 on-base percentage and .658 slugging percentage during the streak, which was the longest by an Athletic since **Jack Cust** had a 39-game streak from August 26, 2008-April 18, 2009.
- Tied an Oakland record with two triples on July 26 at Texas...Also homered to join **Adam Piatt** (April 30, 2000 vs. MIN) as the only players in Oakland history to homer in a two-triple game.
- Led the Majors with 22 extra-base hits in the month of August, matching the most in Athletics history (**Bob Johnson** in 1938)...It was the 2nd-highest total in any month in Oakland history to **Reggie Jackson's** 24 in June of 1969.
- Went 1-for-5 in a start at third base in the Wild Card game on Oct. 3 at NYY.

2019:

- Set career highs in runs (102), home runs (36), RBI (91), and extra-base hits (75).
- Won his 2nd consecutive Rawlings Gold Glove for American League third basemen, his 2nd straight Wilson Defensive Player of the Year for Major League third basemen, and his 2nd straight AL Platinum Glove Award.
- Led all third basemen in fielding percentage (.981), total chances (466), putouts (146), and defensive runs saved (18) while his 311 assists were 2nd to **Nolan Arenado** (337)...Led all players, regardless of position, in ultimate zone rating (14.8).
- Named best third baseman in the Fielding Bible Awards for the 2nd consecutive season.
- Finished 6th in AL MVP voting after placing 7th in 2018.
- Set an Athletics record for home runs by a third baseman (36), breaking the previous mark of 32 by **Eric Chavez** in 2001.
- Scored 100+ runs for a 2nd straight season, the 5th player in Oakland history with two seasons of 100 or more runs.
- His 36 home runs are third most in a season in Athletics history by a player in one of his first three seasons in the majors behind **Mark McGwire** (49 in 1987) and **Reggie Jackson** (47 in 1969).
- Led the AL with 17 of his 36 home runs coming in the 7th inning or later, tied for 2nd in the Majors and 2nd most in Oakland history (**Khrist Davis** - 19 in 2018).
- Recorded 36 doubles and joined **Marcus Semien** as the first Athletic teammates with at least 30 doubles and 30 homers in a season since 2002, when both **Eric Chavez** and **Miguel Tejada** did it.
- Tied for the AL lead in home runs at home (21).
- Homered in the A's 1-0 win over Boston April 2 to become the 1st player in Athletics history to hit a 1st-inning home run in a 1-0 victory...Had six putouts the next day against the Red Sox to set an Oakland record for putouts in a nine-inning game by a third baseman.
- Notched his 1st career game-ending RBI on May 10 vs. CLE, a **walk-off** home run off **Brad Hand** to lead off the 12th...Was the 3rd time he was at the plate for a walk-off (single and error on July 22, 2018 vs. SF; wild pitch on Sept. 22, 2018 vs. MIN).
- Hit his 2nd career **walk-off** home run June 20 vs. TB, a three-run shot off **Diego Castillo** in the bottom of the 9th.
- Had a career-high six RBI on June 30 at LAA, going 3-for-5 with a double, a triple, and a home run...Became the 10th player in Oakland history to fall a single short of the cycle (last: **Mark Canha** on May 19, 2017 vs. BOS).
- Named to his 1st AL All-Star team on June 30...Finished 2nd on the Player Ballot to **Alex Bregman**, who was voted in by the fans...Walked and scored in his only at bat in the All-Star Game on July 9 in Cleveland...Participated in the Home Run Derby and hit 13 homers, losing to **Vladimir Guerrero Jr.** (29) in the opening round.
- Started at third base in the AL Wild Card Game on Oct. 2 vs. TB and went 1-for-3 with a walk.

2020:

- Batted .232 with 10 home runs and 25 RBI in 37 games before going on the injured list Sept. 12 with a strained right hip...Underwent surgery that day and missed the remainder of the season.
- Had a career-best .535 slugging percentage...Averaged 14.20 AB/HR and 5.68 AB/RBI, both were the best of his career.
- Hit .240 with nine of his 10 home runs and 23 of his 25 RBI against right-handed pitching.
- Started 35 games at third base and one at shortstop, his 1st career appearance at a position other than third...Started the 2nd game of the doubleheader on Aug. 29 at HOU at short following an injury to **Marcus Semien**.
- Had a .295 batting average in 15 starts hitting clean-up.
- Notched an Oakland record streak of eight consecutive home games with an extra-base hit from Aug. 7-23 (previous: seven by **Coco Crisp** in 2013 and **Tony Phillips** in 1985)...Hit .394 with five doubles and five home runs over that span.
- Had a career-high 11 total bases on Aug. 10 at LAA and matched his highs with two home runs (5th time), six RBI (also June 30, 2019 at LAA), three runs scored (10th time), and three extra-base hits (7th time)...Also tripled to become the 1st player in Athletics history with at least two home runs, a triple, and six RBI in a game.
- Recorded eight doubles, a triple, nine home runs, and 22 RBI in 25 games in August...Tied for 3rd in the majors in extra-base hits for the month (18) and tied for 10th in RBI...The 22 RBI were his most ever in a month and the home runs matched his most (Aug. 2018)...The 18 extra-base hits were 2nd most in Oakland history in August, trailing only the record of 22 that he set in 2018.




2021:

- Won his 3rd AL Gold Glove in the last four years after leading Major League third basemen in fielding percentage (.987)... Rounded to four digits, his mark of .9865 fell .0007 short of the Oakland record of .9872 set by **Eric Chavez** in 2006.
- Had 166 putouts, the most by a third baseman since **Darrell Evans** had 185 for Atlanta in 1974...They were 3rd most in Oakland history to **Sal Bando** (188 in 1968 and 178 in 1969)...Also led all third basemen in total chances (446), ranked 2nd in double plays (38), and 4th in assists (274).
- Offensively, he finished 4th among AL third basemen in both home runs (27) and RBI (72).
- Reached double figures in homers for the 5th time in five seasons, joining **Bob Johnson** as the only players in Athletics history hit 10 or more home runs in each of his first five seasons...**Johnson** did it in his first 10 seasons from 1933-42.
- Walked a career-high 80 times, which tied for 9th most in the AL...Tied a career high while leading the Majors in pitches per plate appearance (4.30).
- Tied for 5th in the AL with a career-high nine sacrifice flies.
- Stole three bases after tallying just two in 422 games over his first four seasons.
- Hit 23 of his 27 home runs with the bases empty and tied for 5th in the AL in solo home runs...31 of his 37 home runs over the last two years have come with no one on base.
- Pinch-hit for the 1st time in his career on April 27 at TB and struck out.
- Had a career-high 52-game errorless streak from May 14-July 17, the 7th-longest errorless streak in Oakland history by a third baseman.
- Had a career-high 16-game hitting streak from June 11-29...Batted .323 (21-for-65) with 15 runs, four doubles, a triple, six home runs, and 18 RBI during the streak.
- Drove in 21 runs in the month of June, the 2nd-most RBI in a single month in his career (22 in August 2020).
- Tied an Athletics record with five walks on Aug. 12 at CLE (done eight times).
- Drilled a pair of home runs on Aug. 14 at TEX, the 2nd of which was the **100th** of his career, a 7th-inning solo shot off **Jordan Lyles**.
- Hit nine home runs in August, which tied for 4th in the AL and matched his most ever in a month (Aug. 2018 and Aug. 2020).
- Plated a pair of runs with a **double** in the 1st inning on Sept. 3 at Toronto for the 500th hit of his career.
- Started games at every spot in the order except 1st and 9th.

Career-Highs - Statcast

	Speed/Distance	Date
Hardest Hit Ball:	115.9 MPH	Aug. 29, 2020 at HOU
Farthest Hit Ball:	455 feet	July 15, 2017 vs. CLE
Top Sprint Speed:	32.8 ft/s	June 5, 2018 at TEX





CIMBER ADAM

90 PITCHER

BIRTHDATE August 15, 1990
 OPENING DAY AGE 32
 BIRTHPLACE Portland, OR
 RESIDENCE Scottsdale, AZ
 INSTAGRAM @a_cimper

BATS/THROWS R/R
 HEIGHT/WEIGHT 6-3/195
 CONTRACT STATUS signed thru 2023
 M.L. SERVICE 4.156
 OPTIONS USED 0 of 3

PERSONAL:

- Adam Christian Cimper.
- Married to Lauren...Missed a portion of 2022 Spring Training for the birth of their son, River.
- Graduated from Puyallup High School (WA) where he threw a no-hitter, a one-hitter, and earned First-Team All-State honors and Tacoma News-Tribune's Area Player of the Year.
- Before transferring to the University of San Francisco for his senior season, attended the University of Washington where he twice made the second-team All-Pac-10/Pac-12 Academic roster in three seasons for UW (graduated after three years with a degree in history)...Gives credit to his first college pitching coach, Greg Moore, as the person who has had the biggest influence in his life (Moore was at USF for his senior year)...Did grad classes at USF in sport management.
- His dad is production manager for Mariners radio affiliate (KIRO), writes and voices commercials that air during M's games.
- Adam's music hobby started when he was 14...Sister had a class on history of rock and roll and brought home the Beatles movie, "It's a Hard Day's Night" and decided he wanted to play guitar...First concert was Aerosmith.
- Is the only player in Blue Jays history to wear number 90.
- Took part in both the Toronto and Vancouver portions of the 2023 Blue Jays Winter Tour.

LAST SEASON:

- His 77 appearances tied for the most in the Majors and set a career high (72G in 2021)...Is one of 11 pitchers in franchise history to appear in at least 77 games in a single season (last: **Scott Downs** - 81G in 2007).
- His 10 wins were tied with **Chris Stratton** for the most among MLB relievers.
- Tossed 1.2 scoreless innings (H, 3K) on April 15 vs. OAK, earning his MLB-leading 3rd win of the season, matching his win total from 2021...The three wins tied **Bill Caudill** (1985) and **Casey Janssen** (2010) for the most by a Toronto pitcher in the team's first eight games of a season.
- Earned his 1st **save** of the season (3rd career) with a scoreless 9th inning on April 23 at HOU (1.0, H, K).
- Picked up his 3rd save (5th career) with a clean 9th frame on May 17 vs. SEA...Saved back-to-back games for the 1st time in his career.
- Pitched a clean 10th inning on June 15 vs. BAL (1.0, K) to earn his 7th win of 2022, setting a new career high (6 in 2019).
- Earned his career-high 4th **save** of the year with a clean 9th inning on June 30 vs. TB (1.0, K).
- Tossed 2.0 shutout innings for his 8th win on July 6 at OAK...Pitched at least 2.0 frames for the first time since Aug. 10, 2021 at LAA (2.0).
- Won his 10th game of the year on Aug. 24 at BOS (1.0, H), becoming the 6th reliever in franchise history to reach double-digit wins in a single season.

Bold – career high; Red – league avg

Year	Club & League	W-L	ERA	G	GS	CG	SHO	SV	IP	H	R	ER	HR	HB	BB	IBB	SO	WP	BK	AVG
2013	Eugene (NOR)	3-1	2.56	28	0	0	0	10	31.2	25	10	9	2	2	7	2	27	2	0	.216
2014	Lake Elsinore (CAL)	5-3	2.90	52	1	0	0	0	77.2	80	27	25	5	2	9	2	43	5	0	.272
2015	San Antonio (TEX)	4-2	3.05	44	0	0	0	1	56.0	56	21	19	4	0	15	1	45	2	0	.264
	El Paso (PCL)	0-0	3.00	2	0	0	0	0	3.0	5	3	1	1	0	0	0	1	0	0	.333
2016	San Antonio (TEX)	3-2	2.56	42	0	0	0	3	52.2	41	19	15	1	1	14	3	27	0	0	.216
	El Paso (PCL)	0-1	17.36	4	0	0	0	0	4.2	15	9	9	3	0	1	0	4	0	0	.556
2017	San Antonio (TEX)	1-1	2.81	12	0	0	0	1	16.0	12	5	5	1	4	2	0	13	0	0	.203
	El Paso (PCL)	4-1	2.92	37	2	0	0	4	64.2	51	21	21	10	2	8	0	52	0	0	.216
2018	CLEVELAND (AL)	0-3	4.05	28	0	0	0	0	20.0	26	9	9	3	4	7	6	7	1	0	.325
	SAN DIEGO (NL)	3-5	3.17	42	0	0	0	0	48.1	42	19	17	2	2	10	3	51	0	0	.237
	2 TEAMS	3-8	3.42	70	0	0	0	0	68.1	68	28	26	5	6	17	9	58	1	0	.265
2019	CLEVELAND (AL)	6-3	4.45	68	0	0	0	1	56.2	56	29	28	6	4	19	2	41	0	0	.257
2020	CLEVELAND (AL)	1-1	3.97	14	0	0	0	0	11.1	13	5	5	1	0	2	0	5	0	0	.289
2021	MIAMI (NL)	1-2	2.88	33	0	0	0	0	34.1	30	14	11	0	5	11	4	21	1	0	.242
	TORONTO (AL)	2-2	1.69	39	0	0	0	1	37.1	31	10	7	2	2	5	0	30	0	0	.226
	2 TEAMS	3-4	2.26	72	0	0	0	1	71.2	61	24	18	2	7	16	4	51	1	0	.234
2022	TORONTO (AL)	10-6	2.80	77	0	0	0	4	70.2	66	28	22	6	8	13	1	58	1	0	.248
	Minor Totals	20-11	3.06	221	3	0	0	19	306.1	285	115	104	27	11	56	8	212	9	0	.248
	MAJOR TOTALS	22-22	3.20	301	0	0	0	6	278.2	264	114	99	20	25	67	16	213	3	0	.252

WILD CARD RECORD

Year	Club and Opp.	W-L	ERA	G	GS	CG	ShO	SV	IP	H	R	ER	HR	HB	BB	IBB	SO	WP	BK	AVG
2020	CLE vs. NYY	0-0	40.50	1	0	0	0	0	0.2	2	3	3	0	0	1	0	0	0	0	.667
2022	TOR vs. SEA	0-0	0.00	2	0	0	0	0	1.0	0	0	0	0	0	2	1	0	0	0	.000
	TOTALS	0-0	16.20	3	0	0	0	0	1.2	2	3	3	0	0	3	1	0	0	0	.333

DIVISION SERIES RECORD

Year	Club and Opp.	W-L	ERA	G	GS	CG	ShO	SV	IP	H	R	ER	HR	HB	BB	IBB	SO	WP	BK	AVG
2018	CLE vs. HOU	0-0	4.50	2	0	0	0	0	2.0	2	1	1	0	0	1	0	0	0	1	.286



TRANSACTIONS

- Selected by the San Diego Padres in the 9th round of the 2013 First-Year Player Draft
- Traded to the Cleveland Indians along with LHP Brad Hand in exchange for C Francisco Mejia on July 19, 2018
- Traded to the Miami Marlins in exchange for cash considerations on November 30, 2020
- Traded to the Toronto Blue Jays along with OF Corey Dickerson and cash considerations in exchange for INF Joe Panik and RHP Andrew McInvalle on June 29, 2021

GAME HIGHS

ML Debut	March 29, 2018 vs. MIL	ER Allowed	4 – April 20, 2019 vs. ATL
Innings Pitched:		HR Allowed	2 – Aug. 12, 2018 at CWS
Starter	None	Low Hit CG	None
Reliever	3.0 – 3x, last: June 12, 2018 at STL	Last Win	Aug. 24, 2022 at BOS
Walks:		Last Save	June 30, 2022 vs. TB
Starter	None	Last CG	None
Reliever	3 – 2x, last: April 20, 2019 vs. ATL	Last Sho	None
Strikeouts:		Last Start	None
Starter	None	Last Relief App.	Oct. 5, 2022 at BAL (2)
Reliever	4 – 2x, last: July 31, 2021 vs. KC	Longest Win Streak	5G – Sept. 29, 2021-April 25, 2022
Hits Allowed	5 – May 27, 2018 at LAD	Longest Losing Streak	6G – June 19-Sept. 20, 2018
		Scoreless Innings Streak	12.0 – Sept. 4-29, 2021

MILESTONES

Category	Date	Opponent	Notes
Win	1 April 14, 2018	San Francisco	2.0 IP, 1H, 0ER, 0BB, 3K
Save	1 Sept. 11, 2019	at Los Angeles (AL)	0.1 IP, 1K

PROFESSIONAL CAREER:

MINORS:

- In 2013, began his professional career with Class-A (short) Eugene, pitching to a 3-1 record with a 2.56 ERA while converting 10 of his 13 save opportunities...His 28 games tied for 1st in the Northwest League, while he ranked 3rd in games finished (22) and 4th in saves (10).
- Spent the 2014 season with Advanced-A Lake Elsinore, posting a 5-3 record with a 2.90 ERA (25 ER/77.2 IP) in 52 games.
- Spent most of the 2015 season with Double-A San Antonio, pitching to a 4-2 record with a 3.05 ERA (19 ER/56.0 IP) over 44 games...His 44 games for San Antonio ranked 7th among Texas League pitchers.
- Split the 2016 campaign between Triple-A El Paso and San Antonio, pitching to a 3-3 record and a 3.77 ERA (24 ER/57.1 IP) over 46 relief appearances...Named a Texas League Mid-Season All-Star for San Antonio after posting a 2-1 record and a 1.86 ERA over 22 appearances before the All-Star break.
- Split the 2017 season between San Antonio and El Paso, combining for a 5-2 record and a 2.90 ERA (26 ER/80.2 IP) over 49 games (two starts)...Promoted to El Paso on May 20 and contributed to El Paso's postseason run, pitching to a 1-0 record over five games and 6.2 scoreless innings.

2018:

- Invited to Major League camp by San Diego in 2018 and made the Opening Day roster after 10 scoreless appearances.
- Made his **MLB debut** on March 29 vs. MIL, taking the loss in a 2-1, 12.0-inning defeat (1.0 IP, 3H, ER).
- Overall with San Diego, recorded an ERA of 3.17 in 42 relief appearances (17ER/48.1 IP).
- Acquired by Cleveland along with **Brad Hand** in exchange for **Francisco Mejia** on July 19, 2018.
- Tied for 3rd among MLB rookie pitchers in games pitched (70).
- 48 of his 70 total outings were scoreless, including 22 of his 28 outings with Cleveland.

2019:

- Spent entire 2019 season in Cleveland's bullpen, finishing 2nd on the club with 19 holds.
- His inherited runner scored percentage of 24.4% (11-for-45) was 7th-lowest in the AL.
- Recorded his 1st Major League save on Sept. 11 at LAA (0.1 IP, 1K).

2020:

- Made 14 appearances for Cleveland, going 0-1 with a 3.97 ERA in 11.1 innings with two walks, five strikeouts, and only one home run allowed.
- Kept left-handed hitters to a .143 average (2-for-14).

2021:

- Pitched a career-high 71.2 innings.
- Kept a 1.69 ERA (7 ER/37.1 IP), a 0.96 WHIP, and a .226 AVG in 39 games as a Blue Jay.
- Did not allowed a home run from Aug. 12, 2020 vs. CHC until Aug. 15, 2021 at SEA...The 58.2 homer-free innings marked the longest active streak in MLB.
- Acquired from Miami along with **Corey Dickerson** and cash in exchange for **Joe Panik** and **Andrew McInvalle** on June 29.
- Made his Blue Jays debut on July 1 vs. SEA, tossing 1.1 scoreless innings (H, K)...Picked up his 1st Toronto win on July 3 vs. TB (1.0 IP, 1H).
- Tied a career high with **four strikeouts** on July 31 vs. KC (also April 11, 2018 at COL).
- Picked up his **1st save of the season** on Aug. 5 vs. CLE with a 1-2-3 9th inning (1.0 IP, 1K)...His only other career save came as a member of Cleveland's bullpen on Sept. 11, 2019 at LAA (0.1 IP, 1K).

Statcast Data

	2022	Career
Strikeout %:	19.9	18.7
Walk %:	4.1	4.5
Hard Hit %:	38.8	34.9
Fastest Pitch:	90.2 MPH	July 6, 2018 at ARI





NON-ROSTER

CLARKE PHILIP

71

CATCHER

BIRTHDATE March 24, 1998
 OPENING DAY AGE 25
 BIRTHPLACE Atlanta, GA
 RESIDENCE Nashville, TN
 INSTAGRAM @philclarke

BATS/THROWS L/R
 HEIGHT/WEIGHT 5-11/190
 CONTRACT STATUS signed thru 2023
 M.L. SERVICE 0.000
 OPTIONS USED 0 of 3

PERSONAL:

- Philip Andrew Clarke.
- Went to high school at Christ Presbyterian Academy in Nashville, TN...Led the Lions to multiple district, sectional, and regional championships as well as a state championship in 2015...Ranked 166 on Baseball America's Top 500 coming out of high school.
- Attended Vanderbilt University...Batted .303 with eight home runs and 68 RBI in 64 games as he helped the Commodores to a College World Series title in 2019...Hit a team-best .360 (9-for-25) in six World Series games...Named American Baseball Coaches Association (ABCA) Third-Team All-American and was named to the Southeastern Conference All-Conference Team.
- Golfs in his spare time.

LAST SEASON:

- Spent the entirety of his 3rd Minor League season with Double-A New Hampshire.
- Played in 77 games, batting .234 with 13 extra-base hits, 33 RBI, and a 38BB/44K ratio.
- Caught 59 games for the Fisher Cats, notching a .993 fielding percentage while throwing out 14 of 99 attempted basestealers.

Bold – career high; Red – league high

Year	Club and League	AVG	G	AB	R	H	2B	3B	HR	RBI	BB	IBB	SO	SB	CS	OBP	SLG	OPS	SH	SF	HBP
2019	Vancouver (NWL)	.257	37	144	24	37	5	0	2	16	21	0	22	1	0	.359	.333	.692	0	0	2
2021	Vancouver (A+)	.248	87	327	49	81	18	1	6	48	35	1	60	1	1	.345	.364	.709	1	1	14
2022	New Hampshire (AA)	.234	77	248	33	58	9	0	4	33	38	0	44	2	1	.343	.319	.662	0	5	6
Minor Totals		.245	201	719	106	176	32	1	12	97	94	1	126	4	2	.347	.342	.689	1	6	22

TRANSACTIONS

- Selected by the Toronto Blue Jays in the 9th round of the 2019 First-Year Player Draft

PROFESSIONAL CAREER:

MINORS:

- Drafted by the Blue Jays in June of 2019 and was assigned to Class-A (short) Vancouver to begin his professional career.
- Hit .257 with a .359 on-base percentage in 37 games.
- Threw out nine of 38 stolen base attempts (23.7%).
- Named a Northwest League Mid-Season All-Star.
- Spent the 2020 season training at The Bledsoe Agency with his teammate at the time, **Ryan Noda**.
- Lived with Vandy and then Blue Jays teammate **Austin Martin** for the summer of 2020.
- Spent his 2021 season with High-A Vancouver, appearing in 87 games while batting .248 with 18 doubles, a triple, six home runs, and 48 RBI (.709 OPS)...His 48 RBI were tied for the 4th most among all High-A catchers.





DANNER HAGEN

65
PITCHER

BIRTHDATE September 30, 1998
OPENING DAY AGE 24
BIRTHPLACE Newport Beach, CA
RESIDENCE Huntington Beach, CA
INSTAGRAM @hagyd

BATS/THROWS R/R
HEIGHT/WEIGHT 6-1/215
CONTRACT STATUS signed thru 2023
M.L. SERVICE 0.000
OPTIONS USED 1 of 3

PERSONAL:

- Hagen Jarrell Danner...Pronounced HAY-ghen.
- Attended Huntington Beach High School.
- Named a Rawlings Preseason All-American and California All Region 1st Team member in 2017.

LAST SEASON:

- Spent the season with Double-A New Hampshire...Pitched in just four games before being shut down in April with an elbow injury...Allowed two runs over 3.2 total frames (4.91 ERA) with three walks and a strikeout.
- Appeared in eight games for Salt River in the Arizona Fall League, going 1-1 with a 3.52 ERA (3 ER/7.2 IP), walking just a single batter while striking out eight for a 0.78 WHIP.

Bold – career high; Red – league high

Year	Club & League	W-L	ERA	G	GS	CG	SHO	SV	IP	H	R	ER	HR	HB	BB	IBB	SO	WP	BK	AVG
2021	Vancouver (HAW)	2-1	2.02	25	0	0	0	3	35.2	21	11	8	2	3	12	0	42	10	0	.171
2022	New Hampshire (EL)	0-0	4.91	4	0	0	0	2	3.2	5	2	2	0	0	3	1	1	1	0	.313
Minor Totals		2-1	2.29	29	0	0	0	5	39.1	26	13	10	2	3	15	1	43	11	0	.187

TRANSACTIONS

- Selected by the Toronto Blue Jays in the 2nd round of the 2017 First-Year Player Draft.

PROFESSIONAL CAREER:

MINORS:

- Spent his 1st professional season in 2017 with the GCL Blue Jays...Batted .160 with five doubles, two homers, and 20 RBI over 34 games.
- In 2018, appeared in 32 games for Rookie-level Bluefield, going 31-for-111 (.279) with 11 doubles, two homers, and 19 RBI (.841 OPS).
- In last full season as a primary hitter in 2019, played in 80 games for Class-A Lansing...Finished the year with a .170 batting average, eight doubles, five triples, 12 home runs, and 33 RBI.
- Spent the cancelled 2020 season working out at a facility in Southern California called A2D Fitness...Trained specifically as a pitcher...Was joined there by NYM's **Dominic Smith**, SD's **Jacob Nix**, and TB's **Chris Betts**.
- In his 1st season solely as a pitcher in 2021, pitched 25 games with High-A Vancouver, going 2-1 with a 2.02 ERA (8 ER/35.2 IP), 12 walks, and 42 strikeouts...His 0.93 WHIP ranked 3rd among all High-A pitchers (min. 25G).
- Was added to Toronto's 40-man roster at the end of the year to protect him from the Rule 5 Draft.

FIRST TO 100 HOME RUNS

In 2021, the Blue Jays became the first team in the Majors to reach 100 home runs, doing so for the 4th time in franchise history.

Year	Game	Date	Opponent
1990	75	June 28	Boston
2010	65	June 14	San Diego
2014	76	June 21	Cincinnati
2021	64	June 14	Boston

BIOGRAPHIES

LAST SEASON

HISTORY

RECORDS

OPPONENTS

PLAYER DEV.

MEDIA & MISC.





NON-ROSTER

EDEN CAM

BIRTHDATE March 31, 1998
 OPENING DAY AGE 24
 BIRTHPLACE Yuba City, CA
 RESIDENCE Yuba City, CA
 INSTAGRAM @cameron_eden

BATS/THROWS R/R
 HEIGHT/WEIGHT 6-1/205
 CONTRACT STATUS signed thru 2023
 M.L. SERVICE 0.000
 OPTIONS USED 0 of 3

87

OUTFIELDER

PERSONAL:

- Cameron Ray Eden.
- Enjoys playing basketball in his spare time.
- Spent three seasons at the University of California from 2017-2019...Appeared in 148 collegiate games, batting .316 (168-for-532) with 23 doubles, four triples, 14 home runs, and 80 RBI for an. 829 OPS.

LAST SEASON:

- Spent time at three Minor League levels in 2022, making stops at Single-A Dunedin, High-A Vancouver, and Double-A New Hampshire.
- Stole 36 combined bases on the season, including going 32-for-35 for the Fisher Cats, the 4th-most steals in the Eastern League (**David Hamilton** - 70, **Anthony Volpe** - 44, **Elijah Dunham** - 37)...The 36 total swipes were good for 3rd among all Blue Jays farmhands (**Steward Berroa** - 47, **Angel Del Rosario** - 40).
- Played 615.1 innings defensively in center field, picking up three assists while committing two errors for a .988 fielding percentage.

Bold – career high; Red – league high

Year	Club and League	AVG	G	AB	R	H	2B	3B	HR	RBI	BB	IBB	SO	SB	CS	OBP	SLG	OPS	SH	SF	HBP
2019	Vancouver (NORW)	.220	56	218	22	48	7	2	1	11	19	0	56	8	2	.292	.284	.576	0	0	3
2021	Vancouver (NORW)	.274	48	179	41	49	9	1	4	31	26	0	50	30	2	.382	.402	.784	1	4	8
2022	Dunedin (FL)	.400	4	15	4	6	1	0	2	4	1	0	4	2	0	.500	.867	1.367	0	0	2
	Vancouver (NORW)	.297	10	37	4	11	4	1	0	2	2	1	8	2	2	.357	.459	.816	0	1	2
	New Hampshire (EL)	.215	80	274	33	59	14	0	10	35	26	0	108	32	3	.292	.376	.668	0	1	4
Minor Totals		.239	198	723	104	173	35	4	17	83	74	1	226	74	9	.324	.369	.693	1	6	19

TRANSACTIONS

- Selected by the Toronto Blue Jays in the 6th round of the 2019 First-Year Player Draft

PROFESSIONAL CAREER:

MINORS:

- Spent his 1st professional season in 2019 with High-A Vancouver...Played in 56 games, batting .220 (48-for-218) with 10 extra-base hits and 11 RBI.
- Did not play in 2020 due to the cancelled Minor League season.
- In 2021, spent another season in Vancouver...Hit .274 (49-for-179) over 48 contests with 14 extra-base hits and 31 runs driven in for a .784 OPS...Stole 30 bases and was caught just twice...The 30 swipes were tied for second most among all High-A West hitters (**Nick Dalesandro** - 33).

TORONTO, YOUNGEST PLAYERS TO HIT FIRST HOME RUN - ALL-TIME

PLAYER	DATE	OPPONENT	AGE
Vladimir Guerrero Jr.	05/14/2019	at SF	20 years, 59 days
Danny Ainge	06/02/1979	at SEA	20 years, 77 days
Paul Hodgson	09/19/1980	at BAL	20 years, 158 days
Lloyd Moseby	05/25/1980	vs. NYY	20 years, 202 days
Travis Snider	09/04/2008	vs. MIN	20 years, 215 days
Vernon Wells	09/13/1999	vs. NYY	20 years, 279 days





EISERT BRANDON

79
PITCHER

BIRTHDATE January 19, 1998
 OPENING DAY AGE 25
 BIRTHPLACE Portland, OR
 RESIDENCE Portland, OR
 INSTAGRAM @brandoneisert

BATS/THROWS L/L
 HEIGHT/WEIGHT 6-2/205
 CONTRACT STATUS signed thru 2023
 M.L. SERVICE 0.000
 OPTIONS USED 0 of 3

PERSONAL:

- Brandon Michael Eisert.
- Spent three years at Oregon State University from 2017-2019...Over 62 collegiate appearances, went 18-5 with a 2.28 ERA (42 ER/165.2 IP), 176 strikeouts, and 44 walks.
- Enjoys playing video games and watching movies in his spare time.

LAST SEASON:

- Spent the entire 2022 season pitching for Triple-A Buffalo, making five starts and 40 appearances out of the bullpen.
- Went 4-3 with a 3.41 ERA (23 ER/60.2 IP) and a 1.14 WHIP.
- Struck out 77 batters while walking only 15.

Bold - career high; Red - league high

Year	Club & League	W-L	ERA	G	GS	CG	SHO	SV	IP	H	R	ER	HR	HB	BB	IBB	SO	WP	BK	AVG
2021	Dunedin (LASE)	0-0	0.00	2	0	0	0	0	3.0	2	1	0	0	0	1	0	5	0	0	.167
	Vancouver (HAW)	5-1	4.05	20	0	0	0	0	46.2	51	22	21	5	2	16	0	60	3	0	.279
	New Hampshire (AANE)	1-0	2.63	10	0	0	0	1	13.2	13	4	4	0	0	2	0	17	0	0	.250
2022	Buffalo (IL)	4-3	3.41	45	5	0	0	0	60.2	54	29	23	8	3	15	0	77	1	0	.236
Minor Totals		10-4	3.48	77	5	0	0	1	124.0	120	56	48	13	5	34	0	159	4	0	.252

TRANSACTIONS

- Selected by the Toronto Blue Jays in the 18th round of the 2019 First-Year Player Draft

PROFESSIONAL CAREER:

MINORS:

- In his 1st professional season in 2021, spent time at Single-A Dunedin, High-A Vancouver, and Double-A New Hampshire... Combined to appear in 32 games, pitching to a 3.55 ERA (25 ER/63.1 IP) with 82 strikeouts and 19 walks.
- Started the year with a couple of scoreless outings for the D-Jays before a promotion to the Canadians.
- Went 5-1 across 20 games with Vancouver before joining the Fisher Cats.
- Posted a 2.63 ERA over 10 contests for the Cats to close out his season.

MOST STRIKEOUTS IN FIRST START FOR BLUE JAYS

PLAYER	OPPONENT	IP	H	R	ER	BB	SO	WL
José Núñez	07/09/1987 vs. KC	8.0	6	1	1	0	11	W
Steven Matz	04/05/2021 at TEX	6.1	2	1	1	1	9	W
Roger Clemens	04/02/1997 vs. CWS	9.0	6	1	1	1	9	W
Anthony Kay	09/07/2019 at TB	5.2	4	2	2	3	8	ND
Trent Thornton	03/31/2019 vs. NYY	5.0	2	0	0	0	8	ND
Sean Douglass	07/26/2004 vs. NYY	5.0	5	4	4	4	8	ND
Lance Painter	05/10/2000 vs. BAL	5.0	2	1	1	1	8	W
Mike Flanagan	09/05/1987 vs. SEA	7.2	4	0	0	1	8	W
José Berríos	08/01/2021 vs. KC	6.0	5	0	0	1	7	W
Alek Manoah	05/27/2021 at NYY	6.0	2	0	0	2	7	W
Jaime García	04/02/2018 vs. CWS	6.0	4	1	1	2	7	ND
Matt Boyd	06/27/2015 vs. TEX	6.2	9	4	4	0	7	L
Marc Rzepczynski	07/07/2009 at TB	6.0	2	1	1	4	7	ND
Cory Lidle	04/01/2003 vs. NYY	6.0	7	5	5	0	7	L
Omar Daal	09/13/1997 at SEA	7.0	6	3	3	1	7	ND
Jack Morris	04/06/1992 at DET	9.0	5	2	2	3	7	W
Todd Stottlemyre	04/10/1988 at MIN	4.1	3	4	4	3	7	L
Dave Lemanczyk	04/09/1977 vs. CWS	9.0	8	3	3	5	7	L





ESPINAL SANTIAGO

5

INFIELDER

BIRTHDATE November 13, 1994
 OPENING DAY AGE 28
 BIRTHPLACE Santiago, Dominican Republic
 RESIDENCE Miami, FL
 INSTAGRAM @stgo1313

BATS/THROWS R/R
 HEIGHT/WEIGHT 5-10/185
 CONTRACT STATUS signed thru 2023
 M.L. SERVICE 2.149
 OPTIONS USED 1 of 3

PERSONAL:

- Santiago Roman Espinal.
- Attended Lyman High School in Longwood, FL.
- Went to Miami-Dade Community College in Miami, FL...Played one season for the junior college, batting .432 (70-for-162) over 43 games.
- Enjoys playing basketball in his spare time...Favourite player is Kyrie Irving.
- Participated in both the Toronto and Vancouver stops of the 2023 Blue Jays Winter Tour.

LAST SEASON:

- Named to his 1st career All-Star team...Went 0-for-1 with a walk.
- His .301 AVG vs. LHPs ranked 12th in the AL.
- Set career highs in games (135), runs (51), hits (120), doubles (25), home runs (7), RBI (51), and walks (36).
- Went 3-for-3 with a HBP, a stolen base, and two runs on April 11 at NYY...Marked his 6th career three-hit game and his 1st time reaching base four times in a game.
- Hit a solo shot off **Justin Verlander** on April 22 at HOU, his 1st **home run** of the season (3rd career).
- Delivered the game-winning run with a solo homer in the 7th inning on April 23 at HOU, homering in back-to-back games for the 1st time in his career.
- Had a career-high 16-game **hitting streak** from May 5-23 (20-for-56, .357 AVG, 6-2B, 5RBI, .403 OBP, .868 OPS).
- Hit his 1st career **leadoff home run** off **Michael Kopech** on June 1 vs. CWS...Marked his 3rd HR in 49G, surpassing last season's total (2HR in 92G).
- Went deep for the 5th time on June 6 at KC, homering in consecutive games for the 2nd time in the season and in his career.
- Drilled his 7th home run on Aug. 5 at MIN, was his 1st since June 30 vs. TB.
- Placed on the 10-day injured list with a strained left oblique from Sept. 22-Oct. 7.
- Doubled to lead off the 3rd inning in Game 2 of the ALWC vs. SEA, his 1st career **postseason hit** in his 1st career post-season at-bat.

Bold – career high; Red – league high

Year	Club and League	AVG	G	AB	R	H	2B	3B	HR	RBI	BB	IBB	SO	SB	CS	OBP	SLG	OPS	SH	SF	HBP
2016	GCL Red Sox (GCL)	.244	26	86	8	21	2	0	0	10	10	0	11	1	0	.330	.267	.597	2	0	1
2017	Greenville (SAL)	.280	123	492	64	138	18	4	4	46	39	0	67	20	6	.334	.358	.692	5	5	3
2018	Salem (CAR)	.313	65	256	53	80	15	3	7	32	18	1	35	9	1	.363	.477	.840	0	3	4
	Dunedin (FSL)	.262	17	65	9	17	3	1	2	8	6	0	10	0	3	.333	.431	.764	1	0	1
	New Hampshire (EAS)	.286	42	147	17	42	9	2	1	20	14	0	22	2	1	.354	.395	.749	0	1	2
2019	New Hampshire (EAS)	.278	94	367	46	102	21	1	5	57	35	1	50	10	11	.343	.381	.724	4	1	2
	Buffalo (INT)	.317	28	104	11	33	6	0	2	14	7	0	23	2	2	.360	.433	.793	1	0	0
2020	TORONTO (AL)	.267	26	60	10	16	4	0	0	6	4	0	16	1	0	.308	.333	.641	1	1	0
2021	Buffalo (AAA)	.308	4	13	1	4	1	0	1	2	0	0	4	0	0	.308	.615	.923	0	0	0
2022	TORONTO (AL)	.311	92	222	32	69	13	1	2	17	22	0	30	6	1	.376	.405	.781	1	0	1
2022	TORONTO (AL)	.267	135	449	51	120	25	0	7	51	36	1	68	6	6	.322	.370	.692	1	3	2
	Minor Totals	.286	399	1530	209	437	75	11	22	189	129	2	222	44	24	.344	.392	.736	13	10	13
	MAJOR TOTALS	.280	254	731	93	205	42	1	9	74	62	1	114	13	7	.338	.378	.716	3	4	3

ALL-STAR GAME RECORD

Year	League and City	AVG	G	AB	R	H	2B	3B	HR	RBI	BB	IBB	SO	SB	CS	OBP	SLG	OPS	SH	SF	HBP
2022	AL at LAD	.000	1	1	0	0	0	0	0	0	1	0	0	0	0	.500	.000	.500	0	0	0

WILD CARD RECORD

Year	Club and Opp.	AVG	G	AB	R	H	2B	3B	HR	RBI	BB	IBB	SO	SB	CS	OBP	SLG	OPS	SH	SF	HBP
2022	TOR vs. SEA	.500	1	4	2	2	1	0	0	0	0	0	0	0	0	.500	.750	1.250	0	0	0

HOME RUN BREAKDOWN

Total	ONE GAME											
	H	A	2	3	4	GS	LO	XN	IP	PH	RHP	LHP
9	5	4	0	0	0	0	1	0	0	0	6	3

TRANSACTIONS

- Selected by the Boston Red Sox in the 10th round of the 2016 First-Year Player Draft
- Traded to the Toronto Blue Jays in exchange for OF Steve Pearce and cash considerations on June 28, 2018
- On injured list (right hip flexor strain) from August 29-September 23, 2021
- On injured list (left oblique strain) from September 22-October 7, 2022



GAME HIGHS

ML Debut	July 25, 2020 at TB	Stolen Bases	1 – 13x, last: Sept. 7, 2022 at BAL
Runs	4 – July 22, 2022 at BOS	Last ML Home Run	Aug. 5, 2022 at MIN
Hits	3 – 14x, last: Sept. 14, 2022 vs. TB	Longest Hitting Streak	16G – May 5-23, 2022
Home Runs	1 – 9x, last: Aug. 5, 2022 at MIN	Longest On-Base Streak	22G – May 3-28, 2022
RBI	3 – 6x, last: Sept. 10, 2022 at TEX	Longest Hitless Streak	26AB – June 15-22, 2022

MILESTONES

Category	Date	Opponent	Pitcher	Notes
Hit	1 July 28, 2020	at Washington	Freeman	Single
Home Run	1 July 3, 2021	Tampa Bay	Wisler	2R
Leadoff HR	1 June 1, 2022	Chicago (AL)	Kopech	—
RBI	1 Aug. 20, 2020 (G1)	Philadelphia	Howard	Sacrifice Fly
Stolen Base	1 July 26, 2020	at Tampa Bay	Roe	3rd base
			C-Perez	

PROFESSIONAL CAREER:

MINORS:

- Began his pro career with the GCL Red Sox in 2016 and batted .244 over 26 games.
- Connected for 18 doubles, four triples, and four homers while hitting .333 for Class-A Greenville in 2017.
- Among South Atlantic League batters in 2017, ranked 2nd in hits (138) and 10th in average (.280).
- Spent time in the Dominican Winter League with the Estrellas de Oriente, going 1-for-6 with a walk in five games.
- Started 2018 with Advanced-A Salem where he hit .313 with 15 doubles, three triples, and seven home runs over 65 games while being named a Mid-Season All-Star.
- Acquired by the Blue Jays from the Red Sox in exchange for **Steve Pearce** and cash considerations on June 28 and was assigned to Advanced-A Dunedin.
- Played 17 games for the D-Jays and slashed .262/.333/.431 with six extra-base hits.
- Wrapped up his 2018 season playing in 42 contests for Double-A New Hampshire...Hit .286 (42-for-147) for the Fisher Cats, including nine doubles, a pair of triples, a homer, and 20 RBI.
- Recorded four singles, two runs, and two walks over five postseason games for New Hampshire.
- Played in 15 games for the Surprise Saguaros in the Arizona Fall League, batting .250 (14-for-56) with three doubles, a triple, and four RBI.
- Began the 2019 season with Double-A New Hampshire.
- Batted .278 with 27 extra-base hits in 94 games for the Fisher Cats.
- Promoted to Triple-A Buffalo on Aug. 3 and slashed .317/.360/.433 over 28 contests for the Bisons to wrap up his 2019 campaign.
- After the season, was added to Toronto's 40-man roster to protect him from the Rule 5 Draft.

2020:

- Made his MLB Debut on July 25 at TB with a start at third base (0-for-2, K).
- Entered the game on July 26 at TB as a pinch-runner at 2nd base in the 10th inning...Swiped 3rd for his 1st career stolen base and then scored on a sac fly for his 1st career run.
- Recorded his [1st MLB hit](#) on July 28 at WAS, a single off **Sam Freeman**.
- On Aug. 20 vs. PHI (G1), picked up his 1st career RBI with a [sac fly](#).
- Singled twice and doubled on Aug. 25 vs. BOS for his 1st [three-hit game](#).
- Went 1-for-3 at the plate on Sept. 11 vs. NYM before pitching for the 1st time in his career as he tossed the 9th inning (2H, 1ER, HBP)...Pitched again on Sept. 15 at NYY (1.0 IP, 1H, 1ER, 1HR, 1BB), becoming the 5th position player in team history to pitch more than once in a season.
- Ended the season with a six-game hitting streak (6-for-15, 2-2B, 5 RBI).
- Named to Toronto's Wild Card roster but did not play.

2021:

- Batted .320 (65-for-203) across 62 starts...Hit .346 (54-for-156) with nine doubles, two homers, 11 RBI, and a 19BB/17K ratio from June 1st to the end of the season (.863 OPS).
- Played four games at Triple-A Buffalo, hitting .308 (4-for-13) with a double, a home run, and two RBI (.923 OPS).
- Recalled from the PDC training site on April 10 vs. LAA and tied a career-high with [three hits](#) in his season debut (also: Aug. 25, 2020 vs. BOS).
- Notched his [1st career triple](#) on May 16 vs. PHI.
- Hit his [1st career home run](#) on July 3 vs. TB, a two-run shot off **Matt Wisler** in the 6th...Wisler also surrendered **Cavan Biggio's** 1st homer on May 26, 2019.
- Launched his [2nd career roundtripper](#) on Aug. 1 vs. KC, a solo bomb off **Josh Staumont** in the 4th.
- Placed on the injured list with a right hip flexor strain from Aug. 29-Sept. 23.
- Went 13-for-29 (.448) in nine games after his IL stint to end the year.

Career-Highs - Statcast

	Speed/Distance	Date
Hardest Hit Ball:	107.5 MPH	July 16, 2022 vs. KC
Farthest Hit Ball:	407 feet	June 1, 2022 vs. CWS
Top Sprint Speed:	28.9 ft/s	June 17, 2021 vs. NYY





NON-ROSTER

FERNÁNDEZ

JULIAN

35

PITCHER

BIRTHDATE December 5, 1995
 OPENING DAY AGE 27
 BIRTHPLACE Boca Chica, Dominican Republic
 RESIDENCE Boca Chica, Dominican Republic
 INSTAGRAM @jdf_fernandez.16

BATS/THROWS R/R
 HEIGHT/WEIGHT 6-6/230
 CONTRACT STATUS signed thru 2023
 M.L. SERVICE 2.034
 OPTIONS USED 1 of 3

PERSONAL:

- Julian Antonio Fernández...Pronounced "Hoo-lee-on".
- Enjoys hunting birds and horse racing.
- Accrued two years of service time prior to making his Major League debut in 2021 after being selected from Colorado in the 2017 Rule 5 Draft and spending time on the 60-day injured list with San Francisco (2018) and Miami (2019).
- In his first five seasons in pro ball from 2013-2017, surrendered just three home runs in 148.0 innings pitched.

LAST SEASON:

- Spent the entirety of the 2022 season with Colorado's Triple-A team in Albuquerque...Went 2-5 with a 6.63 ERA (42 ER/57.0 IP) in 58 games out of the bullpen, including 32 walks and 65 strikeouts.
- His 58 appearances, 65 punchouts, and 10.26 SO/9 were all the highest marks of his career.

Bold – career high; Red – league high

Year	Club & League	W-L	ERA	G	GS	CG	SHO	SV	IP	H	R	ER	HR	HB	BB	IBB	SO	WP	BK	AVG
2013	Rockies (DOSL)	1-1	7.94	10	0	0	0	0	11.1	12	14	10	0	2	12	0	7	2	0	.267
2014	Rockies (DOSL)	1-0	5.60	18	0	0	0	0	17.2	13	12	11	1	3	17	0	15	9	0	.206
2015	Rockies (DOSL)	3-2	3.55	24	0	0	0	4	33.0	25	15	13	0	1	12	0	29	6	1	.219
	Grand Junction (PION)	0-0	3.60	4	0	0	0	0	5.0	2	4	2	0	1	3	0	6	2	1	.118
2016	Boise (NORW)	1-2	1.17	21	0	0	0	13	23.0	13	3	3	0	0	20	0	19	3	0	.163
2017	Asheville (SALL)	1-2	3.26	51	0	0	0	3	58.0	54	28	21	2	3	18	0	57	11	0	.241
2018									Did Not Play Due To Injury											
2019									Did Not Play Due To Injury											
2021	COLORADO (NL)	0-0	10.80	6	0	0	0	0	6.2	9	8	8	2	0	4	0	4	1	0	.310
	Hartford (AANE)	2-2	3.45	30	0	0	0	1	28.2	25	14	11	4	0	12	1	24	2	2	.229
	Albuquerque (AAAW)	1-0	0.64	14	0	0	0	0	14.0	10	2	1	0	0	4	0	18	1	0	.204
2022	Albuquerque (PCL)	2-5	6.63	58	0	0	0	1	57.0	54	46	42	15	6	32	0	65	11	2	.243
	Minor Totals	12-14	4.14	230	0	0	0	22	247.2	208	138	114	22	16	130	1	240	47	6	.225
	MAJOR TOTALS	0-0	10.80	6	0	0	0	0	6.2	9	8	8	2	0	4	0	4	1	0	.310

TRANSACTIONS

- Signed by the Colorado Rockies as an international free agent on July 2, 2012
- Selected by the San Francisco Giants in the Rule 5 Draft on December 14, 2017
- On injured list (right elbow, strained ulnar collateral ligament) from March 28-October 28, 2018
- Claimed off waivers by the Miami Marlins on November 19, 2018
- On injured list (right elbow surgery recovery) from February 13-October 18, 2019
- Returned to the Colorado Rockies from the Miami Marlins on October 19, 2019
- Signed by the Toronto Blue Jays on January 6, 2023

GAME HIGHS

ML Debut	Sept. 5, 2021 vs. ATL	ER Allowed	3 – 2x, last: Sept. 7, 2021 vs. SF
Innings Pitched:	None	HR Allowed	1 – 2x, last: Sept. 7, 2021 vs. SF
Starter	None	Low Hit CG	None
Reliever	1.2 – Sept. 5, 2021 vs. ATL	Last Win	None
Walks:	None	Last Save	None
Starter	None	Last CG	None
Reliever	1 – 4x, last: Oct. 2, 2021 at ARI	Last Sho	None
Strikeouts:	None	Last Start	None
Starter	None	Last Relief App.	Oct. 2, 2021 at ARI
Reliever	1 – 4x, last: Sept. 24, 2021 vs. SF	Longest Win Streak	None
Hits Allowed	3 – Sept. 5, 2021 vs. ATL	Longest Losing Streak	None
		Scoreless Innings Streak	4.1 – Sept. 7-Oct. 2, 2021



PROFESSIONAL CAREER:

MINORS:

- In 2013, made 10 relief appearances for the Dominican Summer League Rockies in his 1st professional season.
- Appeared in 18 games out of the bullpen for the DSL Rockies in 2014...Was scoreless in 11 of his 18 outings...Limited opponents to a .206 average in the 2nd half of the season.
- Spent a majority of the 2015 season with the DSL Rockies before being assigned to Rookie-level Grand Junction in August, where he finished the season...Made 24 relief appearances with the DSL Rockies, the most on the club...His four saves were tied for the most on the team...Appeared out of the bullpen four times with Grand Junction, allowing four runs (two earned) over four appearances (5.1 IP).
- During the 2016 campaign, was named a Northwest League Mid-Season All-Star, leading the league with 13 saves in 13 opportunities...Allowed just three runs over 21 games with Class-A (short) Boise, posting a 1-2 record with a 1.17 ERA (3 ER/23.0 IP)...Surrendered two of his three runs over his first three games, June 18-24...Recorded nine consecutive scoreless appearances (9.1 IP) from June 26-July 20, allowing four hits over that span.
- Made a career-high 51 relief appearances in 2017 with Class-A Asheville, the most appearances in the South Atlantic League...Went 1-2 with a 3.26 ERA (21 ER/58.0 IP) with 57 strikeouts, setting career highs in innings pitched and strikeouts...Posted a Minor League career-long 20.1 inning scoreless streak over 17 games from July 6-Sept. 3...Allowed three runs (one earned) over his final 22 games of the season (0.36 ERA).
- Missed the entire 2018 season after undergoing Tommy John surgery on March 5...Was placed on the San Francisco 60-day injured list on March 29...Had made eight appearances in the Cactus League prior to being shut down, his 1st Major League Spring Training experience, allowing 11 runs on 10 hits with five walks and 12 strikeouts across 7.1 innings pitched (13.50 ERA)...Had been selected by the Giants second overall in the MLB Phase of the Rule 5 Draft, Dec. 14, 2017.
- Missed the entire 2019 season as well as he continued his recovery from Tommy John surgery...Prior to the season, was claimed off waivers from San Francisco by Miami on Nov. 19, 2018...Was placed on the Marlins' 60-day injured list on Feb. 13...Was returned to Colorado as a Rule 5 Draft return by Miami, Oct. 19.
- Did not pitch in 2020 due to the cancellation of the Minor League season and spent the summer working out at home...Attended his 2nd Major League Spring Training, his other being in 2018...Made one relief appearance, Feb. 27 at OAK, and took the loss after allowing three runs on four hits in one inning pitched.

2021:

- Had his contract selected from Triple-A Albuquerque on Sept. 1, his 1st career stint on the active roster.
- Made his **MLB debut** on Sept. 5 vs. ATL...Pitched a scoreless 6th inning before coming back out for the 7th and allowing three runs on three hits, including a home run to **Austin Riley**...Of his 21 total pitches, 11 were 100 MPH or faster and five were over 101 MPH...His 102.4 MPH knockout pitch to **Dansby Swanson** tied for the 4th-fastest pitch in the NL at the time.
- His 102.8 MPH pitch on Oct. 2 at ARI was the fastest pitch in Rockies history in the Statcast Era (since 2015) and tied for the 4th-fastest pitch in the Majors in 2021.
- Scored upon in three of his six outings...Allowed three runs in each of his first two career appearances and two runs in his last appearance on Oct. 2 at ARI.
- His average fastball velocity of 99 MPH was the 4th-highest in the Majors in 2021 (min. 25 batters faced).
- Went 3-2 with a 2.53 ERA (12 ER/42.2 IP), 16 walks, and 42 strikeouts in 44 total appearances between Double-A Hartford and Albuquerque...In 14 appearances with the Isotopes after July 26, went 1-0 with a 0.64 ERA (1 ER/14.0 IP), four walks, and 18 strikeouts.

Statcast Data

	2022	Career
Strikeout %:	--	12.1
Walk %:	--	12.1
Hard Hit %:	--	40.0
Fastest Pitch:	102.8 MPH	Oct. 2, 2021 at ARI

TORONTO, YOUNGEST OPENING DAY STARTERS - ALL-TIME

PITCHER	DATE	OPPONENT	AGE	IP	OUTCOME
Drew Hutchison	04/06/2015	at NYY	24 years, 227 days	6.0	W
Todd Stottlemire	04/09/1990	at TEX	24 years, 324 days	3.2	L
Marcus Stroman	04/03/2016	at TB	24 years, 338 days	8.0	W
Tom Underwood	04/05/1979	at KC	25 years, 104 days	1.2	L
Jim Clancy	04/09/1981	at DET	25 years, 113 days	6.0	ND
Dave Stieb	04/05/1983	at BOS	25 years, 258 days	6.0	W





NON-ROSTER

FERNÁNDEZ

JUNIOR

63

PITCHER

BIRTHDATE March 2, 1997
 OPENING DAY AGE 26
 BIRTHPLACE Santo Domingo Centro, DR
 RESIDENCE Port St. Lucie, FL
 INSTAGRAM @juniorfernandez02

BATS/THROWS R/R
 HEIGHT/WEIGHT 6-3/215
 CONTRACT STATUS signed thru 2023
 M.L. SERVICE 1.163
 OPTIONS USED 3 of 3

PERSONAL:

- Junior Fabio Fernández.
- Played his sophomore year (2011-2012) of high school baseball at Miami's Felix Varela High School.
- His favourite player growing up was Hall of Fame pitcher **Pedro Martínez**...Used to gather with family and friends to watch the game whenever his idol faced the Yankees.

LAST SEASON:

- Posted his highest career average four-seam fastball velocity at 98.8 MPH, surpassing the 97.7 MPH in 2021...Ranked in the 98th percentile in Major League Baseball.
- Began the season with Triple-A Memphis before being recalled by St. Louis on May 23.
- Tossed 2.0 scoreless innings on May 24 vs. TOR before being optioned back to Triple-A on May 26.
- Threw a career-high 12.1 scoreless innings from May 24-July 11 before being scored upon for the first time on July 12 vs. LAD.
- Claimed off waivers by Pittsburgh on Sept. 7 and optioned to Triple-A Indianapolis.
- Made six appearances with Indianapolis before being recalled by the Pirates on Oct. 1.
- Allowed one hit in three scoreless outings with Pittsburgh to end the season, all of which came against the Cardinals (3.1 IP, H, 4BB, 2K).

Bold – career high; Red – league high

Year	Club & League	W-L	ERA	G	GS	CG	SHO	SV	IP	H	R	ER	HR	HB	BB	IBB	SO	WP	BK	AVG
2014	Cardinals (DOSL)	0-5	5.79	7	6	0	0	0	28.0	29	25	18	1	5	12	0	13	7	0	.276
2015	Cardinals (GULF)	3-2	3.88	11	9	0	0	0	51.0	54	27	22	0	5	15	0	58	7	1	.274
	Palm Beach (FL)	0-0	1.35	2	1	0	0	0	6.2	8	2	1	0	0	2	0	5	2	0	.308
2016	Peoria (MIDW)	6-5	3.33	14	14	0	0	0	78.1	71	37	29	3	5	34	0	63	7	0	.244
	Palm Beach (FL)	2-2	5.36	10	6	0	0	0	43.2	48	29	26	4	3	20	0	25	2	0	.271
2017	Palm Beach (FL)	5-3	3.69	16	16	1	0	0	90.1	82	41	37	5	7	39	1	58	7	2	.249
2018	Palm Beach (FL)	1-0	0.00	8	0	0	0	3	9.2	9	2	0	0	2	2	0	7	0	0	.265
	Springfield (TL)	0-0	5.14	16	0	0	0	0	21.0	19	12	12	1	0	16	2	17	1	0	.263
2019	ST. LOUIS (NL)	0-1	5.40	13	0	0	0	0	11.2	9	7	7	2	4	6	0	16	2	0	.205
	Palm Beach (FL)	0-0	1.54	9	0	0	0	4	11.2	8	2	2	0	1	8	0	11	1	0	.190
	Springfield (TL)	1-1	1.55	18	0	0	0	5	29.0	18	6	5	0	1	11	1	42	5	0	.176
	Memphis (PCL)	2-1	1.48	18	0	0	0	2	24.1	17	6	4	0	2	11	0	27	1	1	.191
2020	ST. LOUIS (NL)	0-0	18.00	3	0	0	0	0	3.0	6	6	6	1	0	2	0	2	0	0	.429
2021	ST. LOUIS (NL)	1-0	5.66	18	0	0	0	0	20.2	25	13	13	2	0	15	1	15	1	1	.305
	Memphis (AAAE)	1-2	6.28	13	0	0	0	1	14.1	18	11	10	3	1	5	0	22	0	0	.305
2022	ST. LOUIS (NL)	0-0	2.93	13	0	0	0	0	15.1	17	6	5	3	1	8	0	12	1	0	.283
	PITTSBURGH (NL)	0-0	0.00	3	0	0	0	0	3.1	1	0	0	0	0	0	0	2	1	0	.100
	2 TEAMS	0-0	2.41	16	0	0	0	0	18.2	18	6	5	3	1	12	0	14	2	0	.257
	Memphis (PCL)	1-3	5.45	35	0	0	0	5	36.1	47	24	22	4	3	17	1	43	6	0	.313
	Indianapolis (IL)	1-0	2.25	6	0	0	0	0	8.0	2	2	2	0	0	6	0	8	0	0	.080
Minor Totals		23-24	3.78	183	52	1	0	20	452.1	430	226	190	21	35	198	5	399	46	4	.253
MAJOR TOTALS		1-1	5.17	50	0	0	0	0	54.0	58	32	31	8	5	35	1	47	5	1	.276

TRANSACTIONS

- Signed by the St. Louis Cardinals as an international free agent on July 2, 2014
- On injured list (right lat tear) on September 3, 2021 for the remainder of the season
- Claimed off waivers by the Pittsburgh Pirates on September 7, 2022
- Claimed off waivers by the New York Yankees on November 18, 2022
- Claimed off waivers by the Toronto Blue Jays on January 5, 2023

GAME HIGHS

ML Debut	Aug. 11, 2019 vs. PIT	ER Allowed	6 – Aug. 28, 2020 vs. CLE
Innings Pitched:	None	HR Allowed	2 – July 26, 2022 at TOR
Starter	None	Low Hit CG	None
Reliever	2.2 – May 25, 2021 at CWS	Last Win	Aug. 19, 2021 vs. MIL
Walks:	None	Last Save	None
Starter	None	Last CG	None
Reliever	3 – Oct. 1, 2022 at STL	Last Sho	None
Strikeouts:	None	Last Start	None
Starter	None	Last Relief App.	Oct. 5, 2022 vs. STL
Reliever	3 – Sept. 14, 2019 vs. MIL	Longest Win Streak	1G – Aug. 19, 2021 vs. MIL
Hits Allowed	6 – Aug. 28, 2020 vs. CLE	Longest Losing Streak	1G – Sept. 25, 2019 at ARI
		Scoreless Innings Streak	12.1 – May 24-July 11, 2022



MILESTONES

Category	Date	Opponent	Notes
Win	1 Aug. 19, 2021	Milwaukee	as a reliever - 0.2 IP

PROFESSIONAL CAREER:

MINORS:

- Spent his first professional season in 2014 with the Cardinals' DSL squad...Tossed 6.0 frames in three of his six starts, all quality starts.
- Split the 2015 campaign between the GCL Cardinals and Advanced-A Palm Beach...Did not allow a home run to 247 total batters faced.
- Entered the 2016 season rated as the No. 9 prospect in the Cardinals organization by Baseball America...Pitched in 24 games (20 starts) between Class-A Peoria and Palm Beach, going 8-7 with a 4.06 ERA (55 ER/122.0 IP)...Racked up a career-high 10 strikeouts over 8.0 innings on April 23 vs. WIS.
- Spent the entirety of the 2017 campaign with Palm Beach, going 5-3 with a 3.69 ERA (37 ER/90.1 IP)...Was the Florida State League Pitcher of the Week on two occasions, leading to his FSL Mid-Season All-Star nod...Pitched 0.2 innings of scoreless ball with a strikeout in the FSL Mid-Season All-Star Game.
- Split the 2018 season between Palm Beach and Double-A Springfield...Rated as having the "Best Changeup" in the Cardinals organization in the 2018 by Baseball America...Allowed only one home run to 134 total batters faced.

2019:

- Made his **MLB debut** on Aug. 11 vs. PIT and allowed two runs in 0.2 of an inning with two strikeouts.
- Appeared in 13 games with the big league club (10 scoreless).
- Led all Cardinals 2019 Minor League pitchers with 11 saves.
- Went 0-1 with a 1.54 ERA in nine games with Palm Beach, 1-1 with a 1.55 ERA in 18 games with Springfield, and 2-1 with a 1.48 ERA in 18 games with Memphis...Pitched 65.0 innings and struck out 80 in the minors without allowing a home run.

2020:

- Rated as having the "Best Changeup" in the Cardinals organization by Baseball America for the 2nd time in his career (2018).
- Was on an Opening Day roster for the 1st time in his career.
- Made three appearances, twice against Pittsburgh (both scoreless) and once against Cleveland (career-high six hits and six earned runs).
- Was not selected for the postseason roster, but traveled with the team to San Diego for the Wild Card Series.

2021:

- Posted career-high totals in appearances (18) and innings pitched (20.2).
- His 2.18 GDP/9 was 3rd best among pitchers with at least 20.0 innings, trailing only **T.J. McFarland** (2.79) and **Nick Neidert** (2.27).
- Opposing batters swung at 42.7% of his first pitches, the highest mark among Cardinal hurlers.
- Made four appearances of 2.0 innings or more on the season, all of which were scoreless outings.
- Threw a career-high 2.2 innings on May 25 at CWS, which was the start of his longest scoreless streak of the season (6.2 IP) all appearances of 2.0 innings or more.
- Earned his 1st Major League victory on Aug. 19 vs. MIL, pitching 0.2 relief innings as the Cardinals rallied from a 4-1 deficit to win, 8-4.
- Placed on the 10-day injured list on Sept. 3 with a torn right lat, causing him to miss the rest of the regular season and the postseason.
- Made 13 appearances for Triple-A Memphis, striking out 22 batters in 14.1 innings with a save.

Statcast Data

	2022	Career
Strikeout %:	16.7	18.9
Walk %:	14.3	13.3
Hard Hit %:	35.7	38.7
Fastest Pitch:	101.2 MPH	Oct. 1, 2022 at STL





NON-ROSTER

FRANCIS BOWDEN

73

PITCHER

BIRTHDATE April 22, 1996
 OPENING DAY AGE 26
 BIRTHPLACE Tallahassee, FL
 RESIDENCE Tallahassee, FL
 INSTAGRAM @bowdenfrancis33

BATS/THROWS R/R
 HEIGHT/WEIGHT 6-5/220
 CONTRACT STATUS signed thru 2023
 M.L. SERVICE 0.007
 OPTIONS USED 1 of 3

PERSONAL:

- Bowden Francis...Pronounced "bao-den".
- Married to Jenna Francis and father to son, Booker.
- Brother of **Harrison Francis**, a 4th round draft pick of the Arizona Diamondbacks in 2017.
- First drafted by the Diamondbacks in the 18th round of the 2016 First-Year Player Draft but did not sign.
- Spent two seasons at Chipola College in Marianna, FL, combining to go 21-5 with a 3.31 ERA (59 ER/160.7 IP) and a 1.15 WHIP.
- Named a Rawlings Preseason All-American and Florida All Region 1st Team member in 2015.

LAST SEASON:

- Made 23 starts and 14 relief appearances for the Bisons, going 5-10 with a 6.59 ERA and a 1.54 WHIP.
- His 110 punchouts trailed only **Thomas Hatch** (113) for the most among Bison hurlers.
- Recalled from Triple-A Buffalo on April 25.
- Made his **MLB debut** on April 27 vs. BOS, giving up a hit over 0.2 innings with a **punchout**...Struck out **Kiké Hernández** for his 1st career K.
- Optioned on May 2.
- Pitched in nine games for Criollos de Caguas of the Puerto Rican Winter League, going 1-2 with a 1.51 ERA (6 ER/35.2 IP) and a 0.79 WHIP (19H, 47K, 9BB).

Bold – career high; Red – league high

Year	Club & League	W-L	ERA	G	GS	CG	SHO	SV	IP	H	R	ER	HR	HB	BB	IBB	SO	WP	BK	AVG
2017	Brewers (ARIZ)	0-1	8.10	4	2	0	0	0	10.0	17	9	9	0	1	3	0	13	1	0	.362
2018	Wisconsin (MIDW)	5-8	4.41	22	19	0	0	0	104.0	120	63	51	9	2	29	1	95	6	0	.288
	Carolina (CARL)	2-2	4.88	4	4	0	0	0	24.0	19	13	13	3	2	9	0	11	0	0	.216
2019	Carolina (CARL)	1-1	3.86	3	3	0	0	0	14.0	13	6	6	1	0	6	0	20	2	0	.241
	Biloxi (SOUL)	7-8	3.99	25	24	0	0	0	128.2	111	61	57	14	7	49	1	145	4	2	.233
2021	Biloxi (AASO)	3-1	3.86	4	4	0	0	0	21.0	18	9	9	5	1	5	0	26	0	0	.222
	Nashville (AAAE)	4-2	3.49	7	7	0	0	0	38.2	26	17	15	4	2	12	0	39	0	0	.197
	Buffalo (AAAE)	6-4	4.19	14	13	0	0	0	73.0	56	38	34	15	7	31	0	71	4	1	.209
2022	Buffalo (IL)	5-10	6.59	37	23	0	0	0	98.1	108	77	72	23	13	43	0	110	3	3	.278
	TORONTO (AL)	0-0	0.00	1	0	0	0	0	0.2	1	0	0	0	0	0	0	1	0	0	.333
Minor Totals		33-37	4.68	120	99	0	0	0	511.2	488	293	266	74	35	187	2	530	20	6	.250
MAJOR TOTALS		0-0	0.00	1	0	0	0	0	0.2	1	0	0	0	0	0	0	1	0	0	.333

TRANSACTIONS

- Selected by the Milwaukee Brewers in the 7th round of the 2017 First-Year Player Draft.
- Traded to the Toronto Blue Jays along with RHP Trevor Richards in exchange for 1B Rowdy Tellez on July 6, 2021.

PROFESSIONAL CAREER:

MINORS:

- Spent his 1st professional season in 2017 with the Brewers' Rookie ball squad, surrendering nine runs over 10.0 innings (8.10 ERA).
- Split the 2018 campaign between Class-A Wisconsin and Advanced-A Carolina, going 7-10 with a 4.50 ERA (64 ER/128.0 IP).
- Started the 2019 season with Carolina before earning a midseason promotion to Double-A Biloxi...Combined to go 8-9 with a 3.97 ERA (63 ER/142.2 IP).
- Did not play in 2020 due to the cancelled Minor League season...Trained at Diesel Fitness in Tampa during the shutdown...Joined the Brewers' alternate training site for the month of September.
- Split the first half of the 2021 season between Double-A Biloxi and Triple-A Nashville before being traded to the Blue Jays along with **Trevor Richards** in exchange for **Rowdy Tellez** on July 6.
- Spent the remainder of the year with Triple-A Buffalo, going 6-4 with a 4.19 ERA (34 ER/73.0 IP) and a 1.19 WHIP across 14 games (13 starts) with the Bisons...His 1.12 WHIP in 21 Triple-A East games ranked 2nd best in the league while his 110 strikeouts were 6th most.
- Added to Toronto's 40-man roster at the end of 2021 to protect him from the Rule 5 Draft.





FRY PAUL

43

PITCHER

BIRTHDATE July 26, 1992
 OPENING DAY AGE 30
 BIRTHPLACE Pontiac, MI
 RESIDENCE Waterford, MI
 INSTAGRAM @fryguy09

BATS/THROWS L/L
 HEIGHT/WEIGHT 6-0/205
 CONTRACT STATUS signed thru 2023
 M.L. SERVICE 3.114
 OPTIONS USED 3 of 3

NON-ROSTER

PERSONAL:

- Paul Raymond Fry.
- Nicknamed Papa Frita.
- Married to Paige and has a son, Forrest, and a daughter, Ivy.
- Favorite Olympic Sport is curling.
- Attended St. Clair Community College (MI) and Waterford Kettering (MI) HS.
- A fan of the Detroit Lions and University of Michigan football...Football was his favorite sport growing up...He quit baseball after coach-pitch Little League and didn't start playing again until high school.

LAST SEASON:

- Combined to go 0-0 with a 6.23 ERA (9 ER/13.0 IP) in 13 games with Baltimore and Arizona.
- Began the season with the Orioles and appeared in 12 games (6.00 ERA; 8 ER/12.0 IP)...Was designated for assignment on May 14.
- Traded to the Diamondbacks on May 18 for Luis Osorio.
- Made his D-backs debut on June 1 vs. ATL (1.0 IP, 2H, ER, 2BB, 2K)...Optioned to Triple-A Reno on June 3.
- Pitched in 29 games for the Aces, going 1-0 with a 4.40 ERA (14 ER/28.2 IP).

Bold – career high; Red – league high

Year	Club & League	W-L	ERA	G	GS	CG	SHO	SV	IP	H	R	ER	HR	HB	BB	IBB	SO	WP	BK	AVG
2013	Mariners (ARIZ)	2-3	4.50	14	4	0	0	1	34.0	41	22	17	3	2	8	0	34	2	0	.306
2014	Clinton (MIDW)	4-4	2.71	38	0	0	0	2	66.1	52	23	20	1	1	33	1	77	9	0	.221
2015	Bakersfield (CALL)	4-3	2.13	28	1	0	0	2	55.0	46	15	13	0	3	14	2	70	2	0	.230
	Jackson (SOUL)	0-2	1.80	22	0	0	0	7	25.0	22	6	5	0	1	10	0	43	2	0	.229
2016	Tacoma (PCL)	3-1	2.78	48	1	0	0	0	55.0	48	23	17	1	4	31	2	65	3	0	.238
2017	Bowie (EL)	0-0	0.75	7	0	0	0	1	12.0	7	1	1	0	1	5	0	18	0	0	.171
	Tacoma (PCL)	0-1	18.00	1	0	0	0	0	2.0	6	4	4	0	0	1	0	1	0	0	.500
	Norfolk (IL)	3-2	4.66	25	3	0	0	0	46.1	47	29	24	6	3	26	2	53	2	0	.264
2018	Bowie (EL)	3-0	2.84	15	0	0	0	2	19.0	10	7	6	2	1	11	0	28	0	0	.154
	Norfolk (IL)	0-1	3.47	13	1	0	0	0	23.1	22	10	9	2	4	4	0	29	0	0	.250
	BALTIMORE (AL)	1-2	3.35	35	0	0	0	2	37.2	33	20	14	1	4	15	0	36	3	0	.236
2019	Norfolk (IL)	0-0	36.00	1	0	0	0	0	1.0	4	4	4	1	0	1	0	3	0	0	.571
	BALTIMORE (AL)	1-9	5.34	66	0	0	0	3	57.1	54	39	34	7	6	29	1	55	2	0	.247
2020	BALTIMORE (AL)	1-0	2.45	22	0	0	0	0	22.0	22	7	6	3	1	9	0	29	3	0	.250
2021	Norfolk (AAAE)	0-0	7.88	11	0	0	0	0	8.0	5	7	7	0	2	9	0	7	2	0	.179
	BALTIMORE (AL)	4-5	6.08	52	0	0	0	2	47.1	37	34	32	3	4	35	0	60	4	0	.213
2022	Reno (PCL)	1-0	4.40	29	0	0	0	0	28.2	27	15	14	2	5	15	0	28	2	0	.243
	BALTIMORE (AL)	0-0	6.00	12	0	0	0	0	12.0	9	9	8	1	2	7	0	12	2	0	.209
	ARIZONA (NL)	0-0	9.00	1	0	0	0	0	1.0	2	1	1	0	0	2	0	2	0	0	.400
	2 Teams	0-0	6.23	13	0	0	0	0	13.0	11	10	9	1	2	9	0	14	2	0	.229
Minor Totals		20-17	3.38	252	10	0	0	15	375.2	337	166	141	18	27	168	7	456	24	0	.241
MAJOR TOTALS		7-16	4.82	188	0	0	0	7	177.1	157	110	95	15	17	97	1	194	14	0	.235

TRANSACTIONS

- Selected by the Seattle Mariners in the 17th round of the 2013 First-Year Player Draft
- Traded to the Baltimore Orioles in exchange for an International Signing Bonus Slot on April 14, 2017
- Traded to the Arizona Diamondbacks in exchange for RHP Luis Osorio on May 18, 2022
- Signed by the Toronto Blue Jays on January 6, 2023

GAME HIGHS

ML Debut	June 29, 2018 vs. LAA	ER Allowed	5 – June 13, 2019 vs. TOR
Innings Pitched:		HR Allowed	2 – 2x, last: Aug. 16, 2021 at TB
Starter	None	Low Hit CG	None
Reliever	3-0 – 2x, last: Sept. 30, 2018 vs. HOU	Last Win	July 23, 2021 vs. WAS
Walks:		Last Save	June 4, 2021 vs. CLE
Starter	None	Last CG	None
Reliever	3 – Aug. 8, 2021 vs. TB	Last ShO	None
Strikeouts:		Last Start	None
Starter	None	Last Relief App.	June 1, 2022 vs. ATL
Reliever	4 – 3x, last: April 28, 2022 at NYY	Longest Win Streak	2G – 2x, last: July 17-23, 2021
Hits Allowed	4 – 2x, last: April 10, 2022 at TB	Longest Losing Streak	6G – Aug. 5-Sept. 14, 2019
		Scoreless Innings Streak	10.1 – April 7-May 2, 2021



MILESTONES

Category	Date	Opponent	Notes
Win	1 Sept. 30, 2018	Houston	as a reliever - 3.0 IP, 0H, 0ER, 0BB, 2K
Save	1 Sept. 16, 2018	Chicago (AL)	1.2 IP, BB, 4K

PROFESSIONAL CAREER:

MINORS:

- In 2013, made his professional debut for the AZL Mariners on June 23 at the AZL Royals, tossing 1.0 scoreless inning.
- Made 38 appearances in 2014, all in relief, for Class-A Clinton...Allowed one earned run or fewer in 35 of his 38 appearances, including 23 straight from June 25-Aug. 29 when he kept a 1.47 ERA.
- Named the Mariners Minor League Relief Pitcher of the Year in 2015 after going 4-5 with nine saves and a 2.03 ERA (18 ER/80.0 IP) in 50 combined relief appearances between Class A-Advanced Bakersfield and Double-A Jackson...Named a California League Mid-Season All-Star...Had the 3rd-highest (min. 75.0 IP) strikeout rate (12.71 K/9.0 IP) among minor leaguers.
- Spent the 2016 campaign with Triple-A Tacoma...Allowed eight extra-base hits all season (48 appearances).
- Traded to the Orioles during the 2017 season in exchange for an International Signing Bonus Slot...Split the year between Double-A Bowie, Triple-A Tacoma, and Triple-A Norfolk...Held opponents to a .210 (13-for-62) batting average with runners in scoring position.

2018:

- Made his **MLB debut** on June 29 vs. LAA, tossing 1.2 scoreless innings (2H, 2K)...Struck out the first two batters he faced, [Kole Calhoun](#) and [Mike Trout](#).
- Earned his 1st career win on Sept. 30 vs. HOU (3.0 IP, 2K).
- Held opponents to a .286 slugging percentage, good for 9th-best among AL relievers and 5th among AL lefty relievers (min. 35 appearances).
- Recorded his 1st career [save](#) on Sept. 16 vs. CWS (1.2 IP, BB, 4K)...Tied his career-high with four strikeouts, recording four of the five outs via strikeout.
- Allowed 6-of-30 (20.0%) inherited runners to score; led the Orioles pitching staff in inherited runners scored percentage.
- Posted a 1.42 ERA (3 ER/19.0 IP) in 18 home games and a 5.30 ERA (11 ER/18.2 IP) in 17 road games.

2019:

- Led the Orioles with 66 appearances, tied for 5th most among left-handed pitchers in the AL.
- Allowed 11-of-43 inherited runners to score (25.6%), the 8th-lowest percentage in the AL...His 43 inherited runners were 9th most in the AL.
- Held opponents scoreless in 44 of his 66 appearances on the season...Held left-handed hitters to a .118 average (6-for-51) in the first half of the season, 4th among MLB relievers (min. 50 at-bats vs. LHH).
- In eight July appearances, posted a 1.08 ERA (1 ER/8.1 IP) with 10 strikeouts; held opponents to a .107 (3-for-28) average.

2020:

- Posted a career-best 11.86 SO/9...Struck out at least one batter in a career-high 13 straight games from Aug. 6-Sept. 9...Opponents hit .089 (4-for-45) with two strikes.
- Tied for second on the team in appearances...Since making his MLB debut (June 29, 2018), led all Orioles pitchers in appearances (123).

2021:

- His four wins marked a career high.
- His 11 holds tied his career high from 2019, and were the 2nd among Orioles relievers.
- Allowed just one extra-base hit in his first 47 appearances and six extra-base hits total...Was one of three relievers in MLB to allow six-or-fewer XBHs with 50+ games...His 2.8 XBH% was the lowest mark of his career.
- Did not allow a run in a career-high 11 games from April 7-30 (9.2 IP).
- Struck out multiple batters in a career-high 18 games; recorded at least one strikeout in a career-high 15 straight games from May 10-June 28 (22 K, 16.0 IP).
- Gave up a home run to [Brett Phillips](#) on Aug. 16 at TB, snapping a streak of 48.1 homeless innings since Sept. 15, 2020.
- Pitched to a 3.35 ERA (15 ER/40.1 IP) through his first 41 games...Did not allow a run in 34 of those outings.
- According to Baseball Reference, 24 of his 52 appearances came in high-leverage situations, 2nd most on the team.
- His 0.5 Win Probability Added (WPA) led O's relievers, according to Baseball-Reference.

Statcast Data

	2022	Career
Strikeout %:	23.0	24.7
Walk %:	14.8	12.2
Hard Hit %:	51.4	33.8
Fastest Pitch:	95.9 MPH	May 9, 2021 vs. BOS





GARCÍA YIMI

93
PITCHER

BIRTHDATE August 18, 1990
 OPENING DAY AGE 32
 BIRTHPLACE Moca, Dominican Republic
 RESIDENCE Moca, Dominican Republic
 INSTAGRAM @yimigarcia106

BATS/THROWS R/R
 HEIGHT/WEIGHT 6-1/230
 CONTRACT STATUS signed thru 2023
 M.L. SERVICE 7.149
 OPTIONS USED 3 of 3

PERSONAL:

- Yimi García.
- Has a son named Jimmy.
- Signed as a non-drafted free agent on January 29, 2009 by the Dodgers...Signed by scout **Bienvenido Tavarez**.
- Is the only player in franchise history to wear number 93 on his uniform.

LAST SEASON:

- His career-high 22 holds were tied for 9th most in the AL...Tied a personal best with four wins (also in 2021).
- Went ER-free in 48 of his 61 outings.
- Made his Toronto debut on April 8 vs. TEX, throwing 1.0 scoreless inning with a walk on 20 pitches (12 strikes).
- Struck out three of four batters faced on June 19 vs. NYY to earn his 1st win as a Blue Jay as the team rallied for a 10-9 comeback win.
- Placed on the injured list from June 22-July 7 with a left back strain.
- Picked up his 1st [save](#) as a Blue Jay with a perfect 9th inning on Aug. 20 at NYY.
- Pitched a scoreless 10th and 11th to earn his 3rd win on Aug. 30 vs. CHC.

Bold – career high; Red – league high

Year	Club & League	W-L	ERA	G	GS	CG	SHO	SV	IP	H	R	ER	HR	HB	BB	IBB	SO	WP	BK	AVG
2009	Dodgers (DOSL)	3-2	1.67	16	5	0	0	0	54.0	37	13	10	0	4	15	0	51	3	0	.202
2010	Dodgers (ARIZ)	1-2	7.04	13	4	0	0	1	30.2	47	26	24	1	2	8	0	22	3	0	.356
2011	Ogden (PION)	4-2	3.10	20	1	0	0	4	52.1	46	23	18	4	4	19	2	71	2	2	.236
2012	Great Lakes (MIDW)	4-4	3.02	40	0	0	0	14	41.2	42	19	14	0	1	17	3	60	4	1	.253
	Rancho Cucamonga (CALL)	2-1	2.53	9	0	0	0	2	10.2	7	5	3	0	0	5	0	22	0	0	.175
2013	Chattanooga (SOUL)	4-6	2.54	49	0	0	0	19	60.1	35	17	17	9	2	14	1	85	1	0	.164
2014	Albuquerque (PCL)	4-2	3.10	47	0	0	0	5	61.0	58	23	21	5	5	18	0	69	0	0	.249
	LOS ANGELES (NL)	0-0	1.80	8	0	0	0	0	10.0	6	2	2	0	1	0	0	9	0	0	.171
2015	Oklahoma City (PCL)	0-0	4.22	9	0	0	0	0	10.2	9	5	5	1	0	5	0	12	0	0	.231
	LOS ANGELES (NL)	3-5	3.34	59	1	0	0	1	56.2	44	23	21	8	2	10	1	68	1	0	.209
2016	Dodgers (ARIZ)	0-0	0.00	1	1	0	0	0	1.0	0	0	0	0	0	0	0	0	0	0	.000
	Rancho Cucamonga (CALL)	0-0	6.00	2	2	0	0	0	3.0	3	2	2	2	1	0	0	5	0	0	.273
	Tulsa (TL)	0-1	10.80	3	0	0	0	0	3.1	4	4	4	1	1	0	0	5	0	0	.308
	LOS ANGELES (NL)	0-0	3.24	9	0	0	0	0	8.1	9	3	3	0	1	1	0	4	0	0	.310
2017	Did not play due to injury																			
2018	Dodgers (ARIZ)	0-0	0.00	3	2	0	0	0	3.0	2	1	0	0	0	0	0	4	0	0	.182
	Oklahoma City (PCL)	1-0	4.30	14	0	0	0	1	14.2	16	7	7	2	1	0	0	14	0	0	.281
	LOS ANGELES (NL)	1-2	5.64	25	0	0	0	0	22.1	29	18	14	7	2	4	1	19	0	0	.305
2019	LOS ANGELES (NL)	1-4	3.61	64	0	0	0	0	62.1	40	28	25	15	6	14	2	66	1	1	.178
2020	MIAMI (NL)	3-0	0.60	14	0	0	0	1	15.0	9	1	1	0	0	5	0	19	0	1	.164
2021	MIAMI (NL)	3-7	3.47	39	0	0	0	15	36.1	31	18	14	5	1	13	5	35	0	0	.233
	HOUSTON (AL)	1-2	5.48	23	0	0	0	0	21.1	18	15	13	3	0	5	0	25	0	0	.225
	2 TEAMS	4-9	4.21	62	0	0	0	15	57.2	49	33	27	8	1	18	5	60	0	0	.230
2022	TORONTO (AL)	4-5	3.10	61	0	0	0	1	61.0	48	26	21	6	4	16	3	58	1	1	.215
	Minor Totals	23-20	3.25	226	15	0	0	46	346.1	306	145	125	25	21	101	6	420	13	3	.236
	MAJOR TOTALS	16-25	3.50	302	1	0	0	18	293.1	234	134	114	46	16	69	12	303	3	3	.215

WILD CARD RECORD

Year	Club and Opp.	W-L	ERA	G	GS	CG	ShO	SV	IP	H	R	ER	HR	HB	BB	IBB	SO	WP	BK	AVG
2020	MIA vs. CHC	0-0	0.00	2	0	0	0	0	2.0	0	0	0	0	1	0	0	2	0	0	.000
2022	TOR vs. SEA	0-0	0.00	2	0	0	0	0	1.0	1	0	0	0	0	0	0	1	0	0	.250
TOTALS		0-0	0.00	4	0	0	0	0	3.0	1	0	0	0	1	0	0	3	0	0	.100

DIVISION SERIES RECORD

Year	Club and Opp.	W-L	ERA	G	GS	CG	ShO	SV	IP	H	R	ER	HR	HB	BB	IBB	SO	WP	BK	AVG
2015	LAD vs. NYM	0-0	0.00	1	0	0	0	0	1.0	0	0	0	0	0	1	0	3	0	0	.000
2020	MIA vs. ATL	0-0	20.25	2	0	0	0	0	1.1	4	3	3	1	0	1	0	1	0	1	5.000
2021	HOU vs. CWS	1-1	18.00	3	0	0	0	0	2.0	5	4	4	1	0	0	0	2	1	0	.500
TOTALS		1-1	14.54	6	0	0	0	0	4.1	9	7	7	2	0	2	0	6	1	1	.429

CHAMPIONSHIP SERIES RECORD

Year	Club and Opp.	W-L	ERA	G	GS	CG	ShO	SV	IP	H	R	ER	HR	HB	BB	IBB	SO	WP	BK	AVG
2021	HOU vs. BOS	0-0	9.00	3	0	0	0	0	3.0	3	3	3	1	1	2	0	4	1	0	.250



WORLD SERIES RECORD

Year	Club and Opp.	W-L	ERA	G	GS	CG	ShO	SV	IP	H	R	ER	HR	HB	BB	IBB	SO	WP	BK	AVG
2021	HOU vs. ATL	0-0	0.00	4	0	0	0	0	4.0	1	0	0	0	0	1	0	2	0	0	.077

TRANSACTIONS

- Signed by the Los Angeles Dodgers on January 29, 2009
- On injured list (right biceps soreness) from April 23-November 7, 2016
- On injured list (right elbow surgery) from February 15, 2017-April 25, 2018
- On injured list (right forearm inflammation) from July 7-August 24, 2018
- Signed by the Miami Marlins on December 20, 2019
- Traded to the Houston Astros in exchange for OF Bryan De La Cruz and RHP Austin Pruitt on July 28, 2021
- Signed by the Toronto Blue Jays on December 1, 2021
- On injured list (left back strain) from June 24-July 7, 2022

GAME HIGHS

ML Debut	Sept. 1, 2014 vs. WAS	ER Allowed	4 – 3x, last: April 26, 2022 vs. BOS
Innings Pitched:		HR Allowed	2 – 2x, last: May 19, 2019 at CIN
Starter	2.0 – July 6, 2015 vs. PHI	Low Hit CG	None
Reliever	2.0 – 16x, last: Aug. 29, 2022 vs. CHC	Last Win	Sept. 3, 2022 at PIT
Walks:		Last Save	Aug. 20, 2022 at NYG
Starter	0 – July 6, 2015 vs. PHI	Last CG	None
Reliever	3 – 2x, last: July 4, 2021 at ATL	Last ShO	None
Strikeouts:		Last Start	July 6, 2015 vs. PHI
Starter	2 – July 6, 2015 vs. PHI	Last Relief App.	Oct. 5, 2022 at BAL (1)
Reliever	4 – 3x, last: Sept. 6, 2020 at TB	Longest Win Streak	3G – 2x, last: Aug. 17-Sept. 3, 2022
Hits Allowed	4 – 5x, last: Sept. 21, 2022 at PHI	Longest Losing Streak	7G – May 27-Sept. 18, 2021
		Scoreless Innings Streak	12.1 – April 10-May 9, 2015

MILESTONES

Category	Date	Opponent	Notes
Start	1 July 6, 2015	Philadelphia	ND - 2.0 IP, 4H, 2ER, HR, 2K
Win	1 April 13, 2015	Seattle	as a reliever - 1.0 IP, 2K
Save	1 April 24, 2015	at San Diego	1.0 IP, 2K

PROFESSIONAL CAREER:

MINORS:

- Posted a 3-2 record in 16 games (five starts) with the Rookie-level DSL Dodgers in his 1st professional season in 2009 and ranked 2nd on the club with a 1.67 ERA...Limited opponents to a .202 average with 51 strikeouts against just 15 walks in 54.0 innings.
- Went 1-2 with one save and a 7.04 ERA in 13 games (four starts) for the Rookie-level AZL Dodgers in 2010.
- Appeared in 20 games (one start) with Rookie-level Ogden in 2011, going 4-2 with four saves and a 3.10 ERA...Struck out 71 batters in just 52.1 innings and limited opposing hitters to a .236 average.
- In 2012, went a combined 6-5 with a 2.92 ERA in 49 appearances with Class-A Great Lakes and Advanced-A Rancho Cucamonga...Struck out 82 in 52.1 innings, while limiting opposing hitters to a .238 batting average.
- Spent the entire 2013 campaign with Double-A Chattanooga, going 4-6 with 19 saves and a 2.54 ERA in 49 games...Tied for 2nd in the league with 19 saves in 26 opportunities, which led all Dodger minor leaguers in 2013...Selected as a Southern League Mid-Season All-Star...Also named a MiLB.com Organizational All-Star and was selected to the Arizona Fall League Rising Stars game.

2014:

- Broke into the Majors as a September call-up after spending the majority of the year with Triple-A Albuquerque.
- Recalled from Albuquerque on Sept. 1 and made his **MLB debut** that evening against Washington at Dodger Stadium, firing 2.0 scoreless innings while striking out one hitter (**Anthony Rendon**).
- Posted a 1.80 ERA (2 ER/10.0 IP) in 10 games for Los Angeles...Registered nine strikeouts to just one walk in his 10 games.
- Went 4-2 with five saves and a 3.10 ERA in 47 appearances with Triple-A Albuquerque before his promotion to LAD.

2015:

- Made his 1st Opening Day roster in his 2nd big-league season, going 3-5 with one save and 3.34 ERA in 59 games (one start) across three stints with Los Angeles.
- Ranked among the NL's best relievers in WHIP (0.95, 5th), opponents' batting average (.199, 16th), opponents' on-base percentage (.242, 4th), strikeout-to-walk ratio (6.60, 3rd), and strikeout per nine innings (10.87, 15th).
- Recorded a career-high 68 strikeouts against just 10 walks in 56.2 innings...Did not issue a walk between June 7-Sept. 28, a span of 33.2 innings over 33 games...Had a streak of 12.1 scoreless innings over 12 appearances from April 10-May 10.
- Earned his 1st MLB victory on April 13 vs. SEA with a scoreless inning pitched in the Dodgers' 6-5 win.
- Recorded his 1st big-league save on April 24 at SD.
- Posted a 3.13 ERA (19 ER/54.2 IP) in 58 relief appearances and made one start on July 6 vs. PHI, allowing two runs on four hits in 2.0 innings.
- Selected to the Dodgers' 2015 NLDS roster and made his 1st career postseason appearance at NYM, striking out three and issuing one walk in 1.0 inning of relief.



2016:

- Opened the season with Los Angeles and made nine relief appearances, posting a 3.24 ERA (3 ER/8.1 IP), before being placed on the DL with right biceps soreness for the rest of the season.
- Attempted a comeback with six rehab appearances (three starts) in July, but underwent arthroscopic surgery to remove a bone fragment in his left knee on Sept. 6.

2017:

- Missed the entire season while recovering from Tommy John surgery which he underwent on Oct. 25, 2016.

2018:

- Appeared in the Majors for the first time since 2016 due to injury, and went 1-2 with a 5.64 ERA in 25 games...Struck out 19 batters and walked four over 22.1 innings of relief.
- Pitched the 8th inning of the Dodgers' combined no-hitter on May 4 vs. SD in Monterrey, Mexico, striking out two in a 1-2-3 frame...Walker Buehler started the game (6.0 IP), followed by Tony Cingrani (1.0 IP), García (1.0 IP), and Adam Liberatore (1.0 IP), as the group tossed the 1st combined no-hitter in franchise history.

2019:

- Set career-highs in appearances (64) and innings (62.1).
- Finished the season with a 1-4 record and 3.61 ERA, and held opponents to a .178 batting average while posting a 0.87 WHIP.
- His WHIP ranked 3rd among NL relievers, behind only Josh Hader (0.81) and Giovanny Gallegos (0.81)...His opponents' batting average ranked 5th in the NL (7th in MLB), and his ERA ranked 21st.

2020:

- Went 3-0 with a 0.60 ERA (1 ER/15.0 IP) in 2020, collecting one save...Allowed just nine hits in 15.0 innings, striking out 19 and walking five.
- Recorded his [2nd career save](#) on September 11 vs. PHI...His only previous save came on April 24, 2015 at SD with the Dodgers.
- Set the Cubs [down in order](#) on Sept. 30, striking out two, in the 8th inning of Game 1 of the Wild Card Series.
- Worked another clean 8th inning in Game 2 to help send the Marlins to the Division Series.

2021:

- Split the 2021 season between the Marlins and Astros, pitching to a 4-9 record with a 4.21 ERA (27 ER/57.2 IP), 18 walks, 60 strikeouts, and a 1.16 WHIP.
- Converted 15 of his 18 save opportunities (all with Miami)...Had only two career saves prior to the season.
- Made 10 appearances for Houston during the postseason, going 1-1 with a 7.00 ERA (7 ER/9.0 IP), including three walks and eight strikeouts.

Statcast Data

	2022	Career
Strikeout %:	23.8	25.8
Walk %:	5.3	5.0
Hard Hit %:	33.1	33.9
Fastest Pitch:	99.1 MPH	June 20, 2021 at CHC





GAUSMAN

KEVIN

34

PITCHER

BIRTHDATE January 6, 1991
 OPENING DAY AGE 32
 BIRTHPLACE Centennial, CO
 RESIDENCE Baton Rouge, LA
 INSTAGRAM @kevingausman34

BATS/THROWS L/R
 HEIGHT/WEIGHT 6-2/205
 CONTRACT STATUS signed thru 2026
 M.L. SERVICE 8.151
 OPTIONS USED 3 of 3

PERSONAL:

- Kevin John Gausman...Pronounced GAUWZ-min.
- Married his wife, Taylor, in December of 2016...They have two daughters, Sadie and Sutton...Sadie threw out the ceremonial first pitch on her dad's Bobblehead Day on July 13, 2022.
- Selected 4th overall in the 2012 draft by the Baltimore Orioles behind **Carlos Correa** (HOU), **Byron Buxton** (MIN), and **Mike Zunino** (SEA).
- Before the 2018 season, changed from his old number of 39 to 34, in honour of the late former Toronto Blue Jays and Philadelphia Phillies pitcher **Roy Halladay**...Said Halladay was his idol growing up because they both hailed from Colorado.
- Wears his home state pride on his left arm where he has a sleeve tattoo that includes spot colour of the red and gold "C" logo that is on the Colorado state flag.
- Has two career immaculate innings (striking out three batters in one inning on just nine pitches): on April 23, 2018 vs. CLE and on August 18, 2019 vs. STL.

LAST SEASON:

- His career-best 2.32 FIP ranked 2nd among all MLB hurlers (**Carlos Rodón** - 2.31).
- Ranked 5th in the AL with 205 strikeouts and finished 11th in ERA (3.35).
- Earned his 1st win as a Blue Jay on April 21 at BOS, tossing 8.0 scoreless innings before allowing the 1st batter of the 9th to reach on a hit and later score...Became the 1st pitcher in 2022 to pitch into the 9th inning...Had 22 strikeouts without issuing a walk in his three starts with Toronto, the most strikeouts without a walk by a pitcher in his first three games with a new team in MLB history (*courtesy Elias*).
- Picked up his 2nd win on May 1 vs. HOU, tossing 7.0 innings of two-run ball, giving up six hits with no walks and a season-high 10 strikeouts...Became the 1st Blue Jay pitcher with a double-digit strikeout game in 2022...Joined **Cy Young** as the only pitchers since 1903 to begin a season with five straight starts with no walks and no home runs allowed (min. 20 IP)... His 41 punchouts without any walks were the 2nd-most through the first five games of a season in MLB history (**Corbin Burnes** - 49K in 2021).
- Twirled 6.1 innings of one-run ball in Game 1 of a doubleheader on May 7 at CLE, giving up six hits with five strikeouts while walking his 1st batter of the season (**Franmil Reyes** with two out in the 4th)...Faced 136 consecutive batters to the begin the year without issuing a walk, the longest streak in franchise history (**Paul Quantrill** - 90 in 2001), and the 3rd-longest streak across the Majors since 1974 (**Mark Eichhorn** - 146 in 1991, **Dan Quisenberry** - 146 in 1982).
- Picked up his 4th win on May 24 at STL, tossing 6.0 shutout innings while allowing just four hits with a pair of walks and eight strikeouts...Induced a season-high 23 swing-and-misses.
- Tossed 7.0 shutout innings on June 27 vs. BOS, scattering four hits and a pair of walks with 10 strikeouts...Threw a season-high 110 pitches (77 strikes), the most thrown by a Blue Jays pitcher since **Robbie Ray** on Aug. 25, 2021 vs. CWS (111 pitches).
- Was removed from his start on July 2 vs. TB (1) at the end of 2.0 scoreless innings with a right ankle contusion after being hit with a line drive off the bat of **Wander Franco**.
- Became the 3rd pitcher in Blue Jays history with 100+ K's (106) and fewer than 20 walks (18) before the All-Star break, joining **Roy Halladay** (2005, 2009) and **David Wells** (2000).
- Earned the win on Aug. 2 at TB, throwing 8.0 shutout innings with a hit, a walk, and 10 strikeouts...Became the first Blue Jays pitcher to go 8+ scoreless since **Alex Manoah** on Sept. 13, 2021 vs. TB, and the first to do so on the road since **Ryan Borucki** on Sept. 17, 2018 at BAL...Recorded double-digit strikeouts for the 4th time this season and 3rd time in his last six starts.
- Named AL Player of the Week for Aug. 1-7, going 1-0 with 14.0 scoreless innings pitched (7H, BB, 15K)...Was his 1st PotW nod...Became the 9th Blue Jays pitcher to take Player of the Week honours...Became the 2nd pitcher in team history to tally at least 15 K's without more than one walk across two consecutive scoreless outings, joining **Brandon Morrow** (April 28-May 3, 2012).
- Grabbed his 9th win on Aug. 19 at NYY...Scattered four hits and issued a walk over 7.0 scoreless innings with seven strikeouts...Marked his 6th scoreless outing of the season and the 3rd in his last 4 starts.
- Earned his 10th win on Aug. 30 vs. CHC, throwing 6.0 frames of two-run ball (5H, BB, 9K, 2HR).
- Took a no-decision on Sept. 26 vs. NYY, giving up two runs 6.1 innings while recording seven strikeouts...Became the 2nd pitcher in team history to record 200 K's in his 1st season as a Blue Jay (**Roger Clemens** - 292 in 1997).
- Made his 2nd career postseason start (7th appearance) in Game 2 of the ALWC on Oct. 8 vs. SEA...Began the day with 4.0 no-hit innings and left with an 8-1 lead, but was eventually charged with four runs on five hits and a walk over 5.2 frames with seven strikeouts...The seven punchouts were one shy of the franchise's single-game postseason record (8, done four times).



Year	Club & League	W-L	ERA	G	GS	CG	SHO	SV	IP	H	R	ER	HR	HB	BB	IBB	SO	WP	BK	AVG
2012	Aberdeen (NYP/L)	0-0	0.00	2	2	0	0	0	6.0	1	0	0	0	0	0	5	0	0	0.053	
	Frederick (CARL)	0-1	6.00	3	3	0	0	0	9.0	10	6	6	3	0	1	0	8	0	1	2.78
2013	Bowie (EL)	2-4	3.11	8	8	0	0	0	46.1	44	21	16	3	3	5	0	49	7	0	2.46
	Norfolk (IL)	1-2	4.04	8	7	0	0	0	35.2	36	16	16	1	1	9	0	33	2	0	2.71
	BALTIMORE (AL)	3-5	5.66	20	5	0	0	0	47.2	51	30	30	8	0	13	2	49	4	0	2.76
2014	Aberdeen (NYP/L)	0-0	0.00	1	1	0	0	0	2.0	1	1	0	0	0	1	0	1	0	0	1.43
	Norfolk (IL)	1-3	3.32	11	11	0	0	0	43.1	41	18	16	5	0	18	0	44	1	0	2.46
	BALTIMORE (AL)	7-7	3.57	20	20	1	0	0	113.1	111	48	45	7	1	38	0	88	9	0	2.60
2015	Frederick (CARL)	0-0	1.80	2	2	0	0	0	5.0	2	1	1	1	0	0	0	6	0	0	1.00
	Bowie (EL)	0-1	10.80	1	1	0	0	0	3.1	4	4	4	2	0	0	0	4	0	0	2.86
	Norfolk (IL)	0-1	1.29	3	3	0	0	0	14.0	10	3	2	2	0	6	0	14	0	0	2.04
	BALTIMORE (AL)	4-7	4.25	25	17	0	0	0	112.1	109	56	53	17	2	29	1	103	7	0	2.51
2016	Frederick (CARL)	0-1	2.70	1	1	0	0	0	3.1	4	2	1	0	0	2	0	8	0	0	2.67
	Bowie (EL)	0-1	0.00	1	1	0	0	0	2.0	4	1	0	0	0	1	0	2	0	0	3.64
	Norfolk (IL)	0-1	4.76	1	1	0	0	0	5.2	4	3	3	0	0	2	0	9	1	0	2.00
	BALTIMORE (AL)	9-12	3.61	30	30	0	0	0	179.2	183	76	72	28	5	47	1	174	8	0	2.62
2017	BALTIMORE (AL)	11-12	4.68	34	34	0	0	0	186.2	208	99	97	29	5	71	0	179	8	1	2.83
2018	BALTIMORE (AL)	5-8	4.43	21	21	0	0	0	124.0	139	62	61	21	5	32	0	104	6	0	2.81
	ATLANTA (NL)	5-3	2.87	10	10	0	0	0	59.2	50	23	19	5	2	18	1	44	0	0	2.27
	2 TEAMS	10-11	3.92	31	31	0	0	0	183.2	189	85	80	26	7	50	1	148	6	0	2.64
2019	Florida (FSL)	0-1	5.40	1	1	0	0	0	5.0	5	3	3	1	0	1	0	6	0	0	2.63
	Mississippi (SOUL)	0-0	0.00	1	1	0	0	0	6.0	3	1	0	0	0	0	0	3	0	0	1.36
	Gwinnett (IL)	0-1	2.57	1	1	0	0	0	7.0	6	3	2	1	0	1	0	10	0	0	2.40
	ATLANTA (NL)	3-7	6.19	16	16	0	0	0	80.0	92	60	55	12	4	27	2	85	2	0	2.90
	CINCINNATI (NL)	0-2	4.03	15	1	0	0	0	22.1	21	11	10	3	1	5	1	29	0	0	2.50
	2 TEAMS	3-9	5.72	31	17	0	0	0	102.1	113	71	65	15	5	32	3	114	2	0	2.82
2020	SAN FRANCISCO (NL)	3-3	3.62	12	10	0	0	0	59.2	50	26	24	8	0	16	0	79	4	1	2.21
2021	SAN FRANCISCO (NL)	14-6	2.81	33	33	0	0	0	192.0	150	66	60	20	4	50	1	227	7	0	2.10
2022	TORONTO (AL)	12-10	3.35	31	31	0	0	0	174.2	188	72	65	15	1	28	0	205	2	2	2.72
Minor Totals		4-17	3.25	45	44	0	0	0	193.2	175	83	70	19	4	47	0	202	11	1	2.38
MAJOR TOTALS		76-82	3.93	267	228	1	0	0	1352.0	1352	629	591	173	30	374	9	1366	57	4	2.59

WILD CARD RECORD

Year	Club and Opp.	W-L	ERA	G	GS	CG	ShO	SV	IP	H	R	ER	HR	HB	BB	IBB	SO	WP	BK	AVG
2022	TOR vs. SEA	0-0	6.35	1	1	0	0	0	5.2	5	4	4	0	0	1	0	7	0	0	2.27

DIVISION SERIES RECORD

Year	Club and Opp.	W-L	ERA	G	GS	CG	ShO	SV	IP	H	R	ER	HR	HB	BB	IBB	SO	WP	BK	AVG
2014	BAL vs. DET	0-0	2.45	1	0	0	0	0	3.2	3	1	1	0	0	1	0	5	0	0	2.50
2018	ATL vs. LAD	0-0	9.00	1	0	0	0	0	2.0	2	2	2	1	0	2	0	4	0	0	2.50
2021	SF vs. LAD	0-1	6.00	2	1	0	0	0	6.0	4	4	4	0	0	3	1	7	0	0	1.82
TOTALS		0-1	5.40	4	1	0	0	0	11.2	9	7	7	1	0	6	1	16	0	0	2.14

CHAMPIONSHIP SERIES RECORD

Year	Club and Opp.	W-L	ERA	G	GS	CG	ShO	SV	IP	H	R	ER	HR	HB	BB	IBB	SO	WP	BK	AVG
2014	BAL vs. KC	0-0	0.00	2	0	0	0	0	4.1	1	0	0	0	0	1	0	2	0	0	0.83

TRANSACTIONS

- Selected by the Baltimore Orioles in the 1st round (4th overall) of the 2012 First-Year Player Draft.
- On injured list (right shoulder tendinitis) from May 8-June 20, 2015
- On injured list (right shoulder tendinitis) from April 3-25, 2016
- Traded to the Atlanta Braves along with RHP Darren O'Day in exchange for INF JC Encarnacion, C Brett Cumberland, RHP Evan Phillips, LHP Bruce Zimmermann, and international bonus slot money on July 31, 2018
- On injured list (right shoulder inflammation) from March 28-April 5, 2019
- On injured list (plantar fasciitis) from June 11-July 21, 2019
- Claimed off waivers by the Cincinnati Reds on August 5, 2019
- Signed by the San Francisco Giants on December 11, 2019
- Signed by the Toronto Blue Jays on December 1, 2021

GAME HIGHS

ML Debut	May 23, 2013 at TOR	ER Allowed	8 – 3x, last: May 29, 2019 vs. WAS
Innings Pitched:		HR Allowed	4 – 2x, last: Aug. 19, 2017 vs. LAA
Starter	9.0 – May 5, 2018 at OAK	Low Hit CG	4 – July 13, 2014 vs. NYY
Reliever	4.1 – June 26, 2013 vs. NYY	Last Win	Sept. 10, 2022 at TEX
Walks:		Last Save	None
Starter	6 – 2x, last: June 11, 2017 at NYY	Last CG	July 13, 2014 vs. NYY
Reliever	2 – 6x, last: Sept. 28, 2019 at PIT	Last ShO	None
Strikeouts:		Last Start	Oct. 2, 2022 vs. BOS
Starter	12 – May 14, 2021 at PIT	Last Relief App.	Sept. 27, 2020 vs. SD
Reliever	6 – Aug. 18, 2019 vs. STL	Longest Win Streak	7G – April 19-June 5, 2021
Hits Allowed	12 – 2x, last: June 5, 2019 at PIT	Longest Losing Streak	5G – 2x, last: July 28, 2019-Aug. 4, 2020
		Scoreless Innings Streak	20.0 – Aug. 23-Sept. 9, 2016

BIOGRAPHIES
LAST SEASON
HISTORY
RECORDS
OPPONENTS
PLAYER DEV.
MEDIA & MISC.



MILESTONES

Category	Date	Opponent	Notes
Start	1 May 23, 2013	at Toronto	L - 5.0 IP, 7H, 4ER, HR, 2BB, 5K
	100 Aug. 26, 2017	at Boston	W - 7.2 IP, 4H, 0R, 3BB, 5K
Win	1 June 28, 2013	New York (AL)	as a reliever - 4.1 IP, 3H, 0R, 4K
	12 Aug. 2, 2022	at Tampa Bay	10 strikeouts

PROFESSIONAL CAREER:

MINORS:

- Signed on July 13, 2012 and made his professional debut with Class-A (short) Aberdeen...Also made three starts for Advanced-A Frederick.

2013:

- Reached the Majors in just his 2nd professional season, making five starts and 15 relief appearances during three stints with the Orioles...Entered the season as the O's 2nd-ranked prospect by Baseball America.
- Made his **MLB debut** on May 23 with a start in the 12-6 loss at TOR (5.0 IP, 7H, 4ER, HR, 2BB, 5K)...Recorded his 1st career strikeout in the 1st inning (**Edwin Encarnacion**).
- Following the season, was rated by Baseball America as the 2nd-best prospect in the Orioles' organization and a Top 100 overall prospect by Baseball Prospectus (10th), ESPN.com (23rd), and MLB.com (31st).

2014:

- Allowed three earned runs or fewer in 16 of his 20 starts for the Orioles, leading to nine quality starts.
- Posted a 3.18 ERA (18 ER/51.0 IP) in nine road starts and a 3.90 ERA (27 ER/62.1 IP) in 11 home starts...His road ERA was the 2nd-best road mark among AL rookies (min. 8 starts).
- Recorded a rain-shortened 5.0-inning complete game on July 13 vs. NYY.
- Tossed a season-high 7.1 innings on Sept. 1 vs. MIN...His streak of three straight starts with at least 7.0 IP and seven strikeouts was the longest by an Oriole since **Erik Bedard** did so from Aug. 10-21, 2007.
- Made three postseason appearances, all in relief, pitching to a 1.13 ERA (1 ER/8.0 IP) with seven strikeouts.

2015:

- Recorded his 1st Major League season with at least 100 strikeouts (103).
- Struck out 10 batters over 8.0 innings on Sept. 30 vs. TOR (G2)...The 10 strikeouts matched an Orioles season high (also: **Miguel Gonzalez** on April 14 vs. NYY).
- Went 3-1 with a 2.19 ERA (13 ER/53.1 IP) in 11 appearances (eight starts) at home...Posted a quality start in seven of his eight home starts, going 3-1 with a 1.97 ERA (11 ER/50.1 IP) and holding opponents to a .205 batting average in those eight outings.

2016:

- Led the Orioles with 18 quality starts.
- Began the season on the injured list with a right shoulder strain...Came off the IL on April 25.
- In a pair of starts vs. NYY, threw 7.0 scoreless innings on Aug. 28 at Yankee Stadium and 6.0 scoreless innings on Sept. 3 at Camden Yards...Became first pitcher to make consecutive starts, both vs. NYY and both scoreless, since Oakland's **Scott Sanderson** in 1990.

2017:

- His 34 starts tied **Chris Archer** for the most in the Majors and set a career-high mark.
- Set personal bests at the time with 186.2 innings pitched and 179 strikeouts.
- On May 3 at BOS, was **ejected** for the 1st time in his career after hitting **Xander Bogaerts** with a pitch.

2018:

- Tossed his 1st career **immaculate inning** on April 23 vs. CLE.
- Traded from Baltimore to Atlanta at the July 31 trade deadline.
- In 10 starts for the Braves, went 5-3 with a 2.87 ERA (4.43 in 21 starts for BAL)...His five wins were the most by a Braves pitcher acquired in a season since 2000, when **Andy Ashby** went 8-6 in 15 starts after he was acquired from Philadelphia.
- Appeared in one game during the NLDS vs. LAD, tossing **2.0 innings** of relief during Game 3.

2019:

- Split the season between Atlanta and Cincinnati...Was claimed off waivers from Atlanta on Aug. 5.
- Made his Reds debut on Aug. 8 vs. CINC...Was his first regular-season relief outing since May 6, 2015 at NYM, snapping a streak of 128 consecutive starts.
- Recorded at least two strikeouts in 10 of his 15 appearances with the Reds.
- In perfect 8th and 9th innings on Aug. 18 vs. STL, struck out all six batters, the most strikeouts by a Reds reliever in a game in 2019...In the 9th, became the 5th documented pitcher in Reds history to throw an **immaculate inning**, the first since **Drew Storen** on April 18, 2017 vs. BAL, and one of six Major Leaguers to do it in 2019 (**Chris Sale** x2, **Josh Hader**, **Thomas Pannone**, **Stephen Strasburg**, **Chris Martin**).

2020:

- Made 12 appearances (10 starts) for the Giants and emerged as the anchor of the starting rotation, leading the club in strikeouts (79) and quality starts (four) while finishing 2nd behind **Johnny Cueto** in innings pitched (59.2).
- Had one of his best years as a pro, setting personal bests in strikeouts per 9.0 innings (11.92), strikeout to walk ratio (4.94), and strikeout percentage (32.2%), with then career-low markers in WHIP (1.11) and baserunners per 9.0 innings (10.0).
- Opposing batters swung and missed at 33.1% of Gausman's pitches, the 7th-highest total of any pitcher in 2020 (min. 55.0 IP) and the 3rd best in the NL, behind **Jacob deGrom** (40.9) and **Corbin Burnes** (34.7).
- His 4.94 K/BB ratio was 7th best in the NL (min. 55.0 IP)
- Fanned 11 batters in his Aug. 15 start vs. OAK at Oracle Park, setting a new **career high**...Was his 4th career double-digit strikeout game.
- Over his last six outings, opposing hitters were held to a .157 average (16-for-102) with a .516 OPS.).



2021:

- Set career-best marks in innings pitched (192.0), wins (14), quality starts (20), ERA (2.81), strikeouts (227), opponents' batting average (.210), and WHIP (1.04).
- Named a National League All-Star for the 1st time in his career and finished 6th in NL Cy Young voting.
- Among NL pitchers, ranked T-1st in games started (33), 4th in strikeouts, 5th in innings pitched, T-5th in wins, 6th in ERA, 6th in opponents' average, and 7th in WHIP.
- Became the 5th Giants starter since 1995 to finish a season with a winning percentage of at least .700 and an ERA under 3.00, joining **Johnny Cueto** (2016), **Matt Cain** (2012), **Tim Lincecum** (2008), and **Jason Schmidt** (2003).
- Allowed three earned runs or fewer in 29 of 33 starts overall...His 20 quality starts were tied for 4th most in the NL
- His 227 strikeouts were the most by a Giants pitcher in a single-season since **Madison Bumgarner** struck out 251 batters in 2016.
- San Francisco went 21-12 (.636) in his starts, going 7-7 at Oracle Park and 14-5 on the road.
- Opposition went 22-for-143 (.154) against him with RISP, and 10-for-68 (.147) with RISP and two outs.
- Made his 2nd career Opening Day start on April 1 at SEA, taking a no-decision while allowing one run on two hits over 6.2 frames (2BB, 6K).
- Set a career-high with [12 strikeouts](#) on May 14 at PIT.
- Went six consecutive starts of allowing one run or fewer while tossing at least 6.0 innings from April 19-May 19, matching the 2nd-longest streak of its kind for any Giants pitcher since 1893 (**Christy Mathewson** - 8G in 1901; **Madison Bumgarner** - 6G in 2016).
- Named NL Pitcher of the Month for May, his 1st career MLB monthly honour and the first by a Giants pitcher since **Madison Bumgarner** in August of 2014...Across six starts, compiled a perfect 5-0 record with a 0.73 ERA and 49 strikeouts over 37.0 innings...Became the 3rd pitcher in Giants history to record an ERA lower than 0.80 and at least 49 strikeouts in a calendar month, joining Hall of Famers **Gaylord Perry** (Sept., 1967) and **Juan Marichal** (June, 1965).
- Drove in San Francisco's game-winning run with a [pinch-hit sacrifice fly](#) in the 11th inning on Sept. 17 vs. ATL, the Giants' first walk-off RBI by a pitcher since **Madison Bumgarner** on Sept. 25, 2018...The only other Giants pitcher with a walk-off RBI since 1974 was **Don Robinson**, on July 31, 1990.
- Placed on the Paternity List on Aug. 5 as he and his wife welcomed a baby girl (Sutton Clair) on Aug. 6...Sutton was named after Hall of Famer **Don Sutton**.
- Issued no more than one walk in any of his final nine starts of the season, the longest active streak among Major League starters.
- Appeared twice for the Giants during the NLDS against Los Angeles...Started Game 2 and took the loss (5.1 IP, 4H, 4ER, 3BB, 7K), and pitched in relief in Game 5 (0.2 IP).

Statcast Data

	2022	Career
Strikeout %:	28.3	24.5
Walk %:	3.9	6.3
Hard Hit %:	38.5	37.0
Fastest Pitch:	101.0 MPH	April 22, 2015 at TOR





GREEN CHAD

37

PITCHER

BIRTHDATE May 24, 1991
 OPENING DAY AGE 31
 BIRTHPLACE..... Greenville, SC
 RESIDENCE..... Louisville, KY
 INSTAGRAM..... @chad_green91

BATS/THROWS L/R
 HEIGHT/WEIGHT 6-3/215
 CONTRACT STATUS..... signed thru 2024
 M.L. SERVICE 6.050
 OPTIONS USED 2 of 3

PERSONAL:

- Chad Keith Green.
- Has a twin brother, Chase, who is three minutes younger.
- Graduated from Effingham High School (IL), where he earned all-state honours as a senior...Also lettered for three seasons in basketball.
- In three seasons at Louisville (2011-2013), went 16-6 with a 2.38 ERA (51 ER/193.0 IP) in 61 appearances (26 starts)... Finished his collegiate career as the school's record holder in career ERA (since surpassed)...Earned Second Team All-BIG EAST honours after finishing his junior season going 10-4 with 2.42 ERA (28 ER/104.1 IP).

LAST SEASON:

- Went 1-1 with a save and a 3.00 ERA (5 ER/15.0 IP) in 14 games with the Yankees.
- Did not allow an earned run in 11 of 14 appearances.
- Made his season debut on Opening Day vs. Boston, tossing a scoreless 5th inning (1.0 IP, H).
- Took the loss after allowing 1R/OER in 1.0 IP on April 13 vs. TOR (1BB), snapping a 10.2 scoreless inning streak (since Sept. 20, 2021).
- Recorded his lone win of the season on April 20 at DET (1.0 IP, 3H, 2ER, BB, 2K).
- On April 28 vs. BAL, retired all three batters faced in the 8th inning (1.0 IP, 2K)...Struck out **Anthony Bemboom** for his 405th career **strikeout** as a reliever, surpassing **Mike Stanton** for sole possession of 8th place on the Yankees' all-time strikeouts list by a reliever.
- Earned his 11th career **save** and 1st of the season on May 2 at TOR after retiring all three batters faced in the 9th inning (1.0 IP, 2K)...Marked his first save since Aug. 19, 2021 vs. MIN.
- Allowed just three hits over his final seven outings (April 28-May 19), posting a 1.17 ERA (1 ER/7.2IP) with 11 strikeouts and two walks, retiring 23-of-28 batters faced over that span.
- Placed on the 15-day injured list on May 21 with a right elbow strain...Transferred to the 60-day injured list on May 27.
- Underwent UCL reconstruction and flexor tendon repair with Dr. Meister on June 1 at Trinity Park Surgery Center in Arlington, TX.
- Has made 48 scoreless relief appearances of at least 2.0 IP since 2017, the most in the Majors over that span (2nd: **Seth Lugo** - 44).

Bold - career high; Red - league high

Year	Club & League	W-L	ERA	G	GS	CG	SHO	SV	IP	H	R	ER	HR	HB	BB	IBB	SO	WP	BK	AVG
2013	Tigers (GULF)	1-0	3.00	2	0	0	0	0	3.0	3	1	1	1	0	0	0	6	0	0	.250
	Lakeland (FL)	3-0	3.63	10	2	0	0	1	17.1	16	7	7	0	0	6	0	10	0	0	.242
2014	West Michigan (MIDW)	6-4	3.11	23	23	0	0	0	130.1	121	51	45	8	3	28	0	125	5	0	.251
2015	Erie (EL)	5-14	3.93	27	27	1	0	0	148.2	170	84	65	9	7	43	2	137	5	0	.287
2016	NEW YORK (AL)	2-4	4.73	12	8	0	0	1	45.2	49	26	24	12	1	15	0	52	1	0	.272
	Scranton/Wilkes-Barre (IL)	7-6	1.52	16	16	0	0	0	94.2	68	21	16	3	1	21	0	100	2	0	.200
2017	NEW YORK (AL)	5-0	1.83	40	1	0	0	0	69.0	34	14	14	4	2	17	0	103	3	0	.147
	Tampa (FL)	0-1	2.25	1	0	0	0	0	4.0	2	1	1	1	0	0	0	5	0	0	.154
	Scranton/Wilkes-Barre (IL)	2-1	4.73	5	5	0	0	0	26.2	32	15	14	1	0	11	0	33	0	0	.286
2018	NEW YORK (AL)	8-3	2.50	63	0	0	0	0	75.2	64	22	21	9	1	15	2	94	3	0	.229
2019	NEW YORK (AL)	4-4	4.17	54	15	0	0	2	69.0	66	35	32	10	6	19	0	98	2	0	.247
	Scranton/Wilkes-Barre (IL)	0-0	2.45	3	3	0	0	0	7.1	5	2	2	0	0	2	0	14	0	0	.185
2020	NEW YORK (AL)	3-3	3.51	22	0	0	0	1	25.2	13	13	10	5	0	8	2	32	3	0	.144
2021	NEW YORK (AL)	10-7	3.12	67	0	0	0	6	83.2	57	32	29	14	0	17	2	99	5	0	.193
2022	NEW YORK (AL)	1-1	3.00	14	0	0	0	1	15.0	13	6	5	1	0	5	0	16	0	0	.241
Minor Totals		24-26	3.15	87	76	1	0	1	432.0	417	182	151	23	11	111	2	430	12	0	.253
MAJOR TOTALS		33-22	3.17	272	24	0	0	11	383.2	296	148	135	55	10	96	6	494	17	0	.212

WILD CARD RECORD

Year	Club and Opp.	W-L	ERA	G	GS	CG	ShO	SV	IP	H	R	ER	HR	HB	BB	IBB	SO	WP	BK	AVG
2017	NY Yankees vs. MIN	0-0	4.50	1	0	0	0	0	2.0	1	1	1	0	0	2	0	4	0	0	.143
2020	NY Yankees vs. CLE	0-0	0.00	1	0	0	0	0	1.1	3	0	0	0	0	0	0	3	0	0	.429
2021	NY Yankees vs. BOS	0-0	0.00	1	0	0	0	0	1.2	1	0	0	0	0	1	0	2	0	0	.200
TOTALS		0-0	1.80	3	0	0	0	0	5.0	5	1	1	0	0	3	0	9	0	0	.263

DIVISION SERIES RECORD

Year	Club and Opp.	W-L	ERA	G	GS	CG	ShO	SV	IP	H	R	ER	HR	HB	BB	IBB	SO	WP	BK	AVG
2017	NY Yankees vs. CLE	0-0	81.00	1	0	0	0	0	0.1	2	3	3	1	1	0	0	0	0	0	.667
2018	NY Yankees vs. BOS	0-0	2.45	2	0	0	0	0	3.2	4	1	1	0	0	3	1	0	0	0	.308
2019	NY Yankees vs. MIN	1-0	0.00	2	0	0	0	0	2.0	2	0	0	0	0	0	0	1	0	0	.250
2020	NY Yankees vs. TB	1-0	4.50	3	0	0	0	0	4.0	3	2	2	1	0	1	0	5	0	0	.200
TOTALS		2-0	5.40	8	0	0	0	0	10.0	11	6	6	2	1	4	1	6	0	0	.282



CHAMPIONSHIP SERIES RECORD

Year	Club and Opp.	W-L	ERA	G	GS	CG	ShO	SV	IP	H	R	ER	HR	HB	BB	IBB	SO	WP	BK	AVG
2017	NY Yankees vs. HOU	1-0	0.00	3	0	0	0	0	6.1	3	1	0	0	0	1	0	7	0	0	.136
2019	NY Yankees vs. HOU	0-0	9.64	4	1	0	0	0	4.2	4	5	5	2	0	1	0	5	0	0	.222
TOTALS		1-0	4.09	7	1	0	0	0	11.0	7	6	5	2	0	2	0	12	0	0	.175

TRANSACTIONS

- Selected by the Detroit Tigers in the 11th round of the 2013 First-Year Player Draft
- Traded to the New York Yankees along with RHP Luis Cessa in exchange for LHP Justin Wilson on December 9, 2015
- On injured list (right forearm tendon strain) on September 3, 2016 for the remainder of the season
- On injured list (right elbow surgery) on May 21, 2022 for the remainder of the season
- Signed by the Toronto Blue Jays on January 31, 2023

GAME HIGHS

ML Debut	May 16, 2016 at ARI	ER Allowed	7 – July 8, 2016 at CLE
Innings Pitched:		HR Allowed	4 – July 8, 2016 at CLE
Starter	6.0 – 3x, last: Aug. 21, 2016 at LAA	Low Hit CG	None
Reliever	3.2 – 2x, last: May 14, 2017 vs. HOU	Last Win	April 20, 2022 at DET
Walks:		Last Save	May 2, 2022 at TOR
Starter	4 – Aug. 3, 2016 vs. NYM	Last CG	None
Reliever	3 – July 29, 2016 at TB	Last ShO	None
Strikeouts:		Last Start	Sept. 29, 2019 at TEX
Starter	11 – Aug. 15, 2016 vs. TOR	Last Relief App.	May 19, 2022 at BAL
Reliever	7 – Aug. 30, 2017 vs. CLE	Longest Win Streak	76 – July 23, 2017-April 25, 2018
Hits Allowed	8 – 2x, last: Aug. 3, 2016 vs. NYM	Longest Losing Streak	56 – Sept. 25, 2020-June 5, 2021
		Scoreless Innings Streak	17.1 – May 21-July 8, 2018

MILESTONES

Category	Date	Opponent	Notes
Start	1 May 16, 2016	at Arizona	L - 4.0 IP, 8H, 6R/4ER, 2HR, 1BB, 5K
Win	1 July 3, 2016	at San Diego	as a starter - 6.0 IP, 3H, 1ER, 0BB, 8K
10+ Strikeout Games (1)			
	1 Aug. 15, 2016	Toronto	11 strikeouts
Save	1 July 24, 2016	San Francisco	2.1 IP, 3H, 1K

PROFESSIONAL CAREER:

MINORS:

- In his professional debut in 2013, combined to go 4-0 with a 3.54 ERA (7 ER/20.1 IP) in 12 games (two starts) with the GCL Tigers and Advanced-A Lakeland...Went 1-0 with a 3.00 ERA (1 ER/3.0 IP) in two relief appearances before being promoted on July 12...In 10 games (two starts) with Lakeland, went 3-0 with a 3.63 ERA (7 ER/17.1 IP).
- In 2014, went 6-4 with a 3.11 ERA (45 ER/130.1 IP) in 23 starts with Class-A West Michigan...Ranked 3rd in the Midwest League in WHIP (1.14) and 9th in ERA.
- Spent the 2015 season with Double-A Erie, going 5-14 with a 3.93 ERA (65 ER/148.2 IP) in 27 starts...Named Eastern League Pitcher of the Week for Aug. 24-30 after going 1-0 with a 0.69 ERA (1 ER/13.0 IP) over two starts, including a 7.0-inning complete game...Acquired by the Yankees from Detroit with **Luis Cessa** in exchange for **Justin Wilson** on Dec. 9, 2015.

2016:

- Went 2-4 with one save and a 4.73 ERA (24 ER/45.2 IP) and 52K over five stints with the Yankees.
- Had a 10.90 SO/9 ratio (44K/36.1IP) in his eight starts, 8th highest among Major League pitchers with at least 30.0 IP as a starter (3rd in AL).
- Made his **MLB debut** on May 16 at ARI, recording the loss (4.0 IP, 8H, 6R/4ER, 2HR, BB, 5K).
- Became the 4th Yankee pitcher since 2000 to record at least five strikeouts in each of his first three Major League starts, joining **Masahiro Tanaka** (2014, first 11GS), **Phil Hughes** (2007, first 4GS), and **José Contreras** (2003, first 7GS).
- Earned his 1st Major League win on July 3 at SD, allowing one earned run in 6.0 innings (3H, 8K, HR)...Was only the 3rd Yankee since 1913 to record at least eight K's without walking a batter within his first three career games, joining **Rich Beck** (Sept. 14, 1925) and **Masahiro Tanaka** (April 4, 2014) who both did so in their Major League debuts.
- Earned his 1st Major League save on July 24 vs. SF, tossing 2.1 scoreless innings (3H, K).
- Had a career-high 11 [strikeouts](#) in 6.0 scoreless innings in his start on Aug. 15 vs. TOR, the most by a Yankees rookie since **Masahiro Tanaka** had 11 on June 11, 2014 at SEA...Retired the first 13 batters, including six via strikeout, before **Troy Tulowitzki** hit a one-out single to left in the 5th inning...Became the 2nd rookie pitcher in Yankees history to record at least 11 strikeouts with no walks and no runs in a game, joining **Stan Bahnsen** on Aug. 1, 1968 at BOS (CG SHO, 3H, 12K)...Was the 12th Yankee pitcher since 1913 to accomplish the feat, and the first since Randy Johnson on July 26, 2005 vs. MIN...Matched the most strikeouts by an AL rookie in 2016 (**Michael Fulmer** - 11K on May 21, 2016 vs. TB).
- Was removed from a Sept. 2 loss at BAL after 1.2IP with right elbow pain (5H, 4ER, 2BB, HR, 3K)...Underwent an MRI on Sept. 3 in Baltimore, revealing a sprained right UCL and a strained flexor tendon...Was placed on the 15-day injured list on Sept. 7 (retroactive to Sept. 3) with a right forearm tendon injury...Was transferred to the 60-day IL on Sept. 18.



2017:

- Went 5-0 with a 1.83 ERA (14 ER/69.0 IP) and 103 strikeouts in 40 games (one start) over two stints with the Yankees... Allowed 4-of-31 inherited runners (12.9%), the 2nd-lowest mark among qualifying relievers.
- Out of the bullpen, recorded a 13.43 SO/9 ratio, 10th best among MLB relievers (5th in the AL)...Ranked 3rd among all relievers with a 41.0% strikeout rate (100K, 244BF) and .207 opponents' OBP and ranked 5th with a 1.61 ERA, .143 opponents' batting average, and .233 SLG...His 2.3 fWAR was 6th among relievers.
- Became one of eight pitchers in franchise history with at least 100 punchouts in relief in a season, joining **Dellin Betances** (5x), **Goose Gossage** (3x), **Jay Howell**, **Andrew Miller**, **Joe Page**, **Mariano Rivera**, and **David Robertson**.
- With Dellin Betances (100K), became the 2nd pair of Yankees to each strike out at least 100 batters in relief in the same season (also **Betances/Andrew Miller** in 2015).
- Made 29 relief appearances of more than 1.0 IP (2nd most in the Majors) and 16 of at least 2.0 IP...Made three scoreless relief appearances of at least 3.0 innings...Had multiple strikeouts in 30 of his 40 total appearances.
- Had six relief appearances with at least five strikeouts.
- Struck out seven of eight batters faced in 2.2 scoreless innings in an Aug. 30 Game 1 loss vs. CLE...Marked the most strikeouts in a single game by any pitcher in Major League history when facing eight-or-fewer batters.
- Collected his 100th [strikeout](#) of the season as a reliever in the 7th inning on Sept. 30 vs. TOR (**Jose Bautista**)...The only other Yankees with 100 K's within their first 50 relief appearances of a season were **Joe Page** (1947), **Mariano Rivera** (1996), and **Dellin Betances** (2014).
- Made his playoff debut in the Yankees' AL Wild Card win vs. Minnesota, entering with one out in the 1st inning (2.0 IP, 1H, 1ER, 2BB, 4K)...Became the first Yankee to [strike out](#) his first four career postseason batters faced, and the first Major League pitcher to do so since COL's **Jeff Francis** in 2007 NLDS Game 1 at PHI.

2018:

- Went 8-3 with a 2.50 ERA (21 ER/75.2 IP) and 94 strikeouts in 63 relief appearances with the Yankees.
- Posted a career-long 17.1-inning scoreless streak (over 13G) from May 25-July 8 (11H, 3BB, 18K).
- Made his 100th career relief appearance on Sept. 15 vs. TOR, tossing 2.1 scoreless innings (3H, 3K).
- Allowed one earned run in 3.2 innings over two postseason relief appearances.

2019:

- Went 4-4 with a 4.17 ERA (32 ER/69.0 IP) and 98 strikeouts in 54 appearances (15 starts) over two stints with the Yankees.
- Had three appearances with at least four strikeouts and no baserunners, tied for the Major League lead (also: **John Brebbia**, **Josh Hader**, and **Drew Pomeranz**).
- Posted a 0.69 ERA (2 ER/26.0 IP) in 19 games from May 27-July 2...Had an 11.2-inning scoreless streak from June 9-July 3.
- Earned his 2nd career [save](#) on July 23 at MIN (also: July 24, 2016 vs. SF) after entering in the 10th with the bases loaded and retiring his only batter faced.
- Over his final 11 appearances, struck out 34 batters while walking just six in 17.2 IP.
- Earned the win in Game 1 of a Sept. 12 doubleheader at DET (2.1 IP, H, ER, 2K) but snapped his season-high-tying 11.2 scoreless inning streak.
- Made his 1st career postseason start as the Yankees' "opener" in ALCS Game 6 vs. HOU (1.0 IP, 2H, 3ER, BB, K, HR).

2020:

- Went 3-3 with one save and a 3.51 ERA (10 ER/25.2 IP) and 32 punchouts in 22 relief appearances with the Yankees.
- Earned the win in his season debut on July 26 at WAS, tossing 2.0 scoreless innings (BB, 2K).
- Pitched on three straight days for the 1st time in his career from Sept. 2-4.
- Earned his 1st save of the year (4th career) in Game 1 of Sept. 4 doubleheader at BAL, allowing 1R/0ER in 1.0 IP (H).
- Went 1-0 with a 3.38 ERA (2 ER/5.1 IP) and eight strikeouts in four postseason relief appearances...Earned his 3rd career postseason win in ALDS Game 4 vs. TB at Petco Park, tossing 2.0 perfect innings (2K).

2021:

- Went 10-7 with six saves and a 3.12 ERA (29 ER/83.2 IP) in 67 relief appearances...Set career highs in wins, appearances, innings pitched, and home runs allowed.
- Led Major League relievers in innings pitched and led Yankees relievers in relief appearances...His 99 strikeouts were the 4th most in the AL and 6th most among MLB relievers.
- His 15 scoreless relief outings of at least 1.2 IP were the 2nd most in MLB, trailing only Boston's **Garrett Whitlock** (23).
- Tossed at least 2.0 innings in 13 outings, 10 of which were scoreless.
- Made the 200th appearance of his career on April 22 at CLE, tossing a scoreless 8th inning (1.0 IP, 1K).
- Struck out **Josh Harrison** looking in the 7th inning on May 8 vs. WAS to record his 400th career [strikeout](#).
- Earned his 1st win of the season on June 17 at TOR, tossing 1.1 scoreless innings (2H, 2K)...Marked his first win since Aug. 30, 2020 (G1) vs. NYM.
- Pitched in both games of a doubleheader on July 4 vs. NYM, doing so for the 1st time in his career...Tossed a season-high 3.0 innings and earned his 3rd win of the season in Game 2 (6K)...Marked his longest relief outing since Sept. 8, 2019 at BOS (also 3.0 scoreless innings)...Tossed an [immaculate inning](#) in the 7th inning of Game 2, becoming the 2nd Yankees pitcher to toss an immaculate inning in 2021, joining **Michael King**...According to Elias, the Yankees were just the 3rd team in the last 20 seasons to have two immaculate innings in a single season, joining the 2019 Boston Red Sox (**Chris Sale** x2) and the 2017 Boston Red Sox (**Craig Kimbrel** and **Rick Porcello**)...According to Stats Perform, was the first pitcher in the Modern Era to toss at least 3.0 perfect innings, notch at least six K's, and have an immaculate inning all in the same game.
- Recorded a save in three straight outings from Aug. 16-19...Marked the 1st time in his career that he recorded a save in consecutive outings.
- Did not allow a run in his final seven appearances of the season, from Sept. 20-Oct. 3, retiring 25 of 31 batters faced over that span (8.1 IP, 4H, 2BB, 10K).
- Tossed 1.2 scoreless innings in the AL Wild Card Game at Boston (H, BB, 2K).

Statcast Data

	2022	Career
Strikeout %:	25.8	32.6
Walk %:	8.1	6.0
Hard Hit %:	45.0	42.5
Fastest Pitch:	99.4 MPH	Sept. 13, 2017 at TB





GUERRERO JR. VLADIMIR

27
INFIELDER

BIRTHDATE March 16, 1999
OPENING DAY AGE 24
BIRTHPLACE Montreal, QC
RESIDENCE Nizao, Dominican Republic
INSTAGRAM @vladdyjr27

BATS/THROWS R/R
HEIGHT/WEIGHT 6-2/245
CONTRACT STATUS signed thru 2023
M.L. SERVICE 3.157
OPTIONS USED 0 of 3

PERSONAL:

- Vladimir Guerrero Jr.
- Son of nine-time All-Star and 2004 AL MVP **Vladimir Guerrero**, who was inducted into the Hall of Fame in 2018 with Vladimir Jr. in attendance...Nephew of former Major Leaguer **Wilton Guerrero**.
- Signed by the Toronto Blue Jays as a 16-year-old on July 2, 2015...Ranked 4th on MLB.com's Top 30 International Prospects list at the time.
- Ranked as the 3rd-best prospect by both Baseball America and MLB prior to the 2018 season...Ranked 4th by Baseball Prospectus.
- Listed as the top overall prospect heading into the 2019 season by MLB, Baseball America and Baseball Prospectus...Was rated with an 80 hit tool for the second straight year, the highest ever given out by MLB Pipeline.
- Took part in the Toronto portion of the 2023 Blue Jays Winter Tour.

LAST SEASON:

- Among AL batters, finished T-3rd in total bases (306), T-5th in RBI (97), 6th in hits (175), T-7th in home runs (32), T-8th in extra-base hits (67), and 10th in slugging (.480).
- Started at 1st base for the AL All-Star team for the 2nd year in a row (0-for-2), becoming the 5th player in Toronto history to start in consecutive years.
- Claimed his 1st Gold Glove Award, becoming the only first baseman in team history to win one...Committed 10 errors on 1,025 total chances for a .990 fielding percentage.
- Stole a career-high eight bases after recording five total steals across his first three seasons.
- Crushed his 1st of [home run](#) of the year on April 10 vs. TEX, a solo shot travelling 467 feet, the farthest hit ball of his career (465 on May 16, 2021 vs. PHI).
- On April 13 at NYY, went 4-for-4 with a double, three home runs, and four RBI, the 2nd [three-homer](#) game of his career (also: April 27, 2021 vs. WAS)...At 23 years and 28 days old, became the youngest player in MLB history to go 4-for-4 with 3+ homers and 4+ XBH in a game...The 14 total bases were the 2nd most in a single game in franchise history (**Carlos Delgado** - 16 TB on Sept. 25, 2003 vs. TB).
- Hit his then MLB-leading 5th home run of the season on April 15 vs. OAK, a solo shot in the 1st...Tied **Carlos Delgado** (1994, 2001) and **Vernon Wells** (2010) for the most homers in the team's first eight games of a season.
- Had a then-career-high 15-game hitting streak from May 2-18 (16-for-54, .296 AVG, 2-2B, 1HR, 5RBI), besting his 14-game streak from 2021.
- Belted his 9th homer of 2022 on May 26 at LAA, homering in consecutive games for the 1st time in 2022 (11th career).
- Went 4-for-5 on June 15 vs. BAL with his 16th home run, his 3rd career four-hit game...Also picked up his 1st career [walk-off RBI](#), driving in **Bo Bichette** with a single in the bottom of the 10th.
- Named AL Player of the Week for June 13-19, his 4th career POTW...Went 11-for-27 (.407) with a double, three homers, seven RBI and his 1st walk-off hit (1.278 OPS).
- Picked up his 2nd career [walk-off hit](#) on June 28 vs. BOS, singling in a run in the 9th to break a 5-5 tie.
- Smacked his 20th home run on July 13 vs. PHI, reaching the mark for the 2nd time in his career (48 in 2021).
- Put together a career-long 22-game [hitting streak](#) from July 15-Aug. 13, batting .374 (34-for-91) with 10 doubles, three home runs, and 12 RBI (1.007 OPS)...Was the 2nd-longest streak in the AL in 2022 (4th in MLB).
- Launched a two-run dinger on Aug. 5 at MIN, his 23rd jack of the season...Homered in consecutive games for the 4th time of the season (14th career).
- Lined a two-run [homer](#) in the 1st on Aug. 16 vs. BAL...The 15° launch angle matched the lowest homer of his career (Sept. 13, 2021 vs. TB), and equalled the lowest fence-clearing home run in MLB in 2022 (**Giancarlo Stanton** -15° on April 8 vs. BOS).
- Notched his [500th hit](#) on Aug. 19 at NYY, becoming the youngest in team history to reach the milestone (23.156), ahead of **Lloyd Moseby** (24.193).
- Recorded his career-high 30th double of the year on Sept. 9 at TEX (29 in 2021).
- Went 2-for-4 with his 100th career double on Sept. 12 vs. TB...At 23 years and 180 days old, was the youngest player to reach the mark since **Bryce Harper** (23.177 in 2016).
- Hit his 100th career [home run](#) on Sept. 14 vs. TB at the age of 23 years and 182 days, becoming the 10th-youngest player in MLB history to reach the century mark...Also became the 7th-youngest player since 1901 to reach 100 doubles and 100 homers in his career, doing so three days before **Albert Pujols** (23.185) and one day after **Bryce Harper** (23.181).
- Blasted a three-homer on Sept. 21 at PHI, his 30th homer of the year...Became the 1st AL player to reach 30 doubles and 30 home runs in 2022...At the age of 23 years and 189 days, became the youngest player in franchise history to reach 300 career RBI (**Lloyd Moseby** - 24.299).
- On Sept. 26 vs. NYY, singled home the game-winning run in the bottom of the 10th inning, the 3rd [walk-off hit](#) of his career, all coming in the same season.
- Drove in a run with a [single](#) in the 3rd inning during Game 2 of the ALWC vs. SEA for his 1st career postseason RBI.

BIOGRAPHIES

LAST SEASON

HISTORY

RECORDS

OPPONENTS

PLAYER DEV.

MEDIA & MISC.



Bold – career high; Red – league high

Year	Club and League	AVG	G	AB	R	H	2B	3B	HR	RBI	BB	IBB	SO	SB	CS	SLG	OBP	OPS	SH	SF	HBP
2016	Bluefield (APP)	.271	62	236	32	64	12	3	8	46	33	1	35	15	5	.359	.449	.808	0	5	2
2017	Lansing (MID)	.316	71	269	53	85	21	1	7	45	40	2	34	6	2	.409	.480	.889	0	4	5
	Dunedin (FSL)	.333	48	168	31	56	7	1	6	31	36	1	28	2	2	.450	.494	.944	0	3	2
2018	GCL Blue (GCL)	.333	3	9	3	3	2	0	0	0	1	0	1	0	0	.400	.556	.956	0	0	0
	Dunedin (FSL)	.500	1	4	1	2	1	0	0	2	0	0	0	0	0	.500	.750	1.250	0	0	0
	New Hampshire (EAS)	.402	61	234	48	94	19	1	14	60	21	5	27	3	3	.449	.671	1.120	1	6	4
	Buffalo (INT)	.336	30	110	15	37	7	0	6	16	15	0	10	0	0	.414	.564	.978	0	2	1
2019	Dunedin (FSL)	.267	4	15	2	4	1	0	0	1	1	0	2	0	0	.353	.333	.686	0	0	1
	Buffalo (INT)	.367	9	30	7	11	1	0	3	8	4	0	2	1	0	.441	.700	1.141	0	0	0
	TORONTO (AL)	.272	123	464	52	126	26	2	15	69	46	0	91	0	1	.339	.433	.772	0	2	2
2020	TORONTO (AL)	.262	60	221	34	58	13	2	9	33	20	1	38	1	0	.329	.462	.791	0	0	2
2021	TORONTO (AL)	.311	161	604	123	188	29	1	48	111	86	7	110	4	1	.401	.601	1.002	0	2	6
2022	TORONTO (AL)	.274	160	638	90	175	35	0	32	97	58	6	116	8	3	.339	.480	.819	0	4	6
Minor Totals		.331	289	1075	192	356	71	6	44	209	151	9	139	27	12	.414	.531	.945	1	20	15
MAJOR TOTALS		.284	504	1927	299	547	103	5	104	310	210	14	355	13	5	.358	.504	.862	0	8	16

ALL-STAR GAME RECORD

Year	League and City	AVG	G	AB	R	H	2B	3B	HR	RBI	BB	IBB	SO	SB	CS	OBP	SLG	OPS	SH	SF	HBP
2021	AL at COL	.333	1	3	1	1	0	0	1	2	0	0	0	0	0	.333	1.334	1.667	0	0	0
2022	AL at LAD	.000	1	2	0	0	0	0	0	0	0	0	0	0	0	.000	.000	.000	0	0	0
TOTALS		.200	2	5	1	1	0	0	1	2	0	0	0	0	0	.200	.800	1.000	0	0	0

WILD CARD RECORD

Year	Club and Opp.	AVG	G	AB	R	H	2B	3B	HR	RBI	BB	IBB	SO	SB	CS	OBP	SLG	OPS	SH	SF	HBP
2020	TOR vs. TB	.143	2	7	0	1	0	0	0	0	0	0	4	0	0	.250	.143	.393	0	0	1
2022	TOR vs. SEA	.125	2	8	1	1	0	0	0	1	1	1	4	0	0	.222	.125	.347	0	0	0
TOTALS		.133	4	15	1	2	0	0	0	1	1	1	5	0	0	.235	.133	.368	0	0	1

HOME RUN BREAKDOWN

Total	ONE GAME											
	H	A	2	3	4	GS	LO	XN	IP	PH	RHP	LHP
104	60	44	6	2	0	3	0	1	0	0	80	24

TRANSACTIONS

- Signed by the Toronto Blue Jays on July 2, 2015

GAME HIGHS

ML Debut	April 26, 2019 vs. OAK	Stolen Bases	1 – 13x, last: Sept. 15, 2022 vs. TB
Runs	3 – 11x, last: Aug. 18, 2022 at NYY	Last ML Home Run	Oct. 3, 2022 at BAL
Hits	4 – 4x, last: July 24, 2022 at BOS	Longest Hitting Streak	22G – July 15-Aug. 13, 2022
Home Runs	3 – 2x, last: April 13, 2022 at NYY	Longest On-Base Streak	25G – Aug. 20-Sept. 13, 2021
RBI	7 – April 27, 2021 vs. WAS	Longest Hitless Streak	20AB – Sept. 23-29, 2021

MILESTONES

Category	Date	Opponent	Pitcher	Notes
Hit	1 April 26, 2019	Oakland	Petit	Double
	500 Aug. 19, 2022	at New York (AL)	Tailon	Double
Home Run	1 May 14, 2019	at San Francisco	Vincent	1R
	100 Sept. 14, 2022	at Tampa Bay	Rasmussen	1R
Multi-HR Game (6)				
	6 Aug. 30, 2021	Baltimore	Ellis, Diplán	1R, 3R
3-HR Game	1 April 27, 2021	Washington	Scherzer (2), Finnegan	GS, 1R, 2R
	2 April 13, 2022	at New York (AL)	Cole (2), Loáisiga	1R, 2R, 1R
Grand Slam HR (3)				
	1 July 20, 2019	at Detroit	Soto	5th inning
	2 July 30, 2019	at Kansas City	Staumont	9th inning
	3 April 27, 2021	Washington	Scherzer	3rd inning
RBI	1 May 4, 2019	at Texas	Lynn	Single



PROFESSIONAL CAREER:

MINORS:

- Played his 1st season of pro ball in 2016 for Rookie-level Bluefield where he slashed .271/.359/.449 over 62 games... Named an MiLB.com Organizational All-Star, Appalachian League All-Star, and Baseball America Rookie All-Star.
- Started 2017 with Single-A Lansing...Over 71 contests for the Lugnuts, batted .316 with 21 doubles, a triple, seven home runs and 45 RBI while drawing 40 walks to go against just 34 strikeouts (.888 OPS)...Named a 2017 Mid-Season All-Star and was a Futures Game selection...Promoted to Advanced-A Dunedin where he upped his average to .333 and his OPS to .944 across 48 games...Helped Dunedin to a Florida State League Championship (co-winners with Palm Beach Cardinals due to Hurricane Irma).
- After his 2017 campaign, was named a Baseball America Minor League All-Star, Baseball America Low Class-A All-Star, MiLB.com Organizational All-Star and MiLB Post-Season All-Star.
- Went 7-for-13 (.538) across four spring training games with the Major League squad to start 2018, including a walk-off home run in Montreal vs. STL on March 27...His father also hit a walk-off homer at Olympic Stadium, a 10th-inning three-run blast on May 7, 2003 vs. SD.
- Was assigned to Double-A New Hampshire to begin the 2018 season...Slashed .402/.449/.671 (94-for-234) across 61 games for the Fisher Cats, including 19 doubles, one triple, 14 home runs and 60 RBI...Named a MiLB Player of the Month for May...Named a Mid-Season All-Star...Promoted to Triple-A Buffalo and drove from New Hampshire to join the Bisons with a stop in Cooperstown to see his father inducted into the Hall of Fame...On July 31, walked three times while scoring twice and driving in a run in his Triple-A debut vs. Lehigh Valley...Homered in four straight games from Aug. 8-11...Over 30 games for the Bisons, hit .336 (37-for-110) with a .414 OBP (15BB, 10K).
- Hit .381 across his 95 Minor League games during the 2018 season, 32 points better than the next qualified full-season player...Named Player of the Week on three occasions (April 15-NH, May 6-NH, Aug. 12-BUF)...Was named Baseball America Minor League Player of the Year, MiLB.com Organizational All-Star, Post-Season All-Star, and was dubbed as the minors' Top Third Baseman in MiLB.com's Toolshed 2018 edition.
- Played for the Surprise Saguaros in the Arizona Fall League where he batted .351 (27-for-77) with seven doubles and 17 RBI over 19 games.

2019:

- Among AL rookies, ranked 1st in hits (126), T-1st in doubles (26), T-3rd in extra-base hits (43), 3rd in walks (46), 3rd in RBI (69) and T-7th in home runs (15)...His .272 batting average was the highest by a qualified Toronto rookie since **Eric Hinske** hit .279 in 2002...Recorded 12 three-hit games, the most among AL rookies and 3rd most by a Blue Jays rookie all-time (**Bob Bailor** - 15 in 1977; **Alfredo Griffin** - 14 in 1979)...His 69 RBI for the season were 3rd most by a rookie in franchise history and 3rd most by a Canadian-born player while with the Blue Jays (**Russell Martin** - 77 in 2015 and 74 in 2016).
- Finished 7th in AL Rookie of the Year voting.
- Named to Baseball America's All-Rookie Team.
- Had his contract selected on April 26...Made his **MLB debut** that night vs. OAK and **doubled** in his final at-bat (1-for-4) to set up the game-winning run...At 20 years and 41 days old, became the 5th youngest Blue Jays player to make his MLB debut and the 4th youngest Toronto player to record a hit.
- May 4 at TEX, singled to collect his **1st career RBI**...Drove in **Justin Smoak**, who himself collected his 1st career RBI on April 27, 2010 with a sac fly to score **Vladimir Guerrero Sr.**
- Hit a 118.9 MPH **single** on May 11 vs. CWS, the hardest hit ball by a Blue Jay in the Statcast era (since 2015)...Went 2-for-2 with two walks for his 1st career multi-hit game...At 20.056 years old, became the youngest player in team history to reach base four times in a game, and the 2nd youngest with a multi-hit game (**Brian Milner** - 18.221 on June 26, 1978 vs. BAL).
- Opened the scoring with his **1st career home run** on May 14 at SF...At 20 years and 59 days old, became the youngest player in franchise history to hit a home run, 18 days younger than **Danny Ainge** (June 2, 1979 at SEA)...Connected for another home run in the 6th, a **three-run blast**...Became the youngest in team history with a multi-HR game, ahead of **Travis Snider** (21.070 on April 13, 2009 at MIN) and the 15th youngest (19th time) all-time with a multi-HR effort (last: **Juan Soto** - 3x in 2018)...His home runs had exit velocities of 111.3 and 113.7 MPH, making him the 1st Blue Jay in Statcast history (since 2015) to hit two homers of at least 110 MPH in the same game...Added a single for his 1st career three-hit game...Became the 2nd youngest Blue Jay with a three-hit effort, behind **Brian Milner** (18.221 on June 26, 1978 vs. BAL)...His 1st four-RBI night made him the 26th youngest all-time to drive in 4+ runs in a game, and the youngest in team history as well, ahead of **Lloyd Moseby** (20.202 on May 25, 1980 vs. NYY).
- Notched his **4th homer** of the season on May 19 at CWS, all on the same six-game road trip.
- Claimed AL Player of the Week for May 13-19...Went 7-for-21 (.333) in six games, with four home runs, nine RBI and 3BB/1K for a 1.321 OPS.
- Hit the **5th homer** of his career and his 1st at home on May 22 vs. BOS...Became the 4th player in Blue Jays history at the time to hit 5+ HR in his first 21 career games (**Carlos Delgado** - 8; **Devon Travis** - 6; **Brett Lawrie** - 5)...Later in the year, **Bo Bichette** became the 5th with seven homers in his first 21 games.
- **HOME RUN DERBY:** Became the youngest player to ever take part in the Home Run Derby...Connected for 29 home runs in the 1st round, surpassing **Josh Hamilton** (28 in 2008) for the most all-time in a single round...Then hit another 29 bombs in the 2nd round, and needed extra time and a swing-off to best **Joc Pederson**, giving him 69 homers through two rounds of competition...Guerrero Jr.'s 22 home runs in the final round were topped by **Pete Alonso**'s 23...The 20-year-old's **91 home runs** on the night were 30 more than any player had ever produced in a single Home Run Derby (**Giancarlo Stanton** - 61 in 2016)...Coach **John Schneider** was his pitcher for the event.
- Belted his **1st career grand slam** on July 20 at DET...At 20 years and 126 days old, became the youngest Blue Jay to hit a grand slam (**Brett Lawrie** - 21.204).
- On July 30 at KC, became the 2nd Blue Jays rookie all-time to hit two **grand slams** in a season, joining **Rowdy Tellez** who did so earlier in the year...Became the youngest player in MLB history to hit his first two grand slams...Also set a career high with five RBI, becoming the 4th youngest player (20.136) in AL history with a five-RBI game, behind **Mike Trout** in 2011 (20.023), **Rougned Odor** in 2014 (20.110) and **Al Kaline** in 1955 (20.119).
- **Homered twice** and doubled while driving in four runs on Aug. 1 at BAL...Became the 3rd youngest player in AL history with two multi-HR games, behind **Ken Griffey Jr.** (1989) and **Manny Machado** (2012)...Became the 3rd youngest player in AL history with 10+ total bases in a game, trailing **Buddy Lewis** (1936) and **Al Kaline** (1955)...Gave him 16 RBI over five games, making him the youngest player in MLB history with 16+ RBI over any five-game span.
- Collected 17 RBI in a six-game stretch from July 27-Aug. 2, joining **Mel Ott** (1929) as the only 20-year-olds in MLB history to accomplish the feat...Was the 2nd most RBI in a six-game span in team history (**Edwin Encarnacion** - 20 in 2015).
- Took AL Player of the Week for July 29-Aug. 4, becoming the 1st rookie in team history with two Player of the Week Awards (also May 13-19)...Went 13-for-26 (.500) over six games, with three doubles, three home runs and 11 RBI (1.497 OPS).



- Strung together a season-long nine-game hitting streak from July 27-Aug. 5, in which he hit .463 (19-for-41) with five doubles, four homers and 18 RBI.
- Recorded his [1st career triple](#) on Aug. 10 vs. NYY, driving in two runs in the 7th inning to put the Jays up, 5-4.
- Hit his [14th home run](#) of the campaign on Aug. 16 vs. SEA...His 54 RBI at the time tied for 2nd most all-time by a Blue Jay in his first 92 career games ([Josh Phelps](#) - 62, [Eric Hinske](#) - 54, [Devon Travis](#) - 54).
- Connected for his [15th home run](#) and his 10th on the road on Aug. 22 at LAD.
- Batted .310 (67-for-216) with 13 doubles, two triples, seven home runs, 43 RBI, 18 walks and 40 strikeouts over his last 56 games (.851 OPS)...His .310 AVG from July 19 through the end of the season was 11th best in the AL.
- Went 11-for-30 (.367) with a double, three home runs and eight RBI over eight games for Triple-A Buffalo (.700 SLG, 1.124 OPS)...Batted .267 (4-for-15) with a double and an RBI in four rehab games for Advanced-A Dunedin.

2020:

- Was one of 15 MLB players to play in all 60 games.
- Batted .323 (32-for-99) with seven doubles, five home runs and 22 RBI in 26 games at Sahlen Field (.945 OPS).
- Hit his [1st home run](#) of the season on July 28 at WAS...Had last homered on Aug. 22, 2019 vs. LAD, ending a drought of 31 games and 138 plate appearances.
- Laced a 115.9 MPH [home run](#) with a 16° launch angle on Aug. 21 at TB, the lowest angle for a fence-clearing home run in MLB during 2020.
- Put together a then career-long 12-game hitting streak from Aug. 19-30 (9G from July 7-Aug. 25, 2019)...Was the 2nd longest by a Blue Jay in 2020 ([Toscar Hernández](#) - 15G)...Went 16-for-44 (.364) with four doubles, a triple, two homers and 11 RBI over that stretch (.440 OBP, 1.076 OPS).
- Stole his 1st career base while going 2-for-4 with a walk and two RBI on Sept. 7 vs. NYY.
- Finished a triple shy of the cycle on Sept. 15 at NYY for his 1st [three-hit game](#) of the year.
- Picked up his [2nd triple](#) of the season (4th career) on Sept. 21 vs. NYY...Was the only Blue Jay with multiple triples in 2020.
- Drove in three runs on Sept. 23 vs. NYY to reach 100 career RBI...At 21 years and 191 days old, became the youngest in team history to reach the milestone.
- In the final game of the regular season, on Sept. 27 vs. BAL, hit his [9th home run](#), which was his 6th to break a tie.
- Went 0-for-3 and was hit by a pitch in Game 1 of the ALWC at TB...Started as the designated hitter in Game 2 and recorded his 1st career postseason hit as he [singled](#) in the 6th inning...At 21 years and 198 days old, became the youngest player in team history to record a playoff hit, surpassing teammate [Alejandro Kirk](#) who set the mark a night earlier (21.328)...Was the 2nd youngest player in MLB history to start at DH in the postseason, trailing Oakland's [Claudell Washington](#) (21.035 on Oct. 5, 1975 at BOS) and supplanting [Kirk's](#) mark from the night before.
- Played 10 games for the Leones del Escogido in the Dominican Winter League following the season and batted .359 (14-for-39) with four doubles, two homers and 11 RBI for a .996 OPS.

2021:

- His 48 homers tied [Salvador Perez](#) for the MLB lead and eclipsed [George Bell](#) (47 in 1987) for 2nd most in franchise history ([José Bautista](#) - 54 in 2010).
- Hit 11 home runs at TD Ballpark, 10 at Sahlen Field, and 10 at Rogers Centre, marking the 1st time in MLB history that a player hit 10 or more home runs or more at each of three different ballparks in the same season.
- Led MLB hitters in runs (123) and total bases (363).
- Among AL batters, ranked 1st in OBP (.401), 1st in SLG (.601), 1st in OPS (1.002), T-1st in home runs (48), 2nd in hits (188), 3rd in AVG (.311), 3rd in extra-base hits (78), T-5th in RBI (111) and T-6th in walks (86)...Became the 1st player in franchise history to lead the AL in both OBP and SLG.
- Named the AL Hank Aaron Award winner, the youngest recipient in the history of the award...Joined [Carlos Delgado](#) (2000), [José Bautista](#) (2010, 2011), and [Josh Donaldson](#) (2015) as the only Blue Jays to earn the award.
- Claimed the inaugural Juan Marichal Award, recognizing the best Dominican player in Major League Baseball.
- Won the Canadian Baseball Hall of Fame and Museum's 2021 Tip O'Neill Award, presented annually to the Canadian player judged to have excelled in individual achievement and team contribution while adhering to baseball's highest ideals.
- Named All-MLB first baseman.
- His 86 batted balls of 110+ MPH led MLB, ahead of [Giancarlo Stanton](#) (75).
- His 280 times on base topped AL hitters and finished 2nd most in MLB ([Juan Soto](#) - 304).
- His .332 AVG at home also led the AL and was 3rd best overall ([Nick Castellanos](#) - .359; [Trea Turner](#) - .336).
- His 17 three-hit games were tied for the 2nd most in MLB ([Yuli Gurriel](#) - 18)...His 52 multi-hit games ranked 3rd in the AL.
- Connected for his [1st home run](#) of the season on April 4 at NYY, a solo shot to right field...Was his 2nd career homer to right (also: Aug. 28, 2020 vs. BAL).
- During Toronto's home opener on April 8 vs. LAA, recorded the [1st Major League home run](#) in the history of Dunedin's TD Ballpark, a two-run blast off of [Griffin Canning](#).
- At 22 years and 42 days old on April 27 vs. WAS, became the youngest player ever with [three home runs](#) and seven RBI in a game...Became the 5th Canadian-born player to record a three-homer game ([Joey Votto](#) - 3x, [Larry Walker](#) - 3x, [Justin Morneau](#), [Michael Saunders](#))...Hit his [3rd career grand slam](#) off [Max Scherzer](#) in the 3rd inning (also: July 20, 2019 at DET and July 30, 2019 at KO)...Became the youngest player in Blue Jays history with three career grand slams and the 8th youngest in MLB history to reach three slams (last: [Alex Rodriguez](#) - 20.345 in 1996)...The [seven RBI](#) set a career best (5 RBI on July 30, 2019 at KO)...With his father, [Vladimir Guerrero](#), became the 4th father-son duo in the expansion era (since 1961) to homer off the same Cy Young winning pitcher.
- His 1.092 OPS after 50 games was the 3rd highest through the first 50 games of a season by an AL player age 22 or younger all-time.
- Recorded his [2nd multi-home run](#) game of the season (4th career) on May 21 vs. TB...Hit a [two-run homer](#) in the 12th inning, his 1st career home run in extra innings.
- Picked up his [3rd multi-homer](#) game of the season (5th career) on May 24 vs. TB...The [first shot](#) was hit at 117.4 MPH, tying [Rowdy Tellez](#) (Aug. 20, 2020 vs. PHI) for the hardest-hit home run by a Blue Jay in the Statcast Era (since 2015).
- Hit his MLB-leading [16th home run](#) on May 25 at NYY, homering in consecutive games for the 3rd time in 2021 (4th career)...Set a career-high with 16 home runs, doing so in just 47 games (15 HR in 123 games in 2019).
- Became the first player age 22 or younger to lead the Triple Crown categories 60+ games into a season since Hall of Famer [Al Kaline](#) in 1955.
- Recorded a 4-for-4 effort, the 1st four-hit game of his career, on June 1 vs. MIA.
- Belted his MLB-best [20th homer](#) in his 62nd game of the season on June 12 at BOS...The only Blue Jays to reach 20 home runs in a season in fewer team games were [José Bautista](#) in 2011 (52G), [George Bell](#) in 1987 (54G), and [Carlos Delgado](#) in 2000 (58G)...Homered in consecutive games for the 4th time in 2021 (5th career)...At age 22, became the 3rd youngest player ever to be the 1st batter in a season to reach 20 home runs, behind [Mel Ott](#) in 1929 (20) and [Eddie Mathews](#) in 1953 (21).



- Notched his [21st longball](#) as part of a 3-for-5 day on June 13 at BOS...Homered in three straight games for the 2nd time in his career and 2nd time of the season (May 14-16 vs. PHI).
- Launched a [game-tying home run](#) with two out in the 9th on June 14 at BOS...Homered in four straight games for the 1st time in his career...At the age of 22.090, became the youngest player in MLB history to homer in every game of a four-game road series.
- Recorded his [25th homer](#) on June 25 vs. BAL, becoming the 3rd-fastest in team history to reach the 25-HR mark in a season, doing so in 74 games (**George Bell** - 69G in 1987; **Carlos Delgado** - 72G in 2000)...Set the single-season home run record for a Canadian-born Blue Jay (**Michael Saunders** - 24 in 2016)...At 22 years old, became the youngest player in team history with a 25-HR campaign (**Jesse Barfield** - 23 in 1983).
- Hit his [26th bomb](#) on June 26 vs. BAL, homering in 3+ consecutive games for the 3rd time of the season...Marked his 50th career home run.
- Named AL Player of the Week for June 21-27...Hit .391 (9-for-23) with a double, three home runs, and seven RBI (1.308 OPS)...Was his 3rd career POTW nod (2x in 2019).
- Finished 1st among all Major Leaguers in All-Star voting with 2,704,788 total votes, joining **José Bautista** (2011, 2014) and **Josh Donaldson** (2015) as the only Blue Jays to finish atop the Majors in All-Star balloting...The 22-year-old became the youngest player ever to lead the Majors in All-Star Balloting since the process was returned to the fans in 1970, ahead of **Cody Bellinger**, who was 23 during the voting period in 2019.
- At 22 years and 119 days old, became the youngest player ever to win All-Star Game MVP (**Ken Griffey Jr.** - 22.236 in 1992)...Homered and finished 1-for-3 with two RBI...Became the 2nd-youngest to hit a home run at the ASG (**Johnny Bench** - 21.228 in 1969) and the 2nd Blue Jay to do so (**Roberto Alomar** in 1993)...His 468-foot homer was the longest Midsummer shot in the Statcast era (since 2015)...Joined the **Griffey**s and the **Bonds** as the only father-son duos to homer in an All-Star Game.
- Launched home runs number [29](#) and [30](#) on July 16 vs. TEX for his 4th multi-HR game of the season (6th career)...Reached 30 home runs in 88 games, the fewest team games to reach the mark in franchise history, ahead of **José Bautista** (91G in 1992)...Became the 1st player ever to homer in the ASG and then hit two homers in the 1st game after it...At 22, became the youngest in team history to record a 30-HR season (**Vernon Wells** - 24 in 2003).
- Belted a [three-run blast](#) on July 29 at BOS for his 33rd home run of the year, becoming the 1st player in franchise history with 33 homers in the team's first 100 games of a season (**Carlos Delgado** - 32 in 2000)...Also became the 2nd MLB player age 22 or younger to hit at least 33 home runs before the start of August, joining **Johnny Bench** (36 in 1970).
- [Singled](#) in the 1st inning in the Blue Jays' return home, on July 30 vs. KC, for the first hit at Rogers Centre in 670 days.
- Cranked his [35th home run](#) of the season on Aug. 8 vs. BOS...Became the 2nd Toronto batter all-time to reach 35 dingers in the team's first 110 games of a season, joining **George Bell** who also hit his 35th home run in the 110th game, also on Aug. 8, during his 1987 MVP campaign.
- Notched his [40th home run](#) of the season on Sept. 6 at NYY, becoming the youngest player in franchise history to reach the mark (**Jesse Barfield/Tony Batista/Shawn Green** - 26 years old)...Became the 10th player in MLB history with a 40-HR campaign in his age 22 or younger season...He and his father, **Vladimir Guerrero**, joined **Cecil** and **Prince Fielder** as the only father-son duos to reach the 40-HR mark.
- Had a then career-best 14-game hitting streak from Aug. 23-Sept. 6, batting .414 (24-for-58) with 12 runs, a double, four homers and nine RBI over that span (1.090 OPS).
- Notched his [42nd home run](#) and 100th RBI of the year on Sept. 9 at NYY...Became the youngest player in franchise history to reach 100 RBI in a season (**Vernon Wells** - 23 in 2002)...Joined **Joe DiMaggio** (1937) and **Juan Gonzalez** (1992) as the only players in AL history with 40+ HR and 100+ RBI in a season before turning 23.
- Laced his [45th longball](#) on Sept. 13 vs. TB, the 4th most in a season in franchise history...With a launch angle of 15 degrees, tied **Manny Machado** (Aug. 20 vs. PHI) for the lowest launch angle on a fence-clearing home run in 2021...Surpassed his father's career high in home runs (44 in 2000).
- Put together a career-best 25-game on-base streak from Aug. 20-Sept. 13...Batted .340 (35-for-103) with a double, 10 homers, and 15 RBI (1.039 OPS) during the streak.
- Crushed his [46th bomb](#) on Sept. 17 vs. MIN, tying **Jose Canseco** for the 3rd most homers in a season in Blue Jays history.
- Drilled his [47th homer](#) on Oct. 2 vs. BAL, tying **George Bell** (1987) for 2nd most in a season all-time by a Blue Jay.
- Recorded his [48th home run](#) on the final day of the season, Oct. 3 vs. BAL, the most by a player age 22 or younger in MLB history (**Eddie Mathews** - 47 HR in 1953)...Marked his 12th homer vs. BAL in 2021, the most vs. a single opponent by any player in 2021 and the most vs. a single club in a season in franchise history.

Career-Highs - Statcast

	Speed/Distance	Date
Hardest Hit Ball:	118.9 MPH	May 11, 2019 vs. CWS
Farthest Hit Ball:	467 feet	April 10, 2022 vs. TEX
Top Sprint Speed:	29.6 ft/s	Sept. 1, 2021 vs. BAL

TORONTO, MOST HOME RUNS HIT IN A SINGLE SEASON - ALL-TIME

Rank	Player	Season	HR
1	José Bautista	2010	54
2	Vladimir Guerrero Jr.	2021	48
3	George Bell	1987	47
4	Jose Canseco	1998	46
5	Marcus Semien	2021	45



HATCH THOMAS

31

PITCHER

BIRTHDATE September 29, 1994
 OPENING DAY AGE 28
 BIRTHPLACE Tulsa, OK
 RESIDENCE Dallas, TX
 INSTAGRAM @thomashatch27

BATS/THROWS R/R
 HEIGHT/WEIGHT 6-1/195
 CONTRACT STATUS signed thru 2023
 M.L. SERVICE 1.125
 OPTIONS USED 2 of 3

PERSONAL:

- Thomas Hatch.
- Attended Jenks High School (OK)...Was a 2012 and 2013 Under Armour All-American, and ranked as the top prospect in Oklahoma by ESPN.
- Selected by the Colorado Rockies in the 32nd round of the 2013 draft but did not sign.
- Played for Oklahoma State University and went 2-2 in his freshman season before missing all of 2015 with a strained ulnar collateral ligament in his right arm...Was named 2016 Big 12 Conference Pitcher of the Year after he went 9-3 with a 2.14 ERA over 19 starts, including four shutouts, as he led his team to the College World Series...Beat **Shane Bieber** (University of Santa Barbara) 1-0 with a complete game shutout in 2016 CWS.

LAST SEASON:

- Appeared in just one game for the Blue Jays...Recalled from Triple-A Buffalo on July 2 vs. TB to start the 2nd game of the doubleheader for his season debut (4.2 IP, 12H, 10ER, 3HR, 2BB, 4K).
- Went 8-7 with a 4.67 ERA in 28 games (22 starts) for the Bisons.
- Moved to the Bisons' bullpen for his last six games of the season, keeping a 2.77 ERA (4 ER/13.0 IP) and a 0.77 WHIP.

Bold – career high; Red – league high

Year	Club & League	W-L	ERA	G	GS	CG	ShO	SV	IP	H	R	ER	HR	HB	BB	IBB	SO	WP	BK	AVG
2017	Myrtle Beach (CAR)	5-11	4.04	26	26	0	0	0	124.2	126	74	56	2	8	50	1	126	13	0	.264
2018	Tennessee (SOU)	8-6	3.82	26	26	2	1	0	143.2	127	62	61	16	15	61	0	117	6	1	.245
2019	Tennessee (SOU)	4-10	4.59	21	21	0	0	0	100.0	104	60	51	13	6	37	0	93	2	1	.274
	New Hampshire (EAS)	2-3	2.80	6	6	1	0	0	35.1	25	11	11	5	2	2	0	34	0	0	.205
2020	TORONTO (AL)	3-1	2.73	17	1	0	0	0	26.1	18	11	8	2	2	13	0	23	0	0	.191
2021	Buffalo (AAA)	2-6	4.04	15	14	0	0	0	64.2	58	33	29	10	7	19	0	70	2	0	.238
	TORONTO (AL)	0-1	6.75	3	2	0	0	0	9.1	11	7	7	2	1	6	0	8	2	0	.289
2022	Buffalo (IL)	8-7	4.67	28	22	0	0	0	131.0	127	73	68	16	12	38	0	113	5	1	.253
	TORONTO (AL)	0-1	19.29	1	1	0	0	0	4.2	12	10	10	3	1	2	0	4	0	0	.522
	Minor Totals	29-43	4.14	122	115	3	1	0	599.1	567	313	276	62	50	207	1	553	28	3	.253
	MAJOR TOTALS	3-3	5.58	21	4	0	0	0	40.1	41	28	25	7	4	21	0	35	2	0	.265

WILD CARD RECORD

Year	Club and Opp.	W-L	ERA	G	GS	CG	ShO	SV	IP	H	R	ER	HR	HB	BB	IBB	SO	WP	BK	AVG
2020	TOR vs. TB	0-0	0.00	2	0	0	0	0	2.0	0	0	0	0	0	0	0	1	0	0	.000

TRANSACTIONS

- Selected by the Chicago Cubs in the 3rd round of the 2016 First-Year Player Draft
- Traded to the Toronto Blue Jays in exchange for RHP David Phelps and cash considerations on July 30, 2019
- On injured list (right elbow impingement) from March 29-July 5, 2021
- On injured list (right hamstring tendonitis) on September 24, 2021 for the remainder of the season

GAME HIGHS

ML Debut	July 26, 2020 at TB	ER Allowed	10 – July 2, 2022 vs. TB (2)
Innings Pitched:		HR Allowed	3 – July 2, 2022 vs. TB (2)
Starter	4.2 – July 2, 2022 vs. TB (2)	Low Hit CG	None
Reliever	2.2 – July 30, 2020 at WAS	Last Win	Sept. 6, 2020 at BOS
Walks:		Last Save	None
Starter	2 – 3x, last: July 2, 2022 vs. TB (2)	Last CG	None
Reliever	3 – Sept. 23, 2021 at MIN	Last ShO	None
Strikeouts:		Last Start	July 2, 2022 vs. TB (2)
Starter	4 – 2x, last: July 2, 2022 vs. TB (2)	Last Relief App.	Sept. 23, 2021 at MIN
Reliever	4 – Aug. 15, 2020 vs. TB	Longest Win Streak	3G – Aug. 21-Sept. 6, 2020
Hits Allowed	12 – July 2, 2022 vs. TB (2)	Longest Losing Streak	2G – Sept. 23, 2021-current
		Scoreless Innings Streak	12.1 – Aug. 15-Sept. 13, 2020



MILESTONES

Category	Date	Opponent	Notes
Start	1 July 26, 2020	at Tampa Bay	ND - 2.1 IP, 0H, 0ER, 2BB, 3K
Win	1 Aug. 21, 2020	at Tampa Bay	as a reliever - 1.0 IP, H, 0ER, 2K

PROFESSIONAL CAREER:

MINORS:

- Made his pro debut in 2017 with 26 starts for Advanced-A Myrtle Beach where he went 5-11 with a 4.04 ERA...Struck out 126 batters over 124.2 innings, including a career-best 13-strikeout performance in 5.1 innings of work on May 28 at Carolina...Finished 5th among Carolina League pitchers with a 9.1 K/9...Was ranked as the Cubs' 8th-best prospect by Baseball America at the end of the year.
- Spent all of 2018 with Double-A Tennessee and posted a 3.82 ERA while going 8-6 over 26 starts, including two complete-game efforts...Named a Southern League Mid-Season All-Star.
- Split the 2019 season between Double-A Tennessee and Double-A New Hampshire...Tied **Ricardo Sanchez** (SEA) for the most starts among all Double-A pitchers at 27...Posted a 4.59 ERA and went 4-10 across 21 starts for the Smokies.
- Traded from the Cubs to the Blue Jays on July 30 in exchange for RHP **David Phelps** and cash considerations.
- Registered a 2.80 ERA (11 ER/35.1 IP) while recording 34 strikeouts and just two walks over 35.1 innings pitched for the Fisher Cats...Ended the year with a season-high 11 strikeouts and no walks on Aug. 29 vs. Trenton (7.0 IP, 3H, 2ER).
- After the season, was added to Toronto's 40-man roster to protect him from the Rule 5 Draft.

2020:

- Named Toronto's Rookie of the Year by Baseball America.
- His 12.1 scoreless innings streak from Aug. 15-Sept. 13 was the longest by a Blue Jay in 2020.
- Held opponents to a .183 AVG (13-for-71) on pitches in the strike zone, 7th best among all qualified relievers.
- Made his **MLB debut** with his only start on July 26 at TB...Tossed 2.1 hitless innings while recording two walks and three strikeouts...Fanned **Brandon Lowe** in the 1st inning for his **1st career strikeout**...Became the 48th player in team history to make his MLB debut as a starting pitcher.
- Threw a scoreless 9th (H, 2K) to earn his 1st career win on Aug. 21 at TB...Picked up his 2nd win in his next game, on Aug. 24 at TB (2.0 IP, 2BB, 2K).
- Did not allow a home run in his last 14 regular-season outings (19.1 IP).
- Made his postseason debut with a **1-2-3 8th inning** in Game 1 of the ALWC on Sept. 29 at TB...Was his 26th birthday, making him the 2nd player in team history to pitch in the playoffs on his birthday (**Al Leiter** - 28 in Game 6 of the 1993 World Series)...Also pitched in Game 2 and **retired all three** batters faced (**1K**)...Was the only Blue Jay to pitch in both games of the ALWC.

2021:

- Played in just two games for the Blue Jays as he landed on the injured list twice, leading to a 0-1 record and a 6.75 ERA.
- Began the season on the IL with a right elbow impingement...Was activated on July 6 and optioned to Triple-A Buffalo.
- Made 14 starts and one relief appearance for the Bisons, going 2-6 with a 4.04 ERA.
- Made his season debut with a start on July 26 at BOS, giving up three runs and seven hits over 3.2 innings (HR, BB, 4K).
- Got his 2nd start in Game 2 on Sept. 11 at BAL when he came up as the 29th man (4.0 IP, 3H, ER, 2BB, 3K).
- Landed back on the IL on Sept. 24 for the rest of the season due to right hamstring tendonitis.

Statcast Data

	2022	Career
Strikeout %:	15.4	19.4
Walk %:	7.7	11.7
Hard Hit %:	68.4	47.5
Fastest Pitch:	97.8 MPH	Aug. 31, 2020 vs. BAL

TORONTO, MOST CONSECUTIVE GAMES WITH STARTING PITCHER ALLOWING 3ER OR LESS - ALL-TIME

(SINGLE-SEASON)

20G	July 26-August 18, 2015
18G	May 5-25, 1991
17G	April 9-May 1, 1980





NON-ROSTER

HERNANDEZ

ADRIAN

80
PITCHER

BIRTHDATE January 22, 2000
 OPENING DAY AGE 23
 BIRTHPLACE Esquinapa de Hidalgo, Mexico
 RESIDENCE Esquinapa de Hidalgo, Mexico
 INSTAGRAM @hernandez_adrian22

BATS/THROWS R/R
 HEIGHT/WEIGHT 5-8/190
 CONTRACT STATUS signed thru 2023
 M.L. SERVICE 0.000
 OPTIONS USED 0 of 3

PERSONAL:

- Adrian Ulises Hernandez.
- Signed with Toronto as an international free agent on November 23, 2017.

LAST SEASON:

- Split his 2022 season between the FCL Blue Jays, Single-A Dunedin, Double-A New Hampshire, and Triple-A Buffalo.
- Spent the majority of the campaign with the Bisons, going 3-0 with a 4.96 ERA (18 ER/32.2 IP) and 44 strikeouts over 31 appearances out of the bullpen...His 12.12 K/9 rate was the best among Buffalo hurlers with at least 100 batters faced.
- Went 8-for-9 in save opportunities on the year, surpassing his career-best save total from 2021 (7).

Bold – career high; Red – league high

Year	Club & League	W-L	ERA	G	GS	CG	SHO	SV	IP	H	R	ER	HR	HB	BB	IBB	SO	WP	BK	AVG
2018	Blue Jays (DOSL)	3-1	2.60	13	8	0	0	2	55.1	47	20	16	2	2	21	0	64	3	0	.227
2019	Blue Jays (GULF)	3-2	8.02	16	0	0	0	1	21.1	28	21	19	1	2	8	0	15	3	0	.326
2021	Dunedin (LASE)	0-1	4.50	9	1	0	0	3	18.0	13	13	9	1	0	15	1	37	2	0	.194
	Vancouver (HAW)	3-1	1.88	12	0	0	0	0	28.2	12	6	6	2	3	8	0	44	3	1	.125
	New Hampshire (AANE)	0-0	2.30	10	1	0	0	4	15.2	5	4	4	2	3	6	0	27	5	0	.096
2022	Blue Jays (FCL)	1-0	3.38	2	1	0	0	0	2.2	3	1	1	0	0	2	0	2	0	0	.375
	Dunedin (FL)	0-0	0.00	2	0	0	0	0	3.1	2	0	0	0	0	0	0	7	0	0	.167
	New Hampshire (EL)	1-0	2.25	3	0	0	0	1	4.0	2	1	1	0	0	3	0	6	0	0	.143
	Buffalo (IL)	3-0	4.96	31	0	0	0	7	32.2	25	22	18	6	1	16	0	44	2	0	.216
	Minor Totals	14-5	3.67	98	11	0	0	18	181.2	137	88	74	14	11	79	1	246	18	1	.208

TRANSACTIONS

- Signed by the Toronto Blue Jays on November 23, 2017

PROFESSIONAL CAREER:

MINORS:

- Began his professional career in 2018 with the DSL Blue Jays...Made 13 appearances (8 starts) fashioning a 3-1 record and a 2.60 ERA (16 ER/55.1 IP) with 64 strikeouts and 21 walks...Was named a DSL Mid-Season All-Star.
- Spent the 2019 season with the GCL Blue Jays, appearing in 16 games out of the bullpen...Pitched to a 3-2 record and a 8.02 ERA.
- Did not play in 2020 due to the cancelled Minor League season.
- Spent the summer working out near his home and then joined the Caneros de Los Mochis in the Mexican Pacific Winter League...Went 1-0 there with a 2.45 ERA (7 ER/25.2 IP) across 20 relief appearances.
- Split the 2021 campaign between Low-A Dunedin, High-A Vancouver, and Double-A New Hampshire...Combined to make 31 appearances (2 starts), going 3-2 with a 2.74 ERA (19 ER/62.1 IP)...Struck out 108 batters, walked 29, and held opponents to a .140 batting average.
- Promoted to New Hampshire on Aug. 2, 2021 before finishing the year with 10 games (one start) for the Fisher Cats.
- Surrendered only five hits and four runs over 15.2 innings with 27 strikeouts and six walks (.096 opponents' average) for the Cats.
- Named an MiLB.com Organizational All-Star at the end of the year.





HORWITZ SPENCER

48
INFIELDER

BIRTHDATE November 14, 1997
OPENING DAY AGE 25
BIRTHPLACE Timonium, MD
RESIDENCE Timonium, MD
INSTAGRAM @spencer_horwitz

BATS/THROWS L/R
HEIGHT/WEIGHT 6-0/190
CONTRACT STATUS signed thru 2023
M.L. SERVICE 0.000
OPTIONS USED 0 of 3

PERSONAL:

- Spencer Elliott Horwitz.
- Attended Radford University in Virginia for three seasons from 2017-2019...Batted .295 at Radford over 169 games, notching 34 doubles, a triple, 25 home runs, and 118 RBI...Drew 102 combined walks in his collegiate career while striking out just 95 times.
- Listed as Toronto's 13th-best prospect by MLB.com.
- Playing for Team Israel in the 2023 World Baseball Classic.

LAST SEASON:

- Split his 3rd professional campaign between Double-A New Hampshire and Triple-A Buffalo...Combined to hit .275 (111-for-403) over 114 contests with 33 doubles, a triple, 12 homers, and 51 RBI while drawing 73 walks (.391 OBP, .843 OPS).
- Listed as having the Best Strike-Zone Discipline in the organization by Baseball America at the end of the year.
- Added to the 40-man roster after the season to protect him from the Rule 5 Draft.

Bold – career high; Red – league high

Year	Club and League	AVG	G	AB	R	H	2B	3B	HR	RBI	BB	IBB	SO	SB	CS	OBP	SLG	OPS	SH	SF	HBP
2019	Bluefield (APPY)	.330	51	206	31	68	18	1	3	49	23	0	24	5	0	.395	.471	.866	0	3	1
	Vancouver (NORW)	.190	9	42	6	8	1	0	1	3	1	0	6	0	0	.227	.286	.513	0	0	1
2021	Vancouver (HAW)	.290	105	389	65	113	28	1	10	62	70	0	66	4	5	.401	.445	.846	0	5	5
	New Hampshire (AANE)	.375	4	16	3	6	2	0	2	4	0	0	2	0	0	.375	.875	1.250	0	0	0
2022	New Hampshire (EL)	.297	70	232	46	69	19	1	10	39	43	1	54	3	1	.413	.517	.930	0	2	4
	Buffalo (IL)	.246	44	171	31	42	14	0	2	12	30	0	41	4	1	.361	.363	.724	0	0	1
Minor Totals		.290	283	1056	182	306	82	3	28	169	167	1	193	16	7	.390	.453	.843	0	10	12

TRANSACTIONS

- Selected by the Toronto Blue Jays in the 24th round of the 2019 First-Year Player Draft

PROFESSIONAL CAREER:

MINORS:

- Began his professional career with Rookie-level Bluefield in 2019...Earned a midseason call-up to Class-A (short) Vancouver in August...Combined to hit .306 (76-for-248) across 60 games with 19 doubles, a triple, four homers, and 52 RBI (.368 OBP, .808 OPS).
- Did not play in 2020 due to the cancelled Minor League season...Worked out with Jay Dyer at The Baseball Warehouse in Baltimore.
- Played the majority of the 2021 season with High-A Vancouver before earning a September call-up to Double-A New Hampshire...Over a combined 109 games, batted .294 (119-for-405) with 30 doubles, a triple, 12 home runs, and 66 RBI while drawing 70 walks...His 28 doubles as a Canadian were tied for the most among High-A West batters while his 70 bases on balls led the league.
- Set a Northwest League record in 2021 by hitting safely in 28 consecutive games from Aug. 10-Sept. 10, going 49-for-113 (.434) over that stretch with 19 extra-base hits and 33 RBI (.515 OBP, 1.240 OPS)...Snapped the previous record of 26 games set by Tri-City's **Gary Johnson** in 1962.

BIOGRAPHIES

LAST SEASON

HISTORY

RECORDS

OPPONENTS

PLAYER DEV.

MEDIA & MISC.





NON-ROSTER

HUTCHISON

DREW

36

PITCHER

BIRTHDATE August 22, 1990
 OPENING DAY AGE 32
 BIRTHPLACE Lakeland, FL
 RESIDENCE Tampa, FL
 INSTAGRAM @hutch_36

BATS/THROWS L/R
 HEIGHT/WEIGHT 6-3/215
 CONTRACT STATUS signed thru 2023
 M.L. SERVICE 5.097
 OPTIONS USED 3 of 3

PERSONAL:

- Andrew Scott Hutchison.
- Graduated from Lakeland Senior High School (FL) in 2009.
- Committed to play at Stetson University prior to signing with Toronto.

LAST SEASON:

- Spent the majority of the 2022 season with the Detroit Tigers, going 3-9 with a 4.53 ERA (53 ER/105.1 IP) and 68 strikeouts in 28 appearances, including 18 starts.
- Was on a Major League Opening Day roster for the fourth time in his career and first time since 2018 with Philadelphia.
- Finished the season with 105.1 innings pitched, his first time eclipsing 100.0 innings in a season since 2015 with Toronto.
- Made his 1st start of the season on June 14 vs. CHW, allowing two runs on five hits with two walks and a strikeout in 4.0 innings...Eclipsed 500.0 career innings pitched during the start.
- Allowed three earned runs-or-less in eight consecutive starts from July 30-Sept. 7, posting a 3.27 ERA (15 ER/41.1 IP) and 27 strikeouts...Was the longest streak by a Tigers pitcher in 2022.
- Also pitched in six games, including three starts, with Triple-A Toledo and had a 1-1 record with a 3.95 ERA (6 ER/13.2 IP) and 19 strikeouts.

Bold - career high; Red - league high

Year	Club & League	W-L	ERA	G	GS	CG	SHO	SV	IP	H	R	ER	HR	HB	BB	IBB	SO	WP	BK	AVG
2010	Auburn (NYP)	1-1	3.00	10	10	0	0	0	45.0	34	18	15	1	4	12	0	44	3	0	.201
	Lansing (MIDW)	1-2	1.52	5	5	0	0	0	23.2	17	7	4	1	2	7	0	19	0	1	.191
2011	Lansing (MIDW)	6-2	2.63	14	14	0	0	0	72.0	68	29	21	1	3	19	0	84	2	0	.245
	Dunedin (FL)	5-3	2.74	11	10	0	0	0	62.1	42	20	19	3	4	14	1	66	1	0	.194
2012	New Hampshire (EL)	3-0	1.20	3	3	0	0	0	15.0	10	2	2	0	2	2	0	21	3	0	.192
	TORONTO (AL)	5-3	4.60	11	11	0	0	0	58.2	59	31	30	8	5	20	0	49	1	0	.257
2013	New Hampshire (EL)	2-1	2.16	3	3	0	0	0	16.2	16	4	4	1	0	3	0	12	0	0	.262
	Dunedin (FL)	0-0	1.04	3	2	0	0	0	8.2	2	1	1	0	0	6	0	12	1	0	.080
2014	New Hampshire (EL)	0-1	4.70	2	2	0	0	0	7.2	6	5	4	0	0	2	0	10	0	0	.207
	Buffalo (IL)	0-3	6.63	5	5	0	0	0	19.0	28	16	14	2	4	6	0	20	0	0	.341
2015	TORONTO (AL)	11-13	4.48	32	32	1	1	1	184.2	173	92	92	23	7	60	1	184	4	2	.245
	TORONTO (AL)	13-5	5.57	30	28	1	1	0	150.1	179	103	93	22	11	44	0	129	7	0	.297
2016	Buffalo (IL)	0-1	4.50	1	1	0	0	0	4.0	3	2	2	1	0	3	0	4	0	1	.231
	TORONTO (AL)	1-0	4.97	3	2	0	0	0	12.2	13	7	7	4	1	4	0	12	0	0	.271
2017	PITTSBURGH (NL)	0-0	5.56	6	1	0	0	0	11.1	15	7	7	2	1	3	0	10	0	0	.341
	2 TEAMS	1-0	5.25	9	3	0	0	0	24.0	28	14	14	6	2	7	0	22	0	0	.304
2018	Buffalo (IL)	6-5	3.26	18	18	0	0	0	102.0	78	40	37	11	7	35	0	110	1	1	.210
	Indianapolis (IL)	1-1	4.50	7	6	0	0	0	36.0	37	23	18	5	1	15	0	28	2	0	.262
2019	Indianapolis (IL)	9-9	3.56	28	26	1	0	0	159.1	149	69	63	14	7	57	2	124	6	1	.248
	PHILADELPHIA (NL)	1-1	4.64	11	0	0	0	0	21.1	21	11	11	1	4	13	0	19	4	0	.273
2020	TEXAS (AL)	1-1	8.86	5	5	0	0	0	21.1	29	21	21	5	1	13	0	12	1	0	.333
	2 TEAMS	2-2	6.75	16	5	0	0	0	42.2	50	32	32	9	2	26	0	31	5	0	.305
2021	Oklahoma City (PCL)	4-1	2.14	9	7	0	0	0	42.0	38	10	10	1	3	13	0	40	0	0	.241
	Salt Lake (PCL)	3-0	3.97	4	4	0	0	0	22.2	20	10	10	2	0	9	0	20	2	1	.235
2022	Scranton/Wilkes-Barre (IL)	5-4	5.14	12	10	0	0	0	63.0	64	44	36	8	4	28	1	61	4	0	.264
	Rochester (IL)	3-2	6.11	9	9	0	0	0	45.2	58	34	31	10	3	17	0	52	1	0	.305
2023	DETROIT (AL)	3-1	2.11	9	2	0	0	0	21.1	20	11	5	1	0	11	0	10	1	0	.260
	Toledo (AAAE)	8-3	3.77	19	19	0	0	0	88.1	78	42	37	8	6	41	0	89	7	1	.236
2024	DETROIT (AL)	3-9	4.53	28	18	0	0	0	105.1	114	58	53	15	2	42	1	68	3	0	.273
	Toledo (IL)	1-1	3.95	6	3	0	0	0	13.2	11	6	6	2	0	3	0	19	0	0	.220
Minor Totals		58-40	3.55	169	157	1	0	0	846.2	759	382	334	71	50	292	4	835	33	6	.238
MAJOR TOTALS		38-33	4.89	135	99	2	2	2	587.0	623	341	319	84	29	210	2	493	21	2	.272

TRANSACTIONS

- Selected by the Toronto Blue Jays in the 15th round of the 2009 First-Year Player Draft
- On injured list (right UCL sprain) on June 16, 2012 for the remainder of the season
- On injured list (right elbow surgery recovery) from March 22-August 9, 2013
- Traded to the Pittsburgh Pirates in exchange for LHP Francisco Liriano, RF Harold Ramirez, and C Reese McGuire on Aug. 1, 2016.
- Signed by the Philadelphia Phillies on February 15, 2018
- Signed by the Los Angeles Dodgers on June 16, 2018
- Signed by the Texas Rangers on August 5, 2018
- Signed by the New York Yankees on January 10, 2019
- Signed by the Minnesota Twins on June 21, 2019
- Traded to the Los Angeles Angels in exchange for cash considerations on August 5, 2019
- Signed by the Detroit Tigers on March 1, 2021
- Signed by the Toronto Blue Jays on January 6, 2023



GAME HIGHS

ML Debut	April 21, 2012 at KC	ER Allowed	8 – June 12, 2015 at BOS
Innings Pitched:		HR Allowed	3 – 3x, last: Sept. 4, 2015 vs. BAL
Starter	9.0 – 2x, last: May 25, 2015 vs. CWS	Low Hit CG	3 – May 16, 2014 at TEX
Reliever	5.0 – May 4, 2018 at WAS	Last Win	Sept. 24, 2022 at CWS
Walks:		Last Save	None
Starter	5 – 2x, last: April 28, 2015 at BOS	Last CG	May 25, 2015 vs. CWS
Reliever	3 – 3x, last: May 4, 2022 vs. PIT	Last Sho	May 25, 2015 vs. CWS
Strikeouts:		Last Start	Oct. 1, 2022 vs. MIN
Starter	11 – Sept. 16, 2014 at BAL	Last Relief App.	May 10, 2022 vs. OAK
Reliever	5 – 3x, last: April 23, 2022 vs. COL	Longest Win Streak	5G – 2x, last: July 17-Aug. 29, 2015
Hits Allowed	10 – July 3, 2015 at DET	Longest Losing Streak	4G – April 20-June 14, 2022
		Scoreless Innings Streak	12.2 – May 16-21, 2014

MILESTONES

Category	Date	Opponent	Notes
Start	1 April 21, 2012	at Kansas City	W - 5.1 IP, 8H, 5ER, 2HR, 3BB, 4K
Win	1 April 21, 2012	at Kansas City	as a starter - 5.1 IP, 8H, 5ER, 2HR, 3BB, 4K
ShO (2)	1 May 16, 2014	at Texas	9.0 IP, 3H, 1BB, 6K
	2 May 25, 2015	Chicago (AL)	9.0 IP, 4H, 0BB, 8K
10+ Strikeout Games (3)			
	1 July 1, 2014	Milwaukee	10 strikeouts
	2 Sept. 10, 2014	Chicago (NL)	10 strikeouts
	3 Sept. 16, 2014	at Baltimore	11 strikeouts

PROFESSIONAL CAREER:

MINORS:

- Made his professional debut in 2010 and split the season between Class-A (short) Auburn and Class-A Lansing, compiling a 2-3 record and 2.49 ERA (19 ER/68.2 IP) in 15 starts...Was a New York-Penn League Mid-Season All-Star.
- In 2011, went 14-5 with a 2.53 ERA (42 ER/149.1IP) in 28 games (27 starts) between Lansing, Advanced-A Dunedin, and Double-A New Hampshire...Led Blue Jays minor leaguers in strikeouts (171), tied for the lead in wins, and was 2nd in ERA...Named Midwest League "Pitcher of the Week" for June 14-20 and Eastern League "Pitcher of the Week" for Aug. 29-Sept. 6...Following the season, was tabbed as the No. 9 prospect in the Blue Jays organization by Baseball America.

2012:

- Saw his 1st Major League action with Toronto and went 5-3 with a 4.60 ERA (30 ER/58.2 IP) in 11 starts.
- Had his contract selected on April 20 and made his **MLB debut** the next day at KC, earning a win despite allowing five earned runs in 5.1 innings (8H, 3BB, 4K, 2HR)...Recorded his first career strikeout (**Billy Butler**).
- Left his start on June 15 vs. PHI in the 1st inning with right elbow soreness and was placed on the injured list on June 16 with a right elbow sprain...Had Tommy John surgery on his right elbow on Aug. 9 (performed by Dr. James Andrews) and missed the remainder of the season.

2013:

- Began the season on the 60-day IL while recovering from Tommy John surgery...Pitched a total of five rehab games (four starts) between Advanced-A Dunedin and Double-A New Hampshire, going 0-1 with a 2.76 ERA (5 ER/16.1 IP).
- Went 0-3 with a 6.63 ERA (14 ER/19.0 IP) in five Triple-A starts.
- Following the season, made six starts for Salt River in the Arizona Fall League, going 2-1 with a 3.32 ERA (8 ER/21.2 IP).

2014:

- Set career highs in starts, innings pitched, and strikeouts, compiling an 11-13 record and a 4.48 ERA (92 ER/184.2 IP) in 32 starts with the Blue Jays.
- Made his 1st career Opening Day roster and spent the entire season in Toronto...Finished 8th in the AL in strikeouts (184).
- Recorded his first two Major League hits on May 6 at PHI, with singles off **Cole Hamels** in the 3rd and 5th innings.
- On May 16 at TEX, threw his 1st career complete-game shutout, a three-hitter with a walk and six strikeouts.
- Logged his 1st career double-digit-strikeout game on July 1 vs. MIL (7.0 IP, 1ER, 10K).
- Retired 26-of-28 batters in Aug. 6 win at BAL (8.2 IP, 1H, 1ER, 1BB, 8K, 1HR).
- On Sept. 16 at BAL, recorded a career-high 11 strikeouts but took the loss (6.1IP, 6ER)...Was his 2nd consecutive start with double-digit strikeouts (10K in 6.1 IP on Sept. 10 vs. CHC)...Was the youngest pitcher in Toronto history to record 10K in consecutive games (24 years, 25 days).

2015:

- Spent most of the season with Toronto, going 13-5 with a 5.57 ERA (93 ER/150.1 IP) in 30 games (28 starts).
- Tied for 3rd in the Majors in home wins after going 11-2 with a 2.91 ERA (30 ER/92.2 IP) in 16 games (15 starts) at Rogers Centre...Was tied for the 4th-highest home win total in Blue Jays history.
- On April 6 at Yankee Stadium, became the youngest Opening Day starter (24 years, 227 days) in Blue Jays history, earning the win and yielding one run over 6.0 innings.
- Threw his 2nd career complete-game shutout on May 25 vs. CWS (9.0IP, 4H, 0BB, 8K)...At 24 years, 276 days, was the 4th-youngest pitcher in Blue Jays history to throw a shutout with four-or-fewer hits and no walks (**Marcus Stroman**, **Roy Halladay**, **Jim Clancy**).
- Won a career-best five consecutive decisions from July 17-Aug. 29.
- Despite a 4.87 ERA (75 ER/138.2 IP), went 13-2 over his first 25 starts, becoming the 3rd Blue Jays pitcher to win 13 of his first 15 decisions in a season (**Roy Halladay**: 2003, '06; **David Wells**, 2000).



2016:

- In nine games (three starts) between Toronto and Pittsburgh, was 1-0 with a 5.25 ERA (14 ER/24.0 IP).
- Spent the balance of the season at Triple-A, going 7-6 with a 3.59 ERA (55 ER/138.0 IP) in 25 games between Buffalo and Indianapolis.
- Began the season at Buffalo, where he was named an International League Mid-Season All-Star while posting a 6-5 record and a 3.26 ERA in 18 starts.
- Acquired by Pittsburgh from Toronto on Aug. 1 in exchange for **Francisco Liriano**, **Harold Ramirez**, and **Reese McGuire**.
- Recalled by the Pirates on Sept. 6 and produced a 5.56 ERA (7 ER/11.1 IP) in six games (one start).

2017:

- Spent the entire season at Triple-A Indianapolis, going 9-9 with a 3.56 ERA (63 ER/159.1 IP) in 28 games (26 starts).
- Named an International League Mid-Season All-Star for the second consecutive year...Ranked 10th in the IL in ERA and tied for the lead in starts and innings pitched.

2018:

- Split the 2018 season between the Phillies and Rangers, going 2-2 with a 6.75 ERA (32 ER/42.2 IP) in 16 games (five starts).
- Made the Phillies Opening Day roster and posted a 1-1 record and 4.64 ERA (11 ER/21.1 IP) in 11 relief appearances before being designated for assignment on May 31...Was outrighted on June 4 and elected free agency.
- Signed with the Dodgers on June 16 and pitched in nine games (seven starts) at Triple-A Oklahoma City, going 4-1 with a 2.14 ERA (10 ER/42.0 IP)...Released on July 31.
- Signed a Major League contract with Texas on Aug. 5 and went 1-1 with an 8.85 ERA (21 ER/21.1 IP) in five starts.

2019:

- Spent the season at Triple-A, making stops in Scranton/Wilkes-Barre, Salt Lake, and Rochester...Combined to appear in 25 games (23 starts), going 11-6 with a 5.28 ERA (77 ER/131.1 IP) and 133 strikeouts.

2020:

- Found a way to get some work in during the cancelled Minor League season, suiting up for four starts in August for the independent Milwaukee Milkmen...Was joined there by former Blue Jays teammate **Henderson Alvarez**.

2021:

- Signed a Minor League contract with the Tigers prior to the season.
- Began the year with Detroit's Triple-A squad in Toledo before earning a call-up in August.
- Made his first appearance in a Tigers uniform on Aug. 15 vs. CLE, his first Major League action in nearly three years (last: Aug. 31, 2018 vs. MIN with Texas).
- Appeared in nine games for the Tigers (two starts), posting a 3-1 record and a 2.11 ERA (5 ER/21.1 IP).
- Made 19 starts for Toledo, going 8-3 with a 3.77 ERA (37 ER/88.1 IP) and 89 strikeouts.

Statcast Data

	2022	Career
Strikeout %:	14.7	17.1
Walk %:	8.9	8.5
Hard Hit %:	40.9	37.3
Fastest Pitch:	96.9 MPH	July 1, 2014 vs. MIL

OLDEST & YOUNGEST BLUE JAYS**OLDEST BLUE JAYS
(40 YEARS OR OLDER)**

Player	D.O.B	Last Game	Age at Last Game
Phil Niekro	April 1, 1939	Aug. 29, 1987	48 yrs, 4 mths, 28 days
Omar Vizquel	April 24, 1967	Oct. 3, 2012	45 yrs, 5 mths, 9 days
Darren Oliver	Oct. 6, 1970	Sept. 29, 2013	42 yrs, 11 mths, 23 days
LaTroy Hawkins	Dec. 21, 1972	Oct. 3, 2015	42 yrs, 9 mths, 12 days
Henry Blanco	Aug. 29, 1971	June 5, 2013	41 yrs, 8 mths, 7 days
Dave Stieb	July 22, 1957	Sept. 25, 1998	41 yrs, 2 mths, 3 days
Dave Winfield	Oct. 3, 1951	Oct. 24, 1992	41 yrs, 0 mths, 21 days
Matt Stairs	Feb. 27, 1968	Aug. 27, 2008	40 yrs, 6 mths, 0 days
Dave Parker	June 9, 1951	Oct. 2, 1991	40 yrs, 3 mths, 23 days
Dan Plesac	Feb. 4, 1962	May 22, 2002	40 yrs, 3 mths, 18 days
Ramon Ortiz	May 23, 1973	June 2, 2013	40 yrs, 0 mths, 10 days

**YOUNGEST BLUE JAYS
(20 YEARS OR YOUNGER)**

Player	D.O.B	First Game	Age at First Game
Brian Milner	Nov. 17, 1959	June 23, 1978	18 yrs, 7 mths, 6 days
Elvis Luciano	Feb. 15, 2000	March 31, 2019	19 yrs, 1 mth, 14 days
Fred Manrique	Nov. 5, 1961	Aug. 23, 1981	19 yrs, 9 mths, 18 days
Manny Lee	June 17, 1965	April 10, 1985	19 yrs, 9 mths, 24 days
Roberto Osuna	Feb. 7, 1995	April 8, 2015	20 yrs, 2 mths, 1 day
Vladimir Guerrero Jr.	Mar. 16, 1999	April 26, 2019	20 yrs, 1 mth, 10 days
Miguel Castro	Dec. 24, 1994	April 6, 2015	20 yrs, 3 mths, 13 days
Travis Snider	Feb. 2, 1988	Aug. 29, 2008	20 yrs, 6 mths, 27 days





JACKSON JAY

64
PITCHER

NON-ROSTER

BIRTHDATE October 27, 1987
 OPENING DAY AGE 35
 BIRTHPLACE Greenville, SC
 RESIDENCE Riverview, FL
 INSTAGRAM @jaxland58

BATS/THROWS R/R
 HEIGHT/WEIGHT 6-1/195
 CONTRACT STATUS signed thru 2023
 M.L. SERVICE 1.105
 OPTIONS USED 2 of 3

PERSONAL:

- Randy Jackson Jr.
- Has one son, Randy Jackson III, that goes by Jaiden...Was born on December, 27, 2018 in Japan.
- Graduated from Christ Church Episcopal in Greenville in 2005 where he earned all-region honors three times and was an all-state selection his senior year...Also starred in basketball, scoring more than 1,500 points in his career.
- Played college baseball at Furman University in Greenville and was a first-team All-Southern Conference selection in 2008... Became the ninth player from Furman to play in the Majors.
- Pitched in Japan for four seasons, appearing for Hiroshima from 2016-2018 and for Chiba Lotte in 2020...Compiled a 10-8 record and 2.16 ERA with 204 strikeouts over 183.0 total innings.

LAST SEASON:

- Spent the 2022 season in the Atlanta Braves organization after being traded from the San Francisco Giants in the offseason.
- Appeared in two games for the big league club, throwing a combined 1.1 shutout frames (H, K).
- Landed on the injured list with a right lat strain from March 18-July 2.
- Pitched a scoreless third of an inning on Aug. 28 at STL in his Braves debut.
- Split the remainder of the year between the FCL Braves and Triple-A Gwinnett, combining to play 21 games (one start) with a 2-0 record and a 2.91 ERA (6 ER/21.2 IP).

Bold – career high; Red – league high

Year	Club & League	W-L	ERA	G	GS	CG	SHO	SV	IP	H	R	ER	HR	HB	BB	IBB	SO	WP	BK	AVG
2008	Boise (NORW)	0-0	5.00	3	1	0	0	0	9.0	7	5	5	1	1	1	0	14	1	0	.212
	Peoria (MIDW)	2-2	3.00	6	1	0	0	0	24.0	22	8	3	3	1	5	0	37	1	0	.253
	Daytona (FL)	2-0	1.59	4	3	0	0	0	17.0	11	4	3	0	0	7	0	21	0	0	.183
2009	Daytona (FL)	2-2	1.64	7	7	0	0	0	38.1	31	12	7	3	2	4	0	46	2	0	.218
	Tennessee (SOUL)	5-5	3.70	16	16	1	1	0	82.2	73	35	34	7	1	39	2	77	2	1	.236
	Iowa (PCL)	1-0	1.50	1	1	0	0	0	6.0	5	1	1	1	0	3	0	4	0	0	.227
2010	Iowa (PCL)	11-8	4.63	32	25	0	0	0	157.1	153	86	81	20	13	48	0	119	8	0	.256
2011	Iowa (PCL)	8-14	5.34	26	26	0	0	0	146.2	180	90	87	10	4	46	1	97	4	0	.305
2012	Iowa (PCL)	3-7	6.57	37	9	0	0	0	86.1	105	67	63	14	3	43	1	76	5	0	.309
2013	Jacksonville (SOUL)	3-6	3.16	14	14	0	0	0	79.2	59	32	28	6	3	22	0	73	0	2	.203
	New Orleans (PCL)	1-1	4.68	7	4	0	0	0	25.0	29	16	13	3	0	11	0	20	1	0	.299
2014	Nashville (PCL)	0-3	5.06	6	6	0	0	0	26.2	29	15	15	4	0	16	0	28	0	0	.282
	Indianapolis (IL)	5-4	4.89	25	12	0	0	0	84.2	91	50	46	8	4	36	3	87	6	0	.270
2015	SAN DIEGO (NL)	0-0	6.23	6	0	0	0	0	4.1	7	3	3	0	0	1	0	4	0	0	.368
	San Antonio (TL)	0-1	1.69	6	0	0	0	1	10.2	7	2	2	0	0	1	0	16	0	0	.189
	El Paso (PCL)	3-3	2.54	48	0	0	0	14	63.2	56	21	18	2	2	17	2	70	1	0	.239
2016	Hiroshima (JPCL)	5-4	1.71	67	0	0	0	0	68.1	46	15	13	4	0	23	0	89	1	0	
2017	Hiroshima (JPCL)	2-2	2.03	60	0	0	0	1	62.0	43	16	14	5	1	19	0	55	2	0	
2018	Hiroshima (JPCL)	3-2	2.79	54	0	0	0	1	51.2	47	18	16	6	1	28	1	58	1	0	
2019	MILWAUKEE (NL)	1-0	4.45	28	0	0	0	0	30.1	22	15	15	6	2	18	1	47	0	0	.202
	San Antonio (PCL)	5-2	1.33	34	0	0	0	8	40.2	28	10	6	1	1	10	1	54	2	0	.193
2020	Chiba Lotte (JPPL)	0-0	3.86	7	0	0	0	1	7.0	4	3	3	1	0	3	0	12	0	0	
2021	SAN FRANCISCO (NL)	2-1	3.74	23	1	0	0	0	21.2	15	9	9	3	0	12	0	28	0	0	.197
	Sacramento (AAAW)	1-0	1.29	10	0	0	0	0	14.0	5	2	2	1	0	1	0	24	0	0	.106
2022	ATLANTA (NL)	0-0	0.00	2	0	0	0	0	1.1	1	0	0	0	0	0	0	1	0	0	.200
	Braves (FCL)	0-0	4.50	2	1	0	0	0	2.0	1	2	1	0	0	0	0	1	0	0	.167
	Gwinnett (IL)	2-0	2.29	19	0	0	0	1	19.2	18	5	5	2	0	4	0	25	1	0	.240
	Minor Totals	54-58	4.10	303	126	1	1	24	934.0	910	463	425	86	35	314	10	889	34	3	.256
	Japan Totals	10-8	2.16	182	0	0	0	3	183.0	135	50	44	16	2	71	1	204	3	0	
	MAJOR TOTALS	3-1	4.21	59	1	0	0	0	57.2	45	27	27	9	2	31	1	80	0	0	.215

BIOGRAPHIES

LAST SEASON

HISTORY

RECORDS

OPPONENTS

PLAYER DEV.

MEDIA & MISC.



TRANSACTIONS

- Selected by the Chicago Cubs in the 9th round of the 2008 First-Year Player Draft
- Signed by the Miami Marlins on April 9, 2013
- Signed by the Pittsburgh Pirates on November 20, 2013
- Signed by the San Diego Padres on January 26, 2015
- Signed by the Hiroshima Carp on December 29, 2017
- Signed by the Milwaukee Brewers on May 5, 2019
- Signed by the Chiba Lotte Marines on December 2, 2019
- Signed by the Cincinnati Reds on August 25, 2020
- Signed by the San Francisco Giants on February 17, 2021
- Traded to the Atlanta Braves in exchange for a player to be named later on November 22, 2021
- On injured list (right lat strain) from March 18-July 2, 2022
- Signed by the Toronto Blue Jays on January 27, 2023

GAME HIGHS

ML Debut	Sept. 14, 2015 at ARI	ER Allowed	4 – May 1, 2019 vs. COL
Innings Pitched:		HR Allowed	1 – 9x, last: Sept. 4, 2021 vs. LAD
Starter	0.1 – Sept. 4, 2021 vs. LAD	Low Hit CG	None
Reliever	2.0 – 8x, last: Sept. 15, 2021 vs. SD	Last Win	July 31, 2021 vs. HOU
Walks:		Last Save	None
Starter	2 – Sept. 4, 2021 vs. LAD	Last CG	None
Reliever	3 – July 19, 2019 at ARI	Last ShO	None
Strikeouts:		Last Start	Sept. 4, 2021 vs. LAD
Starter	1 – Sept. 4, 2021 vs. LAD	Last Relief App.	Aug. 30, 2022 vs. COL
Reliever	5 – July 28, 2019 vs. CHC	Longest Win Streak	3G – Sept. 1, 2019-July 31, 2021
Hits Allowed	4 – Sept. 14, 2015 at ARI	Longest Losing Streak	1G – Sept. 4, 2021 vs. LAD
		Scoreless Innings Streak	6.2 – Sept. 27, 2019-July 25, 2021

MILESTONES

Category	Date	Opponent	Notes
Start	1 Sept. 4, 2021	Los Angeles (NL)	L - 0.1 IP, 1H, 3ER, 1HR, 2BB, 1K
Win	1 Sept. 1, 2019	at Chicago (NL)	as a reliever - 2.0 IP, 2H, 0ER, 1BB, 1K

PROFESSIONAL CAREER:

MINORS:

- Began his professional career in 2008 with 13 games (five starts) between Class-A (short) Boise, Class-A Peoria, and Advanced-A Daytona, combining to go 4-2 with a 2.88 ERA (16 ER/50.0 IP) and 72 strikeouts against 13 walks.
- Split the 2009 season between Daytona, Double-A Tennessee, and Triple-A Iowa, combining to go 8-7 with a 2.98 ERA (42 ER/127.0 IP) and 127 strikeouts against 46 walks in 24 total starts...Spent most of the year with Tennessee, going 5-5 with a 3.70 ERA (34 ER/82.2 IP) and 77 strikeouts in 16 starts...Named a Southern League Mid-Season All-Star...Also named Florida State League Pitcher of the Week for Aug. 10-16.
- In his first full season at the Triple-A level with Iowa in 2010, went 11-8 with a 4.63 ERA (81 ER/157.1 IP) in 32 games, 25 starts, a career-high in wins and innings pitched...Over his seven relief appearances, went 2-0 with a 1.17 ERA (2 ER/15.1 IP) and 12 strikeouts against two walks.
- In 2011, made 26 starts total, spending the entire season with Triple-A Iowa...In 11 second-half starts, went 4-6 with a 4.15 ERA (30 ER/65.0 IP) vs. 4-8 with a 6.28 ERA (57 ER/81.2 IP) in 15 first-half starts...Began the season on the injured list, landing on April 7 with a right forearm strain before being activated on April 21.
- Spent the entire 2012 campaign with Triple-A Iowa, converting to the bullpen...Pitched in 37 games total (nine starts)...As a reliever, went 1-2 with a 4.27 ERA (22 ER/46.1 IP) in 28 games...Went 2-5 with a 9.23 ERA (41 ER/40.0 IP) in nine starts.
- In 2013, went 4-7 with a 3.53 ERA (41 ER/104.2 IP) and 98 strikeouts in 21 appearances (18 starts) between Double-A Jacksonville and Triple-A New Orleans in the Marlins organization...Signed with the Marlins as a Minor League free agent on April 9 after being released by the Cubs on April 4...Named a Southern League Mid-Season All-Star...Placed on the injured list on Aug. 14 with a right elbow contusion, missing the remainder of the season...Pitched for Mazatlan in the Mexican Winter league after the season and went 2-0 with 10 saves and a 0.00 ERA (0 ER/20.1 IP), allowing just 13 hits and five walks while striking out 19.
- Split the 2014 season between the Pirates and Brewers organizations, working in 31 games (18 starts) total...Began the season going 5-4 with a 4.89 ERA (46 ER/84.2 IP) in 25 games (12 starts) for Triple-A Indianapolis before being acquired by Milwaukee in exchange for cash considerations on Aug. 7.

2015:

- Made his **MLB debut** on Sept. 14 at ARI as a member of the Padres...Gave up two runs on four hits over 0.2 innings with his first big league strikeout (**Peter O'Brien**).
- Appeared in six games for the Padres, posting a 6.23 ERA (3 ER/4.1 IP) with four strikeouts and a walk.
- Split the rest of the season between Double-A San Antonio and Triple-A El Paso, combining to go 3-4 with a 2.78 ERA (20 ER/74.1 IP) over 54 contests.

2016:

- Signed with the Hiroshima Carp in Japan.
- Appeared in 67 games for the Carp, posting a 5-4 record and a 1.98 ERA (13 ER/68.1 IP) with 89 strikeouts and a 1.01 WHIP.



2017:

- Spent his 2nd season in Japan with Hiroshima...Pitched in 60 contests (seven starts), going 2-2 with a 2.32 ERA (14 ER/62.0 IP) and a 1.00 WHIP.

2018:

- Pitched for a 3rd consecutive season in Japan with the Carp...Went 3-2 with a 3.14 ERA (16 ER/51.2 IP) over 54 appearances.

2019:

- Returned to North America, signing with the Brewers on May 5.
- Made 28 appearances for the big league club, posting a 1-0 record and a 4.45 ERA (15 ER/30.1 IP) with 47 strikeouts...Set career-highs in games, innings, and strikeouts.
- The remainder of the season was spent with Milwaukee's Triple-A team in San Antonio...Pitched to a 5-2 record and a 2.21 ERA (6 ER/40.2 IP) with eight saves in 34 games.

2020:

- Returned to Japan for the 2020 season and posted a 3.86 ERA with 12 strikeouts in 7.0 innings over seven games for the Chiba Lotte Marines before his contract was voided on July 8.
- Signed with the Reds as a free agent on August 25 and was assigned to Cincinnati's Alternate Training Site.

2021:

- Pitched in 23 games for San Francisco, going 2-1 with a 3.74 ERA (9 ER/21.2 IP) and 28 strikeouts.
- Allowed six earned runs over 1.0 combined inning in his outings on August 2 at ARI and September 4 vs. LAD...In his remaining 21 games, allowed just three earned runs over 20.2 innings (1.31 ERA).
- His outing on Sept. 4 vs. LAD, in which he allowed three earned over 0.1 inning, was his only start of the season.
- In his 22 relief appearances, compiled a 2-0 record and a 2.53 ERA (6 ER/21.1 IP).
- Allowed opponents to bat just .197 against him, allowing 15 hits in 76 at-bats.
- Made 10 appearances with Triple-A Sacramento, pitching to a 1-0 record and a 1.29 ERA...Allowed just five hits and two runs over 14.0 innings and struck out 24.

Statcast Data

	2022	Career
Strikeout %:	20.0	32.5
Walk %:	0.0	12.2
Hard Hit %:	75.0	40.2
Fastest Pitch:	96.7 MPH	Sept. 19, 2015 at COL

BLUE JAYS, PITCHERS 40+ YEARS OLD TO WIN GAME – ALL-TIME

GAME DATE	PITCHER	OPP	AGE
5/4/2015	R.A. Dickey	vs. Yankees	40 years, 187 days
6/22/2013	Darren Oliver	vs. Orioles	42 years, 259 days
5/11/2013	Darren Oliver	at Red Sox	42 years, 217 days
5/6/2013	Darren Oliver	at Rays	42 years, 212 days
8/27/2012	Darren Oliver	at Yankees	41 years, 326 days
6/23/2012	Darren Oliver	at Marlins	41 years, 261 days
6/19/2012	Darren Oliver	at Brewers	41 years, 257 days
4/20/2002	Dan Plesac	at Yankees	40 years, 75 days
8/29/1998	Dave Stieb	vs. Twins	41 years, 38 days





JANSEN DANNY



CATCHER

BIRTHDATE April 15, 1995
 OPENING DAY AGE 27
 BIRTHPLACE Elmhurst, IL
 RESIDENCE Largo, FL
 INSTAGRAM @d_jansen31

BATS/THROWS R/R
 HEIGHT/WEIGHT 6-2/215
 CONTRACT STATUS signed thru 2023
 M.L. SERVICE 4.050
 OPTIONS USED 1 of 3

PERSONAL:

- Daniel Robert Jansen.
- Attended West High School in Appleton, Wisconsin...Was named First-Team All-State in his junior year.
- Ranked as Toronto's 7th-best prospect by Baseball America entering 2018...Ranked as the 71st overall prospect by Fan-Graphs...Also ranked by BA as baseball's 9th-best catching prospect.
- Listed as Toronto's 3rd-best prospect and the 42nd overall prospect by Baseball America going into the 2019 season... Ranked 65th overall by MLB (5th among catchers) and 89th by Baseball Prospectus.
- Participated in the 2019, 2020, and 2023 Blue Jays Winter Tours.
- Married his wife, Alexis, prior to the 2021 season, and they now have a son, Miles, born last October.

LAST SEASON:

- Set career-highs in home runs (15), RBI (44), AVG (.260), SLG (.516), and OPS (.855).
- The Blue Jays went 40-18 when he started behind the plate.
- Hit his 1st [homer](#) of the year on April 8 vs. TEX, which was also his 100th career RBI.
- Went 2-for-4 with his 2nd dinger on April 10 vs. TEX...Had notched two hits and a homer in both of his starts to begin the season.
- Placed on the injured list with a left oblique strain from April 11-May 13.
- Returned from the IL on May 14 at TB and launched a two-run homer in the 8th, his 3rd jack of the season...Joined **Vernon Wells** (2010) as the only players in franchise history to begin a season with a three-game home run streak.
- Blasted his 4th and 5th home runs on May 24 at STL, his 1st multi-HR game of 2022 (3rd career).
- Connected for his 6th bomb on May 26 at LAA, homering in consecutive games for the 2nd time of the season (9th career)... Was the only player in the Majors at the time with more homers than strikeouts (6HR, 5K).
- Drilled a three-run shot for his 7th longball on June 1 vs. CWS...His seven homers tied for the 2nd most in a player's first 16 games of a season in franchise history (1st: **Carlos Delgado** - 8 in 1994).
- Went 3-for-6 with a pair of homers and a career-high [six RBI](#) on July 22 at BOS...Marked his 2nd multi-HR game of the season and the 4th of his career.
- Placed on IL with a left 5th metacarpal fracture from June 7-July 11...Made five rehab appearances for Triple-A Buffalo, batting .294 (5-for-17, 2B, HR).
- Drove in the game-winning run with an RBI single in the bottom of the 11th on Aug. 29 vs. CHC, his 2nd career [walk-off RBI](#) (also: home run on June 29, 2019 vs. KC)...Also drilled a three-run homer in the 7th, his 11th longball in his 44th game... Matched his home run total from 2021 in 26 fewer games (11HR in 70G).
- Went 1-for-3 with a walk and his 1st career stolen base in the back half of a doubleheader on Sept. 5 at BAL.
- Finished 4-for-5 with his 12th home run on Sept. 10 at TEX...Marked his 3rd career four-hit game.
- Hit his 13th homer in his 59th game on Sept. 18 vs. BAL, matching his career high set in 2019 (13HR in 107G).
- On Oct. 1 vs. BOS, finished the day 3-for-4 with a double, his 15th home run, and five RBI.
- Went 3-for-5 in Game 2 of the ALWC on Oct. 8 vs. SEA, joining **Pat Borders** (Oct. 12, 1991 vs. MIN) as the only catchers in Blue Jays postseason history with a three-hit game.

Bold – career high; Red – league high

Year	Club and League	AVG	G	AB	R	H	2B	3B	HR	RBI	BB	IBB	SO	SB	CS	OBP	SLG	OPS	SH	SF	HBP
2013	GCL Blue Jays (GCL)	.246	36	114	19	28	4	0	0	18	21	0	10	0	0	.364	.281	.645	0	3	2
2014	Bluefield (APP)	.282	38	124	22	35	10	0	5	17	16	0	17	2	1	.390	.484	.874	0	0	6
2015	GCL Blue Jays (GCL)	.238	7	21	4	5	1	0	1	3	2	0	5	0	0	.304	.429	.733	0	0	0
	Lansing (MID)	.206	46	160	19	33	8	0	4	27	19	0	22	2	0	.299	.331	.630	0	2	3
2016	GCL Blue Jays (GCL)	.222	3	9	0	2	0	0	0	2	1	0	2	0	0	.364	.222	.586	0	0	1
	Dunedin (FSL)	.218	54	188	18	41	7	0	1	23	22	0	40	7	1	.313	.271	.584	0	2	5
2017	Dunedin (FSL)	.369	31	122	19	45	6	0	5	18	8	0	14	0	0	.422	.541	.963	1	1	4
	New Hampshire (EAS)	.291	52	179	23	52	15	1	2	20	22	2	19	1	0	.378	.419	.797	1	3	5
	Buffalo (INT)	.328	21	67	8	22	4	1	3	10	11	1	7	0	0	.423	.552	.975	0	0	0
2018	Buffalo (INT)	.275	88	298	45	82	21	1	12	58	44	1	49	5	1	.390	.473	.863	1	3	14
	TORONTO (AL)	.247	31	81	12	20	6	0	3	8	9	0	17	0	0	.347	.432	.779	0	1	4
2019	TORONTO (AL)	.207	107	347	41	72	12	1	13	43	31	1	79	0	0	.279	.360	.639	1	1	4
2020	TORONTO (AL)	.183	43	120	18	22	3	0	6	20	21	0	31	0	0	.313	.358	.671	3	1	2
2021	Buffalo (AAA)	.238	7	21	5	5	0	0	1	4	4	0	3	0	0	.346	.381	.727	0	1	0
	TORONTO (AL)	.223	70	184	32	41	13	0	11	28	17	0	44	0	0	.299	.473	.772	1	0	3
2022	Dunedin (FL)	.300	3	10	4	3	2	0	0	0	0	0	0	0	0	.364	.500	.864	0	0	1
	Buffalo (IL)	.294	5	17	2	5	1	0	1	1	1	0	6	0	0	.333	.529	.862	0	0	0
	TORONTO (AL)	.260	72	215	34	56	10	0	15	44	25	1	44	1	0	.339	.516	.855	0	5	3
	Minor Totals	.269	391	1330	188	358	79	3	35	201	171	4	194	17	3	.366	.412	.778	3	15	41
	MAJOR TOTALS	.223	323	947	137	211	44	1	48	143	103	2	215	1	1	.307	.423	.730	5	8	16



WILD CARD RECORD

Year	Club and Opp.	AVG	G	AB	R	H	2B	3B	HR	RBI	BB	IBB	SO	SB	CS	OBP	SLG	OPS	SH	SF	HBP
2020	TOR vs. TB	.400	2	5	2	2	0	0	2	2	0	0	0	0	0	.400	1.600	2.000	0	0	0
2022	TOR vs. SEA	.375	2	8	0	3	1	0	0	2	0	0	4	0	0	.375	.500	.875	0	0	0
TOTALS		.385	4	13	2	5	1	0	2	4	0	0	4	0	0	.385	.923	1.308	0	0	0

HOME RUN BREAKDOWN

Total	ONE GAME											
	H	A	2	3	4	GS	LO	XN	IP	PH	RHP	LHP
48	25	23	4	0	0	1	0	0	0	0	35	13

TRANSACTIONS

- Selected by the Toronto Blue Jays in the 16th round of the 2013 First-Year Player Draft
- On injured list (right hamstring strain) from June 7-July 2, 2021
- On injured list (right hamstring strain) from July 23-Aug. 30, 2021
- On injured list (left oblique strain) from April 11-May 13, 2022
- On injured list (fifth metacarpal fracture, left hand) from June 7-July 11, 2022

GAME HIGHS

ML Debut	Aug. 13, 2018 at KC	Stolen Bases	1 – Sept. 5, 2022 at BAL (2)
Runs	4 – July 22, 2022 at BOS	Last ML Home Run	Oct. 1, 2022 vs. BOS
Hits	4 – 3x, last: Sept 10, 2022 at TEX	Longest Hitting Streak	6G – 3x, last: Sept. 26-Oct. 5, 2022 (1)
Home Runs	2 – 4x, last: July 22, 2022 at BOS	Longest On-Base Streak	10G – July 11-Sept. 12, 2021
RBI	6 – July 22, 2022 at BOS	Longest Hitless Streak	35AB – April 7-May 1, 2021

MILESTONES

Category	Date	Opponent	Pitcher	Notes
Hit	1 Aug. 13, 2018	at Kansas City	Keller	Single
Home Run	1 Aug. 14, 2018	at Kansas City	Fillmyer	1R
Multi-HR Game	1 July 4, 2019	Boston	Velazquez, Brewer	1R, 1R
	2 Sept. 23, 2020	New York (AL)	Tanaka, Kratz	1R, 1R
	3 May 24, 2022	at St. Louis	Hicks, VerHagen	3R, 1R
	4 July 22, 2022	at Boston	Davis, Hernandez	3R, 2R
Grand Slam HR	1 Sept. 7, 2020	New York (AL)	Ottavino	6th inning
Walk-off HR	1 June 29, 2019	Kansas City	Barlow	2R, 9th inning
RBI	1 Aug. 14, 2018	at Kansas City	Fillmyer	Home Run

PROFESSIONAL CAREER:

MINORS:

- Assigned to the Rookie-Level Bluefield for the 2014 season...In 38 games, he batted .282 with five home runs and 17 RBI... Had a 22-game on-base streak from July 6-31, 2014...Over the course of that month, hit .318 with a .447 OBP.
- Assigned to the Class-A Lansing Lugnuts in 2015 and was placed on the disabled list on May 30...Played seven games in the Gulf Coast League for rehab and rejoined Lansing in August.
- Joined Advanced-A Dunedin to open the 2016 season...In 57 total games, hit .218 with one home run and 25 RBI.
- Was assigned to the Mesa Solar Sox of the Arizona Fall League after the 2016 season...Appeared in 20 games for the Sox and hit .282 with 11 RBI and the first two triples of his professional career.
- Started the 2017 season in Advanced-A Dunedin and slashed .369/.422/.541 over 31 games...Hit .291 in 52 games with Double-A New Hampshire, including 15 doubles, one triple, two home runs and 20 RBI while throwing out 14 of 45 stolen base attempts (31.1%).
- Named a 2017 Mid-Season All-Star in both the Florida State League (A+) and the Eastern League (AA).
- Promoted to Triple-A Buffalo in August...Doubled and drove in two runs in his Triple-A debut on Aug. 4 vs. Lehigh Valley... Hit a triple and homered twice in a 4-for-4 effort on Aug. 21 at Pawtucket, bringing his average to .500 through his first 12 games with the Bisons...Finished with a .328/.423/.552 line over 21 games at the Triple-A level.
- Named a 2017 Baseball America Minor-League First-Team All-Star and an MiLB.com Organizational All-Star.

2018:

- Recalled from Triple-A Buffalo on Aug. 12 and made his **MLB debut** on Aug. 13 at KC...**Singled** in his 1st plate appearance and finished 2-for-3 to become the 19th player in team history with multiple hits in his MLB debut, and the 4th catcher to do so...Along with **Sean Reid-Foley**, formed the 1st starting battery mates in team history to debut at the same time...Marked the first such occasion in the AL since April 14, 1967, when **Billy Rohr** pitched and **Russ Gibson** caught for the Red Sox at Yankee Stadium (courtesy STATS).
- Hit his 1st Major League **home run** on Aug. 14 at KC...Became the 11th player in team history to homer within his first two MLB contests and the 3rd catcher to do so, joining **J.P. Arenchibia** (2010) and **Sandy Martinez** (1995).
- Had hits in each of his first six MLB games (Aug. 13-22), just the 3rd player and the only catcher in team history to do so... Became the 8th Blue Jay to record 8+ hits across his first six MLB games, the most by any catcher.
- Recorded his **2nd longball** on Sept. 17 at BAL, a two-run blast to mark his 1st career multi-RBI effort.
- On Sept. 20 vs. TB, connected for his **3rd home run**, a three-run homer...Was his 1st home run at Rogers Centre.
- Reached base safely in 23 of his 30 MLB games with a plate appearance (.347 OBP).
- Among all rookie catchers with at least 30 games played, ranked 2nd in OBP (.347), 2nd in SLG (.432), 2nd in OPS (.779) and 5th in AVG (.247).
- Slashed .275/.390/.473 with 21 doubles, one triple, 12 home runs and a team-leading 58 RBI over 88 games for Triple-A Buffalo...Named a Mid-Season All-Star and played in the Futures Game where he went 1-for-2 with a two-run homer.
- Named Bisons 2018 MVP at the end of the season.
- Was also tabbed as the minor's Top Catcher in MiLB.com's Toolshed 2018 edition.



2019:

- Connected for 13 home runs, one shy of **Will Smith** for the most among rookie catchers, while his 42 RBI led the way... His home run and RBI totals were 2nd most in a season by a Toronto rookie catcher all-time (**J.P. Arcencibia** - 23 HR and 75 RBI in 2011).
- Nominated for a Gold Glove Award...Finished 4th among AL catchers in stolen base percentage (70.0%), 4th in fielding percentage (.995), and 4th with 19 runners caught stealing...According to Baseball Savant, ranked 5th among AL catchers in pitch framing.
- Drew 31 walks, tied for 8th most among AL rookies.
- Hit his [1st home run](#) of the season and 4th of his career with dozens of friends and family in attendance on May 17 at CWS.
- Recorded his [2nd homer](#) on May 19 at CWS, connecting for homers in back-to-back games for the 1st time in his career.
- On May 22 vs. BOS, tied the game in the 9th inning with his 1st career [pinch-hit RBI](#), a single to score **Brandon Drury**.
- Finished 3-for-5 with two RBI on June 13 at BAL for his 1st career three-hit game.
- Notched his 1st career [walk-off home run](#) on June 29 vs. KC, a two-run shot in the 9th...Became the 8th rookie in team history to hit a walk-off home run.
- On July 4 vs. BOS, hit a [solo homer](#) to become the 4th catcher in team history to homer in three consecutive games, joining **Ernie Whitt** (3G in 1985), **J.P. Arcencibia** (3G in 2012), and **Russell Martin** (3G in 2016 and 2018)...[Homered again](#) for his 1st career multi-HR game...Became the 4th catcher in team history to hit four homers in any three-game span (also **Whitt**, **Arcencibia**, and **Martin**)...Became the 5th rookie catcher in MLB history to hit six home runs over any seven-game span...Added a [double](#) in the 8th inning for his 1st career three-XBH game.
- Recorded his [1st career triple](#) on July 5 vs. BAL as he led off the 2nd inning.
- Went 45 plate appearances without a strikeout from June 23-July 7, the longest active streak at the time, the 7th-longest streak in MLB in 2019, and the longest streak by a Blue Jay since **José Reyes** (50 PA) in 2015.
- Hit his [10th homer](#) of the season on Aug. 9 vs. NYY...At 24 years old, became the youngest catcher in team history with a 10+ HR campaign, ahead of **J.P. Arcencibia** (25 years old in 2011 - 23 HR).
- Went 3-for-5 with a [homer](#) and two RBI on Aug. 12 vs. TEX...Was also his 6th career three-hit game, all since June 13, a span of 42 games.
- Recorded his [12th home run](#) on Aug. 16 vs. SEA, his 10th long-ball since June 26.

2020:

- Named Toronto's 2020 nominee for the Roberto Clemente Award for his community work.
- Hit his [2nd home run](#) on Aug. 12 vs. MIA...Each of his first two blasts were interleague homers (also [July 27 at WAS](#)).
- Capped a 10-run 6th inning on Sept. 7 vs. NYY with his [1st career grand slam](#) off **Adam Ottavino**...Became the 2nd catcher in team history with a home run, four RBI, and two walks in the same game, joining **Russell Martin** on July 3, 2016 vs. CLE...Was his 1st career four-RBI game.
- Went 4-for-4 with a HBP, three runs, a double, [two home runs](#), and three RBI on Sept. 23 vs. NYY for his 1st career four-hit game and his 2nd career multi-HR game (also July 4, 2019 vs. BOS)...Became the 5th catcher (6th time) in team history to record 11+ total bases in a game.
- Hit a [pair of solo homers](#) in Game 2 of the ALWC on Sept. 30 at TB...Became the 2nd player in franchise history with a multi-HR game in the playoffs, joining **José Bautista** who did so on Oct. 23, 2015 in Game 6 of the ALCS at KC...Became the 3rd MLB player to ever record a multi-HR postseason game while batting 9th, joining Anaheim's **Adam Kennedy** (3 HR in Game 5 of the ALCS on Oct. 12, 2002) and Cleveland's **Roberto Pérez** (2 HR in Game 1 of the World Series on Oct. 25, 2016).

2021:

- Blocked 97% of balls in the dirt (195/201), 3rd best in MLB.
- Snapped a franchise-tying 0-for-35 drought on May 2 vs. ATL (also: **Ed Sprague** in 1994) with an [RBI single](#), his 1st RBI of the season...Was also his 1st multi-hit game of the season (2-for-3, RBI, BB).
- Launched his [1st home run](#) of 2021 on May 6 at OAK, a two-run go-ahead homer in the 4th.
- [Homered](#) on May 7 at Hou, going deep in consecutive games for the 4th time in his career.
- [Went deep](#) for a 3rd straight game on May 8 at HOU (a career-long 448 ft.), his 2nd career three-game home run streak (also: July 2-4, 2019)...Became the 3rd catcher in Blue Jays history with multiple three-game home run streaks, joining **Ernie Whitt** (four-game streak in 1989, three-game streak in 1985) and **Russell Martin** (three-game streaks in 2016 and 2018).
- Placed on the injured with a right hamstring strain from June 7-July 2 and again from July 23-Aug. 30...Played seven rehab games for Triple-A Buffalo, batting .238 (5-for-21) with a homer and four RBI.
- Notched his [5th home run](#) in Game 1 on July 18 vs. TEX, homering in consecutive games for the 2nd time of the season.
- Returned from the IL on Aug. 31 vs. BAL and hit his 6th longball of the year.
- Launched his [7th home run](#) on Sept. 4 vs. OAK to go with two doubles, notching three extra-base hits in a game for the 3rd time in his career (last: Sept. 23, 2020 vs. NYY).
- Went 4-for-6 on Sept. 12 at BAL with a [trio of doubles](#) while driving in four runs, the 5th Blue Jay ever with three doubles and four RBI in a game (last: **Jose Bautista** - May 26, 2015 vs. CWS)...Was his 2nd career four-hit game and his 1st with three doubles...Doubled twice in the 3rd inning, becoming the 13th player (14th time) in club history with multiple extra-base hits in an inning (last: **Edwin Encarnacion** - May 7, 2014).
- Drilled his [10th longball](#) on Oct. 1 vs. BAL, reaching double-digit home runs for the 2nd time in his career (13 in 2019).
- Went 2-for-4 on Oct. 2 vs. BAL with his [11th roundtripper](#), homering in consecutive games for the 4th time in 2021 (7th career).
- Batted .322 (19-for-59) over 21 games end the season after his 2nd IL stint, including eight doubles, six homers, and 18 RBI (1.147 OPS).

Career-Highs - Statcast

	Speed/Distance	Date
Hardest Hit Ball:	111.4 MPH	May 19, 2019 at CWS
Farthest Hit Ball:	448 feet	May 8, 2021 at HOU
Top Sprint Speed:	31.7 ft/s	Sept. 15, 2018 at NYY





JIMENEZ LEONARDO

49
INFIELDER

BIRTHDATE May 17, 2001
OPENING DAY AGE 22
BIRTHPLACE Chitre, Panama
RESIDENCE Las Tablas, Panama
INSTAGRAM @joy17jimenez

BATS/THROWS R/R
HEIGHT/WEIGHT 5-11/215
CONTRACT STATUS signed thru 2023
M.L. SERVICE 0.000
OPTIONS USED 1 of 3

PERSONAL:

- Leonardo Joel Jimenez.
- Signed with the Blue Jays as an international free agent on July 2, 2017.
- His favourite player growing up was Hall of Fame shortstop **Derek Jeter**.
- Can become the 4th Toronto player born in Panama, joining **Juan Berenguer**, **Davis Romero**, and **Julio Mosquera**.
- Ranked by Baseball America as Toronto's No. 16 prospect in 2021 and its 10th-best prospect entering the 2022 season.

LAST SEASON:

- Spent the campaign with High-A Vancouver...Batted .230 (56-for-244) over 69 games with career-highs in doubles (14), triples (3), home runs (6), RBI (40), and stolen bases (7).
- On July 16 vs. HIL, notched multiple triples in a single game for the 1st time in his professional career...Finished the game 3-for-4 with two triples, a home run, and two RBI while scoring four times.

Bold – career high; Red – league high

Year	Club and League	AVG	G	AB	R	H	2B	3B	HR	RBI	BB	IBB	SO	SB	CS	OBP	SLG	OPS	SH	SF	HBP
2018	GCL Blue Jays (GCL)	.250	37	132	13	33	8	2	0	19	16	0	17	0	0	.333	.341	.674	0	1	1
2019	Bluefield (APP)	.298	56	215	34	64	13	2	0	22	21	0	42	2	1	.377	.377	.754	1	1	7
	Lansing (MID)	.167	2	6	0	1	0	0	0	0	0	0	2	0	0	.167	.167	.334	0	0	0
2021	Blue Jays (FCL)	.385	5	13	6	5	2	0	0	2	3	0	1	1	0	.600	.538	1.138	0	0	4
	Dunedin (A)	.315	54	168	35	53	8	0	1	19	51	0	35	4	1	.517	.381	.898	0	2	21
2022	Vancouver (NORW)	.230	69	244	45	56	14	3	6	40	27	0	58	7	3	.340	.385	.725	0	6	17
Minor Totals		.272	223	778	133	212	45	7	7	102	118	0	155	14	5	.397	.375	.772	1	10	50

TRANSACTIONS

- Signed by the Toronto Blue Jays on July 2, 2017

PROFESSIONAL CAREER:

MINORS:

- Started his pro career in 2018 with Toronto's GCL squad.
- Batted .250 across 37 games while recording 10 extra-base hits and 19 RBI while splitting time almost evenly between second base and shortstop.
- Began his 2019 campaign with Rookie-level Bluefield where he hit .298 with a .754 OPS.
- Promoted to Class-A Lansing for a pair of games at the end of the season and picked up one hit in six at-bats.
- Combined for 40 games at shortstop, 17 games at second base and one contest at third over the course of 2019.
- Spent the 2020 shutdown working out at a facility near his home in Panama.
- Made his way to Dunedin, FL, at the end of the summer to take part in the Fall Development League.
- In 2021, appeared in eight Spring Training games, going 3-for-6 (.500) with two runs, a double, and a strikeout.
- Played five games for FCL Blue Jays before spending the rest of the year with Single-A Dunedin...Combined to play 59 games, batting .320 with 10 doubles, a home run, 21 RBI, and a 54BB/36K ratio (.523 OBP, 1.138 OPS)...Was hit by a pitch 21 times in 54 games with Dunedin, the 5th most among all Minor League baseball players.
- Played 15 games for the Mesa Solar Sox in the 2021 Arizona Fall League, batting .237 (9-for-38) with four extra-base hits, four RBI, eight walks and eight strikeouts.
- Added to Toronto's 40-man roster at the end of 2021 to protect him from the Rule 5 Draft.

BIOGRAPHIES

LAST SEASON

HISTORY

RECORDS

OPPONENTS

PLAYER DEV.

MEDIA & MISC.





NON-ROSTER

JUENGER HAYDEN

76

PITCHER

BIRTHDATE August 9, 2000
 OPENING DAY AGE 22
 BIRTHPLACE O'Fallon, IL
 RESIDENCE O'Fallon, IL
 INSTAGRAM @hayden_juenger

BATS/THROWS R/R
 HEIGHT/WEIGHT 6-0/180
 CONTRACT STATUS signed thru 2023
 M.L. SERVICE 0.000
 OPTIONS USED 0 of 3

PERSONAL:

- Hayden Michael Juenger...Pronounced "YING-er".
- Spent three seasons at Missouri State University from 2019-2021...Appeared in a combined 50 games (three starts), going 5-7 with a 4.14 ERA (40 ER/87.0 IP).
- Ranked as the Blue Jays' 7th-highest prospect entering the 2023 season, according to MLB.com...Listed as the organization's 8th-best prospect by Baseball America.
- Enjoys hunting in his spare time.

LAST SEASON:

- Played his first full professional season, beginning the year at Double-A New Hampshire before earning a midseason call up to Triple-A Buffalo.
- Made 38 combined appearances (19 starts) between the two levels, pitching to a 3-7 record and a 3.76 ERA (37 ER/88.2 IP).
- Struck out 100 batters on the year, posting a 10.15 strikeout-per-nine rate.

Bold – career high; Red – league high

Year	Club & League	W-L	ERA	G	GS	CG	SHO	SV	IP	H	R	ER	HR	HB	BB	IBB	SO	WP	BK	AVG
2021	Vancouver (HAW)	2-0	2.70	11	0	0	0	0	20.0	11	6	6	0	1	4	0	34	2	0	.162
2022	New Hampshire (EL)	0-5	4.02	20	17	0	0	0	56.0	40	25	25	12	2	21	0	67	3	0	.196
	Buffalo (IL)	3-2	3.31	18	2	0	0	2	32.2	23	12	12	6	0	16	0	33	1	0	.195
	Minor Totals	5-7	3.56	49	19	0	0	2	108.2	74	43	43	18	3	41	0	134	6	0	.190

TRANSACTIONS

- Selected by the Toronto Blue Jays in the 6th round of the 2021 First-Year Player Draft

PROFESSIONAL CAREER:

MINORS:

- Spent his first professional season in 2021 with High-A Vancouver.
- Appeared in 11 games for the Canadians, going 2-0 with a 2.70 ERA (6 ER/20.0 IP) and a 0.75 WHIP while holding opponents to a .162 batting average.
- Of the 74 batters faced, struck out 34 while issuing just four walks.

HOW LONG DID IT TAKE

LONGEST OFFICIAL GAME

HOME 6:37-Aug. 10, 2014 vs. Detroit (19 inn.)
 ROAD 6:00-Sept. 5, 2017 at Boston (19 inn.)

SHORTEST OFFICIAL GAME

1:04-Sept. 15, 1977 vs. Baltimore (forfeit, 4.5 inn.)

LONGEST NINE-INNING GAME

HOME 4:15-April 11, 1988 vs. New York
 ROAD 4:23-Sept. 6, 2020 at Boston

SHORTEST NINE-INNING GAME

ROAD 1:39-June 16/77 vs. Detroit
 HOME 1:33-Sept. 28/82 (GM1) vs. Minnesota





KIER MAIER KEVIN

39
OUTFIELDER

BIRTHDATE April 22, 1990
OPENING DAY AGE 32
BIRTHPLACE Fort Wayne, IN
RESIDENCE Tampa, FL
INSTAGRAM @kevinkiermaier_39

BATS/THROWS L/R
HEIGHT/WEIGHT 6-1/210
CONTRACT STATUS signed thru 2023
M.L. SERVICE 8.131
OPTIONS USED 1 of 3

PERSONAL:

- Kevin James Kiermaier.
- Kevin and his wife, Marisa, have two sons, Karter and Krew.
- Since 2019, with an annual donation to the Children's Dream Fund, Kevin and Marisa have fulfilled the dreams of numerous children living with life-threatening illnesses, as part of their Kiermaier's Kids program.
- Set a personal best when he hauled in a 43-pound buffalo carp at 2 a.m. while bowfishing in Wisconsin in 2019...Made the catch from his custom boat, christened "Outlaw Bowfishing" or "The OB" for short.
- His older brother, Dan, was promoted to head groundskeeper for the Cubs ahead of the 2020 season...Has been with the Cubs since 2016.
- As a freshman at Parkland College in Champaign, IL, in 2009, hit .429 with 13 3B, 13 HR, 50 RBI and 84 runs in 54 games... The Cobras won the National Junior College championship with a 49-9 mark...The following season he hit .426 with 17 HR, 71 RBI and 91 runs in 56 games while the Cobras finished 5th in the nation with a 50-13 record.
- Selected by the Rays in the 31st round (941st overall) of the 2010 Amateur Draft...Only four players in club history were drafted later and reached the majors with the Rays: **Ryan Garton** (34th round) in 2012, **Joey Gathright** (32nd round) in 2001, **Chad Gaudin** (34th round) in 2001, and **Travis Phelps** (89th round) in 1996.
- Participated in the Toronto portion of the 2023 Blue Jays Winter Tour.

LAST SEASON:

- Limited to 63 games (57 starts) with the Rays due to hip injuries.
- By service time, is the 2nd-longest-tenured Ray of all-time behind **Evan Longoria**.
- In Baseball America's Best Tools survey of MLB managers, coaches, and executives, was ranked as the AL's 3rd-best Defensive Outfielder behind **Byron Buxton** and **Michael A. Taylor**.
- Made his 8th straight Opening Day roster, all starts in center field...Tied **Carl Crawford** for the 2nd-most Opening Day starts in franchise history behind **Evan Longoria** (9).
- On April 23 vs. BOS, hit a walk-off, two-run [homer](#) off **Hansel Robles** in the 10th inning, the 1st walk-off homer of his career and 4th walk-off hit.
- Recorded multiple hits in five consecutive games from May 17-24, batting .542 (13-for-24) with three homers and six RBI over that stretch...Marked the longest streak of multi-hit games in his career and the longest streak by a Ray since **Austin Meadows** (5) from May 26-30, 2019.
- On May 21 at BAL, started in the leadoff spot for the first time since April 29, 2021 vs. OAK and went 3-for-4 with a solo homer...Marked his 3rd consecutive three-hit game, the longest such streak of his career and tied for the longest in club history (7th time).
- On May 24 vs. MIA, hit an inside-the-park [homer](#) on the 1st pitch of the bottom of the 1st inning off **Pablo López**...Was the fourth inside-the-park homer of his career, breaking a tie with **Carl Crawford** for the most in franchise history...Marked the 21st inside-the-park homer in club history...Became the 1st player in franchise history to hit a leadoff, inside-the-park homer and the first player in the majors to do so since **Whit Merrifield** on Aug 9, 2019 at DET...Became the 3rd player since pitch-tracking data was available (1988) to hit a leadoff, inside-the-park homer on the 1st pitch, following **Denard Span** on Aug 19, 2017 vs. PHI and **Byron Buxton** on Oct 2, 2016 at CHW.
- On June 11 at MIN, started an 8-6-5 relay to throw out **Jose Miranda** at third base in the 3rd inning...Marked his second outfield assist in his last four games (all starts) after a stretch of 109 games (96 starts) in center field without one...It was the 52nd outfield assist of his career, tying **B.J. Upton** for the most in franchise history.
- On July 5 at BOS, hit a bases-clearing double off **Nick Pivetta** in the 1st inning and added a RBI fielder's choice in the 6th... The four RBI marked his most since July 7, 2021 (G1) vs. CLE (5).
- Landed on the injured list with left hip inflammation from June 21-30, and was listed again with the same injury from July 10 through the remainder of the season...Underwent surgery on Aug. 3 to address the impingement and repair the labrum in his left hip, performed by Dr. Thomas Byrd in Nashville.

BIOGRAPHIES

LAST SEASON

HISTORY

RECORDS

OPPONENTS

PLAYER DEV.

MEDIA & MISC.



Bold – career high; Red – league high

Table with columns: Year, Club and League, AVG, G, AB, R, H, 2B, 3B, HR, RBI, BB, IBB, SO, SB, CS, OBP, SLG, OPS, SH, SF, HBP. Includes rows for 2010-2022 and MAJOR TOTALS.

WILD CARD RECORD

Table with columns: Year, Club and Opp., AVG, G, AB, R, H, 2B, 3B, HR, RBI, BB, IBB, SO, SB, CS, OBP, SLG, OPS, SH, SF, HBP. Includes rows for 2013-2022 and TOTALS.

DIVISION SERIES RECORD

Table with columns: Year, Club and Opp., AVG, G, AB, R, H, 2B, 3B, HR, RBI, BB, IBB, SO, SB, CS, OBP, SLG, OPS, SH, SF, HBP. Includes rows for 2019-2021 and TOTALS.

CHAMPIONSHIP SERIES RECORD

Table with columns: Year, Club and League, AVG, G, AB, R, H, 2B, 3B, HR, RBI, BB, IBB, SO, SB, CS, OBP, SLG, OPS, SH, SF, HBP. Includes row for 2020 TB vs. HOU.

WORLD SERIES RECORD

Table with columns: Year, Club and League, AVG, G, AB, R, H, 2B, 3B, HR, RBI, BB, IBB, SO, SB, CS, OBP, SLG, OPS, SH, SF, HBP. Includes row for 2020 TB vs. LAD.

HOME RUN BREAKDOWN

Table with columns: Total, H, A, ONE GAME (2, 3, 4), GS, LO, XN, IP, PH, RHP, LHP.

TRANSACTIONS

- List of transactions including player drafts, injuries, and signings.

GAME HIGHS

Table with columns: Category (ML Debut, Runs, Hits, Home Runs, RBI, Stolen Bases, Last ML Home Run, Longest Hitting Streak, Longest On-Base Streak, Longest Hitless Streak) and Value.



MILESTONES

Category	Date	Opponent	Pitcher	Notes
Hit	1 May 17, 2014	at Los Angeles (AL)	Wilson	Single
Home Run	1 May 18, 2014	at Los Angeles (AL)	Morin	2R
Multi-HR Game (3)	1 Sept. 8, 2016	at New York (AL)	Sabathia, Sabathia	1R, 1R
	2 Aug. 23, 2017	Toronto	Stroman, Stroman	2R, 1R
	3 Sept. 5, 2018	at Toronto	Sanchez, Sanchez	1R, 1R
Grand Slam HR (2)	1 July 9, 2014	Kansas City	Ventura	4th inning
	2 June 25, 2018	Washington	Gonzalez	2nd inning
Leadoff HR (4)	1 Aug. 20, 2017	Seattle	Gallardo	—
	2 Sept. 12, 2017	New York (AL)	Gray	—
	3 Sept. 24, 2017	at Baltimore	Tillman	—
	4 May 24, 2022	Miami	López	—
Walk-off HR	1 April 23, 2022	Boston	Robles	2R, 10th inning
Extra-Inning HR (4)	1 June 3, 2015	at Los Angeles (AL)	Street	1R, 10th inning
	2 April 19, 2016	at Boston	Barnes	1R, 10th inning
	3 Sept. 15, 2017	Boston	Workman	1R, 14th inning
	4 April 23, 2022	Boston	Robles	2R, 10th inning
Inside-The-Park HR (4)	1 May 31, 2014	at Boston	Wilson	1R, 8th inning
	2 May 23, 2019	at Cleveland	Plutko	3R, 6th inning
	3 Aug. 13, 2021	at Minnesota	Gant	1R, 6th inning
	4 May 24, 2022	Miami	López	1R, 1st inning
RBI	1 May 18, 2014	at Los Angeles (AL)	Morin	2R-HR
Stolen Base	1 June 5, 2014	Miami	Turner	3rd base
			C-Realmuto	

PROFESSIONAL CAREER:

MINORS:

- Made his professional debut for Rookie-level Princeton in 2010...Hit a team-high.303 while his seven triples ranked 2nd in the Appalachian League.
- In 2011, recorded a career-high 27 stolen bases for Class-A Bowling Green...Played for the Canberra Cavalry in the Australian Baseball League...Ranked by Baseball America as the Best Defensive Outfielder in the organization after the season.
- Started the 2012 season with Class-A Charlotte, but missed 63 games due to a pair of injuries...Broke his left middle finger on a bunt attempt in the 2nd game of the season...Returned in June, but 10 days later broke the hamate bone in his right hand on a swing...Received a lateseason promotion to Triple-A Durham.

2013:

- Made his **MLB debut** in 2013 as a late-inning defensive replacement in the Game 163 tiebreaker at TEX as well as the AL Wild Card Game at CLE.
- Selected off the Durham roster on Sep 30, the day of Game 163...Became the 1st player to make his Major League debut in a single-game tiebreaker and just the 2nd to make his debut in his team's 163rd game of a season (or later), according to *Elias*...The other was NYY's **Elvio Jiménez** in their 164th and final game of the 1964 season.
- Named to the Southern League Mid-Season and Post-Season All-Star teams.
- Ranked by Baseball America as the No. 10 prospect in the Rays system following the season...The publication also tabbed him as the Best Defensive Outfielder and Best Outfield Arm in the organization.

2014:

- Appeared in 108 games in 2014, including 89 starts (57 in right, 32 in center).
- Was one of three finalists for the Rawlings AL Gold Glove Award for right field, won by **Nick Markakis**...Was one of three rookies chosen as a Gold Glove finalist, along with **Billy Hamilton** and **Jackie Bradley Jr.**
- Named to Baseball America's All-Rookie Team, alongside outfielders **George Springer** and **Billy Hamilton**.
- His eight triples led AL rookies...His .450 SLG ranked 3rd among AL rookies (min. 100G), trailing **José Abreu** (.581) and **Danny Santana** (.472)...It was the highest by a Rays rookie since **Evan Longoria** (.531) in 2008.
- On April 12 at CIN, in his 1st Major League start, threw out **Joey Votto** at home.
- Collected his 1st hit on May 17 at LAA, an infield single off **C.J. Wilson**...The next day, hit his 1st career homer, a two-run, opposite field shot in the 7th inning off **Mike Morin**...Earlier in that game, made a leaping catch against the right-center field wall to rob **Erick Aybar** of extra bases and earn the top Web Gem on ESPN's Baseball Tonight.
- Hit an inside-the-park home run on May 31 at BOS, the first player to do so within his first 10 games since **Joe Borchard** in 2002...Became the first visiting player to hit an inside-the-park home run at Fenway Park since Baltimore's **David Newhan** on July 21, 2004.
- Claimed the No. 1 spot on ESPN SportsCenter's Top 10 Plays twice in a span of 10 days...On June 11 vs. STL, his bases-loaded, inning-ending diving catch in right-center field robbed **Peter Bourjos**...On June 20 vs. HOU, dove for a **George Springer** foul ball near the Rays bullpen.
- On July 9 vs. KC, went 4-for-4 with a grand slam, the 1st Rays rookie to record four hits and a slam...Became the first rookie since 1901 with four hits and a grand slam from the No. 9 spot in the batting order.
- Despite playing only 34 games for Durham, was ranked by Baseball America as the Best Defensive Outfielder in the International League in its Best Tools survey.



2015:

- Claimed his 1st Rawlings Gold Glove Award, besting **Kevin Pillar** and **Mike Trout** for the honour...Was later announced as the Rawlings AL Platinum Glove Award winner as the best defender at any position.
- Named Defensive Player of the Year in the Esurance MLB Awards.
- Led all MLB players with 38 Defensive Runs Saved, the highest mark since 2003, when Baseball Info Solutions started tracking it.
- Led all center fielders with 15 outfield assists, one shy of the club record for a center fielder (**B.J. Upton** - 16 in 2008).
- Ranked 3rd in the AL with 7.4 Wins Above Replacement, trailing only **Mike Trout** (9.4) and **Josh Donaldson** (8.8).
- On April 24 vs. TOR, circled the bases on an error by **Steve Tolleson**...According to the Elias Sports Bureau, he was the 1st player in club history to score on a four-base error and the first to do it in the Majors since **Jason Bay** on April 21, 2011 vs. HOU.
- Recorded his 1st career walk-off RBI on Sep 20 vs. BAL, delivering an infield single in the 9th inning off **Zack Britton**.
- For the second straight year, was the Rays recipient of the MLB Alumni Association's Heart and Hustle Award.

2016:

- Claimed the Rawlings AL Gold Glove Award for center field for a second straight year...Won the award over finalists **Kevin Pillar** and **Jackie Bradley Jr.**
- Joined **Ichiro Suzuki** (2001-2002) as the only AL outfielders to win a Gold Glove in each of their first two full seasons in the Majors, dating back to when the awards were first presented in 1957.
- Won the Wilson Defensive Player of the Year Award in center field.
- His 25 Defensive Runs Saved led MLB center fielders and ranked 2nd among all players behind **Mookie Betts** (30).
- Established career highs with 21 stolen bases and 40 walks despite missing 48 games with a left hand fracture.
- On May 21 at DET, sustained two fractures in his left hand while diving for **James McCann**'s single in the 6th inning... Underwent surgery on May 24, performed by Dr. Doug Carlan in St. Petersburg.
- Compiled a career-long 13-game hitting streak from Aug 27-Sep 9, batting .407 (22-for-54).
- On Sep 8 at NYY, recorded the first multi-homer game of his career with solo shots off **CC Sabathia** in his first two trips to the plate...Became the first Rays left-handed hitter with two home runs vs. LHP in the same game since **Johnny Damon** on Aug 29, 2011 at TOR.

2017:

- Established a career high in home runs (15).
- Appeared in 98 games with 95 starts, all in center field...Was on the injured list from June 9-Aug. 17 with a right hip fracture, missing 61 games.
- Ranked 2nd among center fielders with 22 Defensive Runs Saved.
- On March 20, signed a six-year contract with a club option for 2023...The deal was worth a guaranteed \$53.5 million and could raise to \$66.15 million with the option and incentives.
- Was ejected by home plate umpire **Mike Muchlinski** for arguing balls and strikes on April 9 vs. TOR, his 1st career ejection.
- Homered in the 14th inning on Sept. 15 vs. BOS, the 3rd time in club history there was a game-tying **homer** in extras and the latest in a game in team history.

2018:

- Missed significant time for a third consecutive season...Missed 57 games from April 16-June 18 with a torn ligament in his right thumb...Despite the missed time, ranked 3rd in the AL with nine triples, one shy of teammate **Mallex Smith** and **Yolmer Sánchez**.
- Won his second Wilson Defensive Player of the Year Award in center field (2016)...Despite his missed time, his 13 Defensive Runs Saved in center field tied for 3rd in the majors to **Lorenzo Cain** (18) and **Ender Inciarte** (17).
- On June 25 vs. WSH, hit the second **grand slam** of his career, off **Gio Gonzalez**...Was the first time a Rays lefty hit a grand slam off a left-handed pitcher since **Matt Joyce** on May 25, 2012 at BOS...Was the fourth time in club history the Rays got a grand slam from a leadoff hitter.

2019:

- Claimed the Rawlings AL Gold Glove Award for center field...Won the award over finalists **Jackie Bradley Jr.** and **Mike Trout**...Marked his third Gold Glove Award, tying **Evan Longoria** for the most in club history.
- Became the 3rd center fielder to win three (or more) Gold Glove Awards since Rawlings began awarding them to individual outfield positions in 2011, joining **Adam Jones** (2012-2014) and **Ender Inciarte** (2016-2018).
- His 13 Defensive Runs Saved were the most among AL center fielders, ahead of **Byron Buxton** (10) and **Oscar Mercado** (10).
- In Baseball America's Best Tools survey of Major League managers, coaches and executives, was ranked as the AL's 2nd-best Defensive Outfielder behind **Byron Buxton**, and 2nd-best Outfield Arm behind **Ramon Laureano**.
- On May 23 at CLE, hit an inside-the-park, three-run **homer** in the 6th inning...Was the 2nd inside-the-park home run of his career, following May 31, 2014 at BOS.
- Started all six postseason games in center field...In Game 3 of the ALDS vs. HOU, his three-run **homer** off **Zack Greinke** in the 2nd inning gave the Rays their first lead of the series...Was the Rays first postseason homer at Tropicana Field since **José Lobaton**'s walk-off in Game 3 of the 2013 ALDS vs. BOS, and the two were hit to nearly identical spots.

2020:

- Tied for 3rd among all outfielders with 10 Defensive Runs Saved, behind **Joey Gallo** (13) and **Byron Buxton** (11).
- His six outfield assists tied for 3rd in the majors and were one shy of the leaders, **Teoscar Hernández** and **Alex Verdugo**.
- Was one of four players in the majors with multiple walk-off hits, joining **Javier Báez**, **César Hernández**, and **Joey Votto**... Both came in a span of 22 games (20 starts), compared to one in his first 682 career games (622 starts)...Both walk-off hits were against the Blue Jays, becoming the 5th player in franchise history with two walk-off hits against the same team in a single season, joining **José Lobaton** (2013 vs. TOR), **Johnny Damon** (2011 vs. MIN), **B.J. Upton** (2007 vs. TOR), and **Travis Lee** (2003 vs. BAL).
- Homered in three straight games from Aug. 30-Sept. 1, his only three homers in the regular season...It was the 4th time in his career to homer in three straight games (last: Sept. 12-15, 2017).
- Received the Paul C. Smith Champion Award, given to the club's most exemplary professional...Joined **John Flaherty** as the only Rays to be recognized with the honour by the Tampa Bay Chapter of the BBWAA in back-to-back years.
- In Game 3 of the ALDS at NYY, hit the 2nd **homer** of his postseason career, a year to the date from the 1st...Was a three-run homer off **Masahiro Tanaka** in the 4th inning, breaking a 1-1 tie.
- In Game 4 of the World Series vs. LAD, hit a game-tying, solo **homer** off **Pedro Báez** in the 7th inning and singled and scored the game-tying run in the 9th inning...Became the 6th player all-time to hit a game-tying homer in the World Series out of the No. 9 spot, and the first since **Chili Davis** in Game 3 of the 1991 World Series at ATL.



2021:

- Appeared in 122 games and made 101 starts, all in center field...His .259 AVG marked his highest since 2017 (.276) and included a .333 clip in Sept./Oct. and .289 from June 6 through season's end.
- His seven triples tied for 2nd in the AL behind **Shohei Ohtani** (8), and tied for 4th in the majors.
- In Baseball America's Best Tools survey of MLB managers, coaches and executives, was ranked as the AL's Best Defensive Outfielder.
- Was one of three finalists for the Rawlings AL Gold Glove Award for center field, won by **Michael A. Taylor**.
- His 13 Defensive Runs Saved tied for 8th among all outfielders and tied for 3rd among center fielders behind **Michael A. Taylor** (19) and **Harrison Bader** (15).
- Recorded a career-high five RBI on July 7 vs. CLE (1), with a two-run double in the 1st inning and three-run homer in the 3rd...The homer was his first at home in the regular season since Sep 24, 2019 vs. NYY.
- Hit the 3rd inside-the-park [homer](#) of his career on Aug. 13 at MIN...It was the first inside-the-park homer for the Rays since **Avisail Garcia** on May 28, 2019 vs. TOR.
- Underwent right knee arthroscopic surgery on Nov. 3, performed by Dr. Koco Eaton in St. Petersburg, to address a small meniscus tear.

Career-Highs - Statcast

	Speed/Distance	Date
Hardest Hit Ball:	112.2 MPH	Aug. 1, 2015 at BOS
Farthest Hit Ball:	443 ft	Aug. 20, 2017 vs. SEA
Top Sprint Speed:	31.2 ft/s	June 24, 2015 vs. TOR





KIKUCHI YUSEI

16

PITCHER

BIRTHDATE June 17, 1991
 OPENING DAY AGE 31
 BIRTHPLACE Morioka, Japan
 RESIDENCE Tokyo, Japan
 INSTAGRAM yusei18

BATS/THROWS L/L
 HEIGHT/WEIGHT 6-0/210
 CONTRACT STATUS signed thru 2024
 M.L. SERVICE 4.000
 OPTIONS USED 0 of 3

PERSONAL:

- Yusei Kikuchi...Pronounced YOU-say key-KOO-chee.
- Resides for most of the offseason with his wife, Rumi, and son, Leo, in Arizona...Rumi previously worked as a broadcaster for NHK TV.
- Pitched for Hanamaki Higashi High School in Japan where he led the team to to a runner-up finish at the national high school invitational in April, 2009, and to the semifinals in the national championship in August, 2009...Became the top pick in the 2009 NPB Draft by the Saitama Seibu Lions.
- Is the 7th Japanese-born player to play for the Blue Jays, and the 5th pitcher to do so, joining **Mike Nakamura** (2004), **Tomo Ohka** (2007), **Ryota Igarashi** (2012), and **Shun Yamaguchi** (2020).

LAST SEASON:

- Over 20 starts, went 4-7 with a 5.25 ERA (48 ER/82.1 IP).
- Gave up 3R/2ER on five hits over 3.1 innings (2BB, 2K) in his Blue Jays debut on April 12 at NYY.
- Made his 1st start at Rogers Centre as a Blue Jay on April 24 at HOU...Settled for a no-decision, giving up 4R/2ER on three hits over 3.2 innings (5BB, 4K, HR).
- Earned his 1st win as a Blue Jay on May 4 vs. NYY, tossing 6.0 innings of one-run ball, surrendering three hits and a walk with seven strikeouts...Marked his 1st quality start of the season...Induced a season-high 15 swing-and-misses.
- Won his 2nd game of the season on May 16 vs. SEA, his 1st meeting with his former 'mates...Began the evening with 4.0 no-hit frames before finishing with 6.0 innings of one-hit, shutout ball (3BB, 6K)...Allowed no more than one hit in a start for the 3rd time in his career.
- In the month of May, went 2-0 over five starts with a 2.36 ERA (7 ER/26.2 IP) and 31 strikeouts while holding batters to a .177 average.
- Tossed 6.0 innings of one-run ball on June 30 vs. TB, scattering four hits and a walk with a season-high eight strikeouts on 80 pitches (50 strikes)...Punched out **Taylor Walls** in the 5th for his 400th career **strikeout**, becoming the 15th Japanese-born player to reach the milestone.
- Went on the injured list with a neck strain from July 6-27.
- Picked up his 4th win on July 28 vs. DET, throwing 5.0 innings of one-run ball in his return from the IL...Gave up two hits and a walk while striking out five batters on 67 pitches (46 strikes).
- Moved to the bullpen in mid August and kept a 4.91 ERA (10 ER/18.1 IP) while going 2-0 in 12 relief appearances.
- Earned his 1st career MLB **save** on Sept. 30 vs. BOS, throwing 3.0 innings of shutout ball with a hit, a walk, and five strikeouts.

Bold – career high; Red – league high

Year	Club & League	W-L	ERA	G	GS	CG	SHO	SV	IP	H	R	ER	HR	HB	BB	IBB	SO	WP	BK	AVG
2011	Seibu (NPB)	4-1	4.14	10	9	2	0	0	54.1	63	26	25	6	3	8	0	24	1	0	
2012	SEIBU (NPB)	4-3	3.10	14	12	0	0	1	81.1	75	34	28	5	1	25	0	57	3	0	
2013	SEIBU (NPB)	9-4	1.92	17	17	3	3	0	108.0	79	28	23	5	3	44	0	92	2	0	
2014	SEIBU (NPB)	5-11	3.54	23	23	1	0	0	139.2	133	61	55	9	5	78	0	111	7	1	
2015	SEIBU (NPB)	9-10	2.84	23	21	0	0	0	133.0	97	48	42	9	2	55	1	122	5	1	
2016	SEIBU (NPB)	12-7	2.58	22	22	2	0	0	143.0	117	51	41	7	2	67	0	127	3	0	
2017	SEIBU (NPB)	16-6	1.97	26	26	6	4	0	187.2	122	49	41	16	6	49	0	217	6	0	
2018	SEIBU (NPB)	14-4	3.08	23	23	1	0	0	163.2	124	59	56	16	4	45	1	153	7	0	
2019	SEATTLE (AL)	6-11	5.46	32	32	1	1	0	161.2	195	109	98	36	6	50	0	116	5	1	.295
2020	SEATTLE (AL)	2-4	5.17	9	9	0	0	0	47.0	41	27	27	3	0	20	0	47	3	0	.238
2021	SEATTLE (AL)	7-9	4.41	29	29	0	0	0	157.0	145	82	77	27	5	62	0	163	6	0	.243
2022	Buffalo (IL)	1-0	0.00	1	1	0	0	0	5.0	2	0	0	0	0	3	0	4	0	0	.133
	TORONTO (AL)	6-7	5.19	32	20	0	0	1	100.2	93	67	58	23	9	58	0	124	3	0	.243
	NPB Minor Totals	4-1	4.14	10	9	2	0	0	54.1	63	26	25	6	3	8	0	24	1	0	
	NPB Totals	69-45	2.69	148	144	13	7	1	956.1	747	330	286	67	23	363	2	879	33	2	
	Minor Totals	1-0	0.00	1	1	0	0	0	5.0	2	0	0	0	0	3	0	4	0	0	.133
	MAJOR TOTALS	21-31	5.02	102	90	1	1	1	466.1	474	285	260	89	20	190	0	450	17	1	.262

TRANSACTIONS

- Signed by the Seattle Mariners on January 2, 2019
- Signed by the Toronto Blue Jays on March 14, 2022
- On injured list (neck strain) from July 6-27, 2022



GAME HIGHS

ML Debut	March 21, 2019 at OAK	ER Allowed	7 – 3x, last: Aug. 20, 2021 at HOU
Innings Pitched:		HR Allowed	4 – Aug. 2, 2019 at HOU
Starter	9.0 – Aug. 18, 2019 at TOR	Low Hit CG	2 – Aug. 18, 2019 at TOR
Reliever	3.0 – 2x, last: Sept. 30, 2022 vs. BOS	Last Win	Oct. 5, 2022 at BAL (2)
Walks:		Last Save	Sept. 30, 2022 vs. BOS
Starter	6 – Sept. 18, 2020 at SD	Last CG	Aug. 18, 2019 at TOR
Reliever	3 – Aug. 23, 2022 at BOS	Last ShO	Aug. 18, 2019 at TOR
Strikeouts:		Last Start	Aug. 15, 2022 vs. BAL
Starter	12 – July 23, 2021 vs. OAK	Last Relief App.	Oct. 5, 2022 at BAL (2)
Reliever	6 – Aug. 26, 2022 vs. LAA	Longest Win Streak	5G – May 24–July 1, 2021
Hits Allowed	10 – 4x, last: Sept. 13, 2019 vs. CWS	Longest Losing Streak	4G – 3x, last: Aug. 20, 2021–April 12, 2022
		Scoreless Innings Streak	9.0 – Aug. 18, 2019

MILESTONES

Category	Date	Opponent	Notes
Start	1 March 21, 2019	at Oakland	ND - 4.2 IP, 4H, ER, BB, 3K
Win	1 April 20, 2019	at Los Angeles (AL)	as a starter - 5.0 IP, 10H, 4ER, 2BB, 3K
ShO (1)	1 Aug. 18, 2019	at Toronto	9.0 IP, 2H, BB, 8K
10+ Strikeout Games (4)			
	1 May 3, 2019	at Cleveland	10 strikeouts
	2 April 2, 2021	San Francisco	10 strikeouts
	3 May 11, 2021	at Los Angeles (NL)	11 strikeouts
	4 July 23, 2021	Oakland	12 strikeouts
Save	1 Sept. 30, 2022	Boston	3.0 IP, H, 0ER, BB, 5K

PROFESSIONAL CAREER:

JAPAN:

- In 2011, made his pro debut with Seibu's minor league team, going 4-1 with a 4.14 ERA (25 ER/54.1 IP), 24 strikeouts, and eight walks in 10 games (nine starts)...Pitched with Melbourne in the Australian Winter League.
- In his 1st season with Seibu's major league team in 2012, compiled a record of 4-3 with a 3.10 ERA (28 ER/81.1 IP), 57 strikeouts, and 25 walks in 14 games (12 starts)...Earned his 1st professional save.
- In 2013, recorded three shutouts and allowed only five home runs over 17 starts with the Lions (1.92 ERA).
- Made 23 starts with Seibu in 2014, posting a 3.54 ERA while striking out 111 batters in 139.2 innings pitched.
- In 2015, made 23 appearances, including 21 starts, with Seibu...Posted a record of 9-10 with a 2.84 ERA (42 ER/133.0 IP), 122 strikeouts, and 55 walks.
- Reached double-digits in wins for the first time in his career in 2016...In 22 starts with Seibu, worked two complete games.
- Led the Pacific League in wins (16) and ERA (1.97) in 2017...Tossed a career-high 187.2 innings...Made 26 starts with Seibu, recording six complete games and four shutouts.
- In 2018, went 14-4 with a 3.08 ERA (56 ER/163.2 IP), 153 strikeouts, and 45 walks in 23 starts for the Lions...Named to the NPB All-Star Team for the 3rd time in his career (also: 2013 and 2017)...Earned double-digit wins (14) for the 3rd consecutive season, following 12 wins in 2016 and a league-best 16 wins in 2017.

2019:

- Made his **MLB debut** on March 21 against Oakland at the Tokyo Dome in Japan...Became the 1st Japanese-born player to make his Major League debut in Japan, picking up a no-decision (4.2 IP, 4H, ER, BB, 3K).
- Earned his 1st Major League win on April 20 at LAA...Worked 5.0 innings, allowing four runs on 10 hits and two walks while striking out three.
- His 32 starts tied for 4th-most by a rookie in single-season M's history (also: **Matt Young** in 1983), trailing only **Mark Langston** (33 in 1984), **Dave Fleming** (33 in 1992), and **Freddy Garcia** (33 in 1999), and tied for the Major League lead among rookies in 2019 (also: **Sandy Alcantara**, **Dakota Hudson**, and **Merrill Kelly**).
- Finished the season with 116 strikeouts, 6th-most in club history by a Mariners rookie.
- Recorded his 1st career complete game shutout on August 18 at TOR, pitching 9.0 scoreless innings and allowing only two hits and a walk with eight strikeouts...Became just the 13th pitcher (17th time) in club history to throw a complete game shutout within his first 30 career appearances (last: **Mike Montgomery** on June 30, 2015 at SD).

2020:

- Was one of 10 players in baseball to make nine or more starts and allow no more than three home runs in 2020.
- Held opponents to a .190 batting average at T-Mobile Park, allowing just four extra-base hits with 24 strikeouts and a .513 OPS in four starts.
- His four-seam fastball averaged 95.0 MPH over 298 throws in 2020...Among left-handed pitchers with at least 250 four-seamers thrown, Kikuchi ranked 2nd in MLB behind only **Jesús Luzardo**, who averaged 95.9 MPH.



2021:

- Set personal bests with seven wins and 163 strikeouts (16th in the AL).
- Averaged a career-high 9.30 SO/9.
- Named to the American League All-Star Team for the 1st time on July 4...Was on the AL club but did not pitch...Became the 14th Japanese-born player to be selected to participate in the Midsummer Classic.
- In the 1st half of the season, went 6-4 with a 3.48 ERA (38 ER/98.1 IP) with 73 hits, 34 walks, and 98 strikeouts in 16 starts.
- Recorded a career-best streak of six quality starts from April 29-May 30, a streak ended when Kikuchi was forced to leave the game on June 5 at LAA after being hit with a comebacker, having tossed just 4.0 innings on 64 pitches.
- Ran off a career-best five-game winning streak from May 24-July 1...Over the seven-start run, was 5-0 with a 1.87 (9 ER/43.1 IP) and 40 strikeouts...Included a four-start stretch from June 12-July 1 in which he posted a 1.01 ERA and 24 strikeouts in 26.2 innings...The last Mariner with an ERA that low and that many strikeouts over a four-start span was Félix Hernández in September of 2014 (0.96 ERA and 31 strikeouts in 28.0 innings).
- Had a career-high 12 strikeouts in 6.0 IP on July 23 vs. OAK...Was his 3rd double-digit strikeout game of the year and the 4th of his career.

Statcast Data

	2022	Career
Strikeout %:	27.4	22.1
Walk %:	12.6	9.3
Hard Hit %:	47.9	43.1
Fastest Pitch:	98.8 MPH	July 1, 2021 at TOR





KIRK ALEJANDRO

30 CATCHER

BIRTHDATE November 6, 1998
 OPENING DAY AGE 24
 BIRTHPLACE..... Tijuana, Mexico
 RESIDENCE..... Tijuana, Mexico
 INSTAGRAM..... @alexkirk5

BATS/THROWS R/R
 HEIGHT/WEIGHT 5-8/245
 CONTRACT STATUS..... signed thru 2023
 M.L. SERVICE 2.047
 OPTIONS USED 0 of 3

PERSONAL:

- Alejandro Kirk.
- Signed with the Blue Jays as an international free agent on September 24, 2016.
- His favourite player growing up was 11-time All-Star **Albert Pujols**.
- Ranked by Baseball America as the 70th overall prospect heading into the 2021 season (5th on Toronto).

LAST SEASON:

- Among AL batters, ranked 10th in OBP (.372) and 16th in AVG (.285).
- Claimed his 1st Silver Slugger Award, the 1st catcher in team history to do so...Led all MLB catchers in both AVG and OBP.
- Earned his 1st career All-Star nod, becoming the 4th All-Star catcher in Toronto history and the 1st to start the Midsummer Classic...Went 0-for-2 while catching 4.0 innings...Received the ceremonial opening pitch from six-time All-Star and fellow Mexican, **Fernando Valenzuela**.
- Struck out just 58 times over 541 PA while drawing 63 walks...His 9.33 PA/K was 4th best among qualified MLB hitters.
- Hit his 1st [homer](#) of the year on May 5 at CLE, snapping a career-long streak of 33 straight homerless games.
- Went 2-for-4 with a double, an RBI, and a walk while scoring four times on May 29 at LAA...Became the 3rd catcher in franchise history to score four runs in a game, joining **John Buck** (Aug. 20, 2010 at BOS) and **Ernie Whitt** (May 25, 1985 at CLE).
- On May 31 vs. CWS, finished the night 3-for-4 with a pair of two-run homers, his 1st multi-HR game of the year (3rd career).
- Hit his 5th home run on June 5 vs. MIN, homering in consecutive games for the 1st time in 2022 (2nd career)...Was his 4th longball in his last five contests.
- Went 4-for-5 on June 7 at KC for his 2nd career four-hit game (also Sept. 21, 2020 vs. NYY).
- Went deep on June 24 at MIL, homering in three consecutive games for the 1st time in his career...Finished 4-for-4 for his 3rd career four-hit game.
- Drilled a three-run shot in the 1st inning on June 26 at MIL for his 10th home run, part of a 2-for-4 game...Homered in four of his last five games.
- Put together a career-long nine-game hitting streak from July 12-26, batting .368 (14-for-38) with three extra-base hits and six RBI for a .943 OPS.
- Notched his career-high 14th [home run](#) with a solo shot in the 2nd inning on Sept. 25 at TB.

Bold – career high; Red – league high

Year	Club and League	AVG	G	AB	R	H	2B	3B	HR	RBI	BB	IBB	SO	SB	CS	OBP	SLG	OPS	SH	SF	HBP
2017	GCL Blue Jays (GCL)	.000	1	2	0	0	0	0	0	0	0	0	0	0	0	.333	.000	.333	0	0	1
2018	Bluefield (APP)	.354	58	206	31	73	10	1	10	57	33	3	21	2	0	.443	.558	1.001	0	3	2
2019	Lansing (MID)	.299	21	77	15	23	6	1	3	8	18	0	8	1	0	.427	.519	.946	0	1	0
	Dunedin (FSL)	.288	71	233	26	67	25	0	4	36	38	1	31	2	0	.395	.446	.841	0	1	4
2020	TORONTO (AL)	.375	9	24	4	9	2	0	1	3	1	0	4	0	0	.400	.583	.983	0	0	0
2021	Buffalo (AAA)	.347	14	49	7	17	3	0	2	13	5	0	9	0	0	.393	.531	.924	0	2	0
	TORONTO (AL)	.242	60	165	19	40	8	0	8	24	19	0	22	0	0	.328	.436	.764	0	2	3
2022	TORONTO (AL)	.285	139	470	59	134	19	0	14	63	63	2	58	0	0	.372	.415	.787	0	4	4
Minor Totals		.317	165	567	79	180	44	2	19	114	94	4	69	5	0	.416	.503	.919	0	7	7
MAJOR TOTALS		.278	208	659	82	183	29	0	23	90	83	2	84	0	0	.362	.426	.788	0	6	7

WILD CARD RECORD

Year	Club and Opp.	AVG	G	AB	R	H	2B	3B	HR	RBI	BB	IBB	SO	SB	CS	OBP	SLG	OPS	SH	SF	HBP
2020	TOR vs. TB	.333	1	3	0	1	0	0	0	0	0	0	0	0	0	.333	.333	.667	0	0	0
2022	TOR vs. SEA	.375	2	8	2	3	1	0	0	0	1	0	1	0	0	.444	.500	.944	0	0	0
TOTALS		.364	3	11	2	4	1	0	0	0	1	0	1	0	0	.417	.455	.872	0	0	0

HOME RUN BREAKDOWN

Total	ONE GAME											
	H	A	2	3	4	GS	LO	XN	IP	PH	RHP	LHP
23	13	10	3	0	0	0	0	0	0	0	16	7

TRANSACTIONS

- Signed by the Toronto Blue Jays on September 24, 2016
- On injured list (left hip flexor strain) from May 2-July 19, 2021

BIOGRAPHIES

LAST SEASON

HISTORY

RECORDS

OPPONENTS

PLAYER DEV.

MEDIA & MISC.



GAME HIGHS

ML Debut	Sept 12, 2020 vs. NYM	Stolen Bases	None
Runs	4 – May 29, 2022 at LAA	Last ML Home Run	Sept. 25, 2022 at TB
Hits	4 – 4x, last: Sept. 6, 2022 at BAL	Longest Hitting Streak	7G – Aug. 20-29, 2021
Home Runs	2 – 3x, last: May 31, 2022 vs. CWS	Longest On-Base Streak	7G – 2x, last: Aug. 20-29, 2021
RBI	4 – 2x, last: May 31, 2022 vs. CWS	Longest Hitless Streak	22AB – July 29-Aug. 7, 2022

MILESTONES

Category	Date	Opponent	Pitcher	Notes
Hit	1 Sept. 12, 2020	New York (NL)	Shreve	Single
Home Run	1 Sept. 21, 2020	New York (AL)	Green	1R
Multi-HR Game	1 April 30, 2021	Atlanta	Smyly, Santana	2R, 2R
	2 Sept. 7, 2021	at New York (AL)	Cole, Holmes	1R, 1R
	3 May 31, 2022	Chicago (AL)	Giolito, Giolito	2R, 2R
RBI	1 Sept. 21, 2020	New York (AL)	Green	Home Run

PROFESSIONAL CAREER:

MINORS:

- Started his pro career with a single game for the GCL Blue Jays in 2017, as he spent over two months on the disabled list.
- Spent all of 2018 with Rookie-level Bluefield...Batted .354 with a 1.001 OPS in 58 games, while connecting for 10 doubles, a triple, 10 homers and 57 RBI...Boasted a 33BB/21K ratio for the year...Tied for the Appalachian League lead in RBI while ranked 3rd in AVG, 4th in hits (73), 4th in OBP (.443), 4th in SLG (.558) and 6th in OPS (1.001)...Named a 2018 Post-Season All-Star.
- Began the 2019 season with 21 games for Class-A Lansing...Slashed .299/.427/.519 with 10 extra-base hits for the Lug-nuts...Promoted to Advanced-A Dunedin on May 3...Kept a .288 average and an .841 OPS in 71 games to close out the campaign...Named an MiLB.com Organizational All-Star at the end of the season.

2020:

- Had his contract selected on Sept. 11 and made his **MLB debut** with a start on Sept. 12 vs. NYM...At 21 years and 311 days old, made the 4th-youngest catcher debut in team history, behind **Brian Milner** (18.218 on June 23, 1978), **Carlos Delgado** (21.098 on Oct. 1, 1993) and **Greg Myers** (21.151 on Sept. 12, 1987)...Became the 2nd catcher in team history to skip Double-A and Triple-A, joining **Milner**, who went straight from the draft to the Majors...**Singled** off of **Chasen Shreve** in the 6th inning for his 1st career hit...Finished 1-for-3 with a walk and a run scored.
- Hit his **1st career home run** on Sept. 21 vs. NYY, becoming the youngest catcher in team history to do so...Led off the 3rd, 4th, 5th and 7th innings with a hit, becoming the 5th player in team history to lead off four innings with a hit in the same game...Became the 7th catcher in the last 50 years to record a four-hit game at the age of 21 or younger...Became the 7th player in team history with a four-hit game at 21 or younger (last: **Bo Bichette** on Aug. 12, 2019 at TEX).
- Made his postseason debut as the designated hitter in Game 1 of the ALWC on Sept. 29 at TB...At 21 years and 328 days old, was the 2nd youngest in MLB history to start at DH in the postseason, behind Oakland's **Claudell Washington** (21.035 on Oct. 5, 1975 at BOS)...Had the Blue Jays' **1st hit** of the playoffs, a single to start the 6th inning...Became the youngest player in team history to record a playoff hit, ahead of **Junior Felix** (22.003 in Game 3 of the 1989 ALCS vs. OAK)...Had both his DH and hit marks eclipsed a day later by **Vladimir Guerrero Jr.** (21.198).

2021:

- Hit .292 with a .916 OPS in Spring Training and broke camp with the Major League team.
- Picked up his **1st home run** of the season on April 14 vs. NYY...Was also his 1st hit of the year, snapping an 0-for-13 drought...Marked his 2nd career home run in his 16th career game, just the 2nd Blue Jays catcher to accomplish the feat (**J.P. Arencibia** - 4HR).
- Hit a home run in the **4th** and **5th** innings on April 30 vs. ATL...At 22 years and 175 days old, became the youngest catcher in team history with a multi-homer game (**Danny Jansen** - 24.080)...Also became the 5th catcher (6th time) in Blue Jays history with home runs in back-to-back innings (last: **Russell Martin** on May 25, 2016 at NYY).
- Placed on the injured list with a left hip flexor strain on May 2.
- Activated on July 20 and optioned to Triple-A Buffalo...Hit .347 (17-for-49) with three doubles, two homers, and 13 RBI over 14 rehab/MiLB games for the Bisons.
- Recalled from Buffalo on July 23 and went 1-for-3 that night at NYM.
- Caught **Joakim Soria** on Aug. 2 vs. CLE to form the 4th Mexican-born battery in MLB history (last: **Oliver Perez/Miguel Ojeda** for the Padres in 2003).
- Hit his **4th longball** of the year on Aug. 28 at DET, his 1st career homer on the road...Was his 1st career start at cleanup, finishing the game 1-for-5.
- Went 3-for-4 on Sept. 5 vs. OAK with a **three-run bomb**, his 5th home run of the year and 1st career home run at Rogers Centre.
- Hit a pair of **solo shots** as part of a 3-for-4 effort on Sept. 7 at NYY, his 2nd career **multi-homer effort**...Homered in consecutive games for the 1st time in his career.
- Crushed his **8th roundtripper** in Game 2 of a doubleheader on Sept. 11 at BAL, his 4th homer in his last six games.

Career-Highs - Statcast

	Speed/Distance	Date
Hardest Hit Ball:	110.1 MPH	June 4, 2022 vs. MIN
Farthest Hit Ball:	435 ft	April 30, 2021 vs. ATL
Top Sprint Speed:	27.0 ft/s	June 16, 2022 vs. BAL





LAWRENCE CASEY

62
PITCHER

NON-ROSTER

BIRTHDATE October 28, 1987
 OPENING DAY AGE 35
 BIRTHPLACE McSherrystown, PA
 RESIDENCE Hanover, PA
 INSTAGRAM @caseylawrence

BATS/THROWS R/R
 HEIGHT/WEIGHT 6-0/180
 CONTRACT STATUS signed thru 2023
 M.L. SERVICE 1.016
 OPTIONS USED 3 of 3

PERSONAL:

- Casey Lee Lawrence.
- Signed with the Blue Jays out of a NCAA Division III school, Albright College in Pennsylvania.
- Went undrafted in 2009 and 2010...Blue Jays scout **Bobby Gandolfo** signed him a week after the 2010 draft as a free agent.
- Went 15-4 for Albright striking out 181 over 192.1 career innings...Finished with a 2.53 ERA and only 21 walks during his time with Albright.

LAST SEASON:

- Selected to the Major League roster on May 4...Made his season debut on May 5 at CLE, tossing 1.1 scoreless innings of relief (H, BB)...Was his first MLB appearance since Sept. 26, 2018.
- In Game 1 of a doubleheader on July 2 vs. TB, threw 5.2 innings out of the bullpen, the longest relief outing of his career (7H, 6ER, 2HR, BB, 6K)...His six K's were the 2nd most in a game in his career (9 on April 22, 2017 at LAA).
- In 23 starts for Triple-A Buffalo, went 9-5 with a 2.79 ERA (39 ER/126.0 IP) and a 0.89 WHIP.
- Was named the International League Pitcher of the Week for May 30-June 5, pitching a complete game, one-hit shutout against Rochester on June 4 (7.0 IP, 1H, 5K).

Bold - career high; Red - league high

Year	Club & League	W-L	ERA	G	GS	CG	SHO	SV	IP	H	R	ER	HR	HB	BB	IBB	SO	WP	BK	AVG
2010	Lansing (MIDW)	1-1	3.98	4	3	0	0	1	20.1	21	9	9	1	3	3	0	13	1	0	.273
	Auburn (NYPL)	6-1	1.74	12	10	0	0	0	57.0	41	13	11	2	2	9	0	48	0	1	.202
2011	Lansing (MIDW)	11-8	3.08	22	21	2	0	0	125.2	123	57	43	9	1	22	0	97	1	2	.252
	Dunedin (FL)	3-1	2.84	4	4	1	0	0	25.1	26	8	8	3	0	2	0	14	1	0	.268
2012	Dunedin (FL)	9-6	3.63	24	23	1	0	0	138.2	149	60	56	9	1	21	0	90	1	1	.277
	New Hampshire (EL)	0-1	6.39	3	2	0	0	0	12.2	20	9	9	1	1	5	1	6	0	0	.392
2013	Dunedin (FL)	4-6	4.43	16	15	0	0	0	89.1	107	48	44	7	0	15	0	54	1	1	.302
	New Hampshire (EL)	0-0	2.70	2	2	0	0	0	10.0	9	4	3	2	0	3	0	6	0	0	.250
	Buffalo (IL)	0-1	11.25	1	1	0	0	0	4.0	10	6	5	0	0	2	0	3	0	0	.455
2014	New Hampshire (EL)	9-9	3.69	26	22	1	1	0	151.1	161	72	62	9	2	29	0	93	1	1	.276
2015	New Hampshire (EL)	12-13	4.52	26	26	1	0	0	161.1	208	92	81	9	2	32	1	91	4	0	.315
	Buffalo (IL)	0-1	5.68	1	1	0	0	0	6.1	9	4	4	1	0	0	0	6	0	0	.321
2016	New Hampshire (EL)	3-6	4.56	13	13	0	0	0	75.0	92	42	38	8	1	13	0	50	0	1	.311
	Buffalo (IL)	5-6	3.83	15	15	1	0	0	87.0	87	47	37	5	3	24	0	58	2	0	.260
2017	Buffalo (IL)	1-0	0.90	3	3	0	0	0	10.0	9	2	1	1	1	1	0	7	0	0	.231
	Tacoma (PCL)	2-4	4.08	11	7	1	1	0	57.1	50	26	26	7	1	10	0	41	0	0	.236
	TORONTO (AL)	0-3	8.78	4	2	0	0	0	13.1	21	14	13	2	0	11	3	7	0	0	.356
	SEATTLE (AL)	2-0	5.57	23	0	0	0	0	42.0	56	27	26	9	1	14	1	45	1	0	.318
	2 TEAMS	2-3	6.34	27	2	0	0	0	55.1	77	41	39	11	1	25	4	52	1	0	.328
2018	Tacoma (PCL)	7-5	3.31	19	16	1	1	1	98.0	98	40	36	11	2	13	0	89	1	0	.255
	SEATTLE (AL)	1-0	7.33	11	0	0	0	0	23.1	28	19	19	2	2	10	1	14	1	0	.298
2019	Hiroshima (JPWL)	4-8	4.80	22	22	0	0	0	110.2	129	65	59	13	7	19	1	76	2	0	.293
2021	New Hampshire (AANE)	1-1	3.00	4	4	0	0	0	21.0	14	7	7	2	1	4	0	18	0	0	.194
	Buffalo (AAAE)	7-2	4.85	21	10	0	0	0	65.0	65	36	35	10	3	13	0	62	1	1	.260
2022	Buffalo (IL)	9-5	2.79	23	23	2	1	0	126.0	95	41	39	18	3	17	0	106	1	0	.206
	TORONTO (AL)	0-1	7.50	6	0	0	0	0	18.0	23	15	15	5	1	4	0	11	0	0	.315
	Minor Totals	90-77	3.72	250	221	11	4	2	1341.1	1394	623	554	115	27	238	2	952	15	8	.269
	Japan Totals	4-8	4.80	22	22	0	0	0	110.2	129	65	59	13	7	19	1	76	2	0	.293
	MAJOR TOTALS	3-4	6.80	44	2	0	0	0	96.2	128	75	73	18	4	39	5	77	2	0	.318

TRANSACTIONS

- Signed by the Toronto Blue Jays on June 17, 2010.
- Claimed off waivers by the Seattle Mariners on May 11, 2017
- Signed by the Hiroshima Carp on December 4, 2018
- Signed by the Minnesota Twins on January 28, 2020
- Signed by the Toronto Blue Jays on May 19, 2021
- Signed by the Toronto Blue Jays on November 29, 2021
- Signed by the Toronto Blue Jays on January 6, 2023

BIOGRAPHIES

LAST SEASON

HISTORY

RECORDS

OPPONENTS

PLAYER DEV.

MEDIA & MISC.



GAME HIGHS

ML Debut	April 8, 2017 at TB	ER Allowed	6 – 3x, last: July 2, 2022 vs. TB (1)
Innings Pitched:		HR Allowed	2 – 4x, last: July 7, 2022 at SEA
Starter	6.1 – April 22, 2017 at LAA	Low Hit CG	None
Reliever	5.2 – July 2, 2022 vs. TB (1)	Last Win	Sept. 19, 2018 at HOU
Walks:		Last Save	None
Starter	3 – 2x, last: April 27, 2017 at STL	Last CG	None
Reliever	3 – 2x, last: June 1, 2017 vs. COL	Last ShO	None
Strikeouts:		Last Start	April 27, 2017 at STL
Starter	4 – April 22, 2017 at LAA	Last Relief App.	Oct. 5, 2022 at BAL (2)
Reliever	9 – June 1, 2017 vs. COL	Longest Win Streak	3G – Aug. 1, 2017–Sept. 19, 2018
Hits Allowed	11 – June 13, 2017 at MIN	Longest Losing Streak	3G – April 8–27, 2017
		Scoreless Innings Streak	10.0 – Sept. 9, 2017–April 9, 2018

MILESTONES

Category	Date	Opponent	Notes
Start	1 April 22, 2017	at Los Angeles (AL)	L - 6.1 IP, 8H, 5R/4ER, HR, 3BB, 4K
Win	1 Aug. 1, 2017	at Texas	as a reliever - 2.1 IP, 4H, 3ER, 3K

PROFESSIONAL CAREER:

MINORS:

- In his first professional season, pitched to a mark of 1.74 in 12 games (10 starts) with Class-A (short) Auburn in the New York-Penn League before being promoted to Class-A Lansing...With the Lugnuts, made three starts (4G), finishing with a 3.98 ERA (9ER/20.1IP).
- Spent most of 2011 with Lansing, making 21 starts (22G) before being promoted to Advanced-A Dunedin...In four starts with the D-Jays, posted a 2.84 ERA (8ER/25.1 IP), allowing three home runs in those outings.
- In his 3rd pro season in 2012, was selected to play in the Florida State League All-Star game, earning a hold after recording one inning of work.
- In 2013 was named as a FSL All-Star, tossing one scoreless inning of relief, recording one strikeout...Received Player of the Week honours (April 18-22) for the Florida State League.
- Awarded "Best Control" in the Eastern League by Baseball America's annual "Best Tools survey" in 2014 after he went 9-9 with a 3.69 ERA for the Fisher Cats...Named the Eastern League's Player of the Week for June 23-29.
- Allowed just 32 walks and nine home runs over 141.1 innings in 2015, while tossing one of only two complete games for New Hampshire on the season.
- Finished 2015 with 12 wins combined for New Hampshire and Triple-A Buffalo, 2nd most among Blue Jays minor league pitchers while 4th in strikeouts with 97.
- Split the 2016 season between New Hampshire and Buffalo...Had a string of 12 consecutive starts in which he did not allow more than three earned runs from June 19-Aug. 19...Retired 19 consecutive batters on July 21 at Harrisburg...Had his perfect game bid broken up in the 7th after allowing a single...Finished the year 5th among Blue Jays minor league pitchers in strikeouts (108).

2017:

- Selected by Toronto from Triple-A Buffalo on April 8 and made his **MLB debut** in relief later that day at Tampa Bay...Was 1-0 with a 0.90 ERA (1 ER/10.0 IP) and seven strikeouts in three starts with the Bisons before the callup.
- Claimed off waivers by Seattle on May 11 after being designated for assignment on May 8.
- Recorded his first Major League win on Aug. 1 at TEX (2.1 IP, 4H, 3ER, HR, 3K).
- Struck out nine batters over 5.0 innings of relief on June 1 vs. COL, setting a single-game Mariners record for strikeouts by a reliever.

2018:

- Appeared in 11 games for Seattle, going 1-0 with a 7.33 ERA (19 ER/23.1 IP) with two homers and 14 strikeouts.
- Made 19 appearances (16 starts) for Triple-A Tacoma, pitching to a 7-5 record and a 3.31 ERA (36 ER/98.0 IP).

2019:

- Spent the season pitching in Japan for the Hiroshima Carp.
- Suited up for 22 games, going 4-8 with a 4.80 ERA (59 ER/110.2 IP).

2020:

- Did not play due to the cancelled Minor League season.
- Spent the season at Minnesota's alternate training site.

2021:

- Signed with the York Revolution of the independent Atlantic League to start the year and had his contract selected by the Blue Jays on May 19.
- Split the rest of the campaign between Double-A New Hampshire and Triple-A Buffalo...Combined to go 8-3 with a 4.40 ERA (42 ER/86.0 IP), 17 walks, 80 strikeouts, and a 1.12 WHIP.
- His 13 walks over 65.0 innings with the Bisons were the fewest among Buffalo hurlers with at least 10 starts.

Statcast Data

	2022	Career
Strikeout %:	13.9	17.3
Walk %:	5.1	7.7
Hard Hit %:	36.5	34.5
Fastest Pitch:	93.9 MPH	Aug. 1, 2017 at TEX





LOPEZ OTTO

51

INFIELDER

BIRTHDATE October 1, 1998

OPENING DAY AGE 24

BIRTHPLACE Santo Domingo, D.R.

RESIDENCE Santo Domingo, D.R.

INSTAGRAM @o.lopez23

BATS/THROWS R/R

HEIGHT/WEIGHT 5-10/185

CONTRACT STATUS signed thru 2023

M.L. SERVICE 0.045

OPTIONS USED 2 of 3

PERSONAL:

- Otto Ariel Lopez.
- Spent his formative years, age 10 to 14, with his family in Montreal and speaks Spanish, French, and English.
- Signed by the Blue Jays as an international free agent on July 4, 2016.
- Listed by Baseball America as Toronto's 6th-best prospect heading into 2022.
- Played for Team Canada in the 2023 World Baseball Classic.

LAST SEASON:

- Recalled from Triple-A Buffalo on Aug. 6, Sept. 9, and Sept. 22.
- On Oct. 1 vs. BOS, singled off **Josh Winckowski** for his 1st career **hit** on his 24th birthday.
- Made his 1st career MLB start in the first game of the doubleheader on Oct. 5 at BAL, taking the field at shortstop...Notched his 1st career RBI as he went 5-for-8 between both games of the doubleheader (3RBI, BB, K).
- Played 91 games for the Bisons, batting .297 with 19 doubles, six triples, three homers, and 34 RBI while swiping 14 bases (.793 OPS).

Bold – career high; Red – league high

Year	Club and League	AVG	G	AB	R	H	2B	3B	HR	RBI	BB	IBB	SO	SB	CS	OBP	SLG	OPS	SH	SF	HBP
2017	GCL Blue Jays (GCL)	.275	51	178	30	49	6	3	1	15	19	0	23	7	3	.361	.360	.721	1	0	5
2018	Bluefield (APP)	.364	7	33	8	12	5	2	0	6	0	0	5	1	0	.382	.636	1.018	0	0	1
	Vancouver (NWL)	.297	51	175	31	52	7	4	3	22	26	0	21	13	6	.390	.434	.824	1	2	2
2019	Lansing (MID)	.324	108	447	61	145	20	5	5	50	34	0	63	20	15	.371	.425	.796	4	5	2
2021	New Hampshire (AA)	.331	70	278	52	92	24	1	3	39	28	1	62	7	3	.398	.457	.855	0	3	5
	Buffalo (AAA)	.289	43	173	36	50	8	3	2	25	13	1	26	15	1	.347	.405	.752	1	3	4
	TORONTO (AL)	.000	1	1	0	0	0	0	0	0	0	0	1	0	0	.000	.000	.000	0	0	0
2022	Dunedin (FL)	.050	5	20	0	1	0	0	0	2	2	0	4	0	0	.136	.050	.186	0	0	0
	Buffalo (IL)	.297	91	340	53	101	19	6	3	34	41	2	61	14	5	.378	.415	.793	2	3	5
	TORONTO (AL)	.667	8	9	0	6	0	0	0	3	1	0	1	0	1	.700	.667	1.367	0	0	0
	Minor Totals	.305	426	1644	271	502	89	24	17	193	163	4	265	77	33	.373	.420	.793	9	16	24
	MAJOR TOTALS	.600	9	10	0	6	0	0	0	3	1	0	2	0	1	.636	.600	1.236	0	0	0

TRANSACTIONS

- Signed by the Toronto Blue Jays on July 4, 2016

GAME HIGHS

ML Debut	August 17, 2021 at WAS	Stolen Bases	None
Runs	None	Last ML Home Run	None
Hits	3 – October 5, 2022 at BAL (1)	Longest Hitting Streak	3G – October 1, 2022-current
Home Runs	None	Longest On-Base Streak	3G – October 1, 2022-current
RBI	2 – October 5, 2022 at BAL (2)	Longest Hitless Streak	1AB – August 17, 2021 at WAS

MILESTONES

Category	Date	Opponent	Pitcher	Notes
Hit	1 Oct. 1, 2022	Boston	Winckowski	PH-single
RBI	1 Oct. 5, 2022 (1)	at Baltimore	Baumann	Single

BIOGRAPHIES

LAST SEASON

HISTORY

RECORDS

OPPONENTS

PLAYER DEV.

MEDIA & MISC.



PROFESSIONAL CAREER:**MINORS:**

- Made his pro debut in 2017 with the GCL Blue Jays and hit .275 with 10 extra-base hits over 51 contests.
- Started 2018 with Rookie-level Bluefield and batted .364 with seven extra-base hits in seven games before being promoted to Class-A (short) Vancouver.
- Slashed .297/.390/.434 across 51 games for the Canadians and was named a 2018 Northwest League Post-Season All-Star.
- Spent his entire 2019 campaign with Class-A Lansing...Posted a .324 batting average over 108 contests for the Lugnuts, including 20 doubles, five triples, five home runs and 50 RBI...Recorded hits in 31 of his last 32 games while hitting .385 (55-for-143).
- Led the Midwest League in batting average and hits (145 while 3rd in OPS (.796), 5th in total bases (190), 6th in SLG (.425), and 9th in OBP (.371).
- Named an MLB.com Organizational All-Star.
- Played for the Leones de Escogido in the Dominican Winter League post-2019 and hit .289 in 13 contests.
- In 2020, took part in three Major League Spring Training games and went 2-for-6 at the plate with both hits going for doubles.
- Added to Toronto's 40-man roster in November to protect him from the Rule 5 Draft.
- Played in the Dominican Winter League with Escogido and batted .254 across 18 games.

2021:

- Ranked as the 8th-best prospect in the organization by MLB.com entering the year.
- Started the season playing in 70 games for Double-A New Hampshire where he hit .331 (92-for-278) with 24 doubles, a triple, three home runs, 39 RBI, and seven stolen bases.
- Promoted to Buffalo for his first action at the Triple-A level on Aug. 2.
- Played 43 games for the Bisons, batting .289 (50-for-173) with eight doubles, three triples, two home runs, 25 RBI, and 15 steals.
- Recalled from the Bisons on Aug. 17...Made his **MLB debut** that night in Washington, pinch-hitting in the 4th inning (0-for-1, K)...Optioned on Aug. 22.
- Named an MLB.com Organizational All-Star after the season.

Career-Highs - Statcast

	Speed/Distance	Date
Hardest Hit Ball:	102.9 MPH	Oct. 5, 2022 at BAL(1)
Farthest Hit Ball:	284 feet	Aug. 17, 2021 at WAS
Top Sprint Speed:	29.4 ft/s	Oct. 5, 2022 at BAL(1)

HITTING FOR THE CYCLE**FOR TORONTO:**

PLAYER	OPP	DATE & SITE
Kelly Gruber	vs. KC	April 16, 1989 Exhibition Stadium
Jeff Frye	vs. TEX	August 17, 2001 SkyDome
Cavan Biggio	at BAL	September 17, 2019 Camden Yards

FOR OPPONENTS:

PLAYER	OPP	DATE & SITE
Mike Cubbage	vs. MIN	July 27, 1978 Metropolitan Stadium
Rich Gedman	vs. BOS	September 18, 1985 Fenway Park
George Brett	vs. KC	July 25, 1990 SkyDome
Rajai Davis	vs. CLE	July 2, 2016 Rogers Centre

What Gruber Did: Went 4-4 with a career-high six RBI...Homered in the 1st inning against Floyd Bannister and had a two-run double in the 2nd, also against Bannister...In the 7th inning, he notched a two-run triple versus Tom Gordon...In the 9th, Gruber had an RBI single off Jerry Don Gleaton to complete the cycle.

What Frye Did: Went 4-4 with three RBI to tie his career-high...Tripled in the 2nd inning off of Darren Oliver and then doubled in the 5th, again off Oliver...In the 6th, hit a two-run home run off Pat Mahomes...In the 7th inning facing Kevin Foster, Frye hit an RBI single to right-center field to complete the cycle...Became just the second ninth-hitter to hit for the cycle since 1978 as the last was Charlie Moore for Milwaukee at California on October 1, 1980.

What Biggio Did: Went 4-for-5 with three runs and two stolen bases...Homered in the 3rd inning off Chandler Shepherd...Singled to lead off the 6th inning and doubled off of Shawn Armstrong in the 8th...Drove in the go-ahead run and he knocked a two-run triple to wall on a Michael Givens offering...He and his dad, Craig (2002), became the 2nd father-son duo to ever record cycles, joining Gary and Daryle Ward.





LUKES NATHAN

38

OUTFIELDER

BIRTHDATE July 12, 1994
OPENING DAY AGE 28
BIRTHPLACE Portland, OR
RESIDENCE Phoenix, AZ
INSTAGRAM @nathanlukes33

BATS/THROWS L/R
HEIGHT/WEIGHT 5-11/180
CONTRACT STATUS signed thru 2023
M.L. SERVICE 0.000
OPTIONS USED 0 of 3

PERSONAL:

- Nathan Donald Lukes...Pronounced "Lucas".
- Attended Center High School in Antelope, CA.
- Played at Sacramento State for three years, batting .336 over 183 games with 37 doubles, nine triples, nine home runs, 96 RBI, and 27 stolen bases (.858 OPS).

LAST SEASON:

- Spent the full season with Triple-A Buffalo, batting .285 (122-for-428) over 111 games.
- Named the Bisons' Stan Barron Most Valuable Player...Led the team in total bases (181), runs (59), extra-base hits (37), home runs (11), and RBI (61)...Was also 20-for-23 in stolen base attempts (87%), trailing only **Samad Taylor** (23) for the most swipes on the team.
- Made starts in all three outfield positions, committing just two errors in 202 total chances.
- On June 4 at Frontier Field against Rochester, delivered an inside-the-park [home run](#) with the bases loaded...Marked Buffalo's first inside-the-parker since **Ryan Goins** on May 29, 2013 at DUR, and is believed to be the only inside-the-park grand slam in the modern era of the franchise.
- Selected to the 40-man roster in November.

Bold - career high; Red - league high

Year	Club and League	AVG	G	AB	R	H	2B	3B	HR	RBI	BB	IBB	SO	SB	CS	OBP	SLG	OPS	SH	SF	HBP
2015	Mahoning Valley (NYPL)	.313	5	16	4	5	2	0	0	5	2	0	4	0	0	.389	.438	.826	0	0	0
2016	Lake County (MIDW)	.301	89	342	54	103	21	8	5	32	37	0	60	14	8	.375	.453	.828	4	4	6
	Lynchburg (CARL)	.261	5	23	3	6	1	0	0	1	0	0	5	1	0	.261	.304	.565	0	0	0
	Charlotte (FL)	.194	21	67	5	13	1	0	1	4	3	0	9	0	1	.229	.254	.482	1	0	0
2017	Charlotte (FL)	.400	6	20	3	8	1	0	0	3	2	0	4	1	2	.455	.450	.904	0	0	0
	Montgomery (SOUL)	.270	98	359	46	97	15	5	3	35	32	1	71	6	8	.330	.365	.695	4	6	3
2018	Montgomery (SOUL)	.278	115	435	62	121	29	3	6	51	31	0	93	9	4	.331	.400	.730	6	6	6
2019	Durham (IL)	.219	91	260	26	57	8	3	4	31	26	0	56	7	3	.294	.319	.613	2	4	3
2021	Durham (AAAE)	.303	85	294	50	89	31	1	4	44	21	0	41	2	2	.352	.456	.808	2	5	4
2022	Buffalo (IL)	.285	111	428	62	122	25	1	11	61	47	3	89	20	3	.364	.425	.789	0	2	7
Minor Totals		.277	626	2244	315	621	134	21	34	267	201	4	432	60	31	.340	.401	.741	19	27	29

TRANSACTIONS

- Selected by the Cleveland Indians in the 7th round of the 2015 First-Year Player Draft
- Traded to the Tampa Bay Rays along with RHP Jhonleider Salinas in exchange for OF Brandon Guyer on August 3, 2016
- Signed by the Toronto Blue Jays on November 29, 2021

PROFESSIONAL CAREER:

MINORS:

- In 2015, spent his 1st professional season in Class-A (short) with Mahoning Valley...Played just five games, going 5-for-16 (.313) with a pair of doubles and five RBI.
- Split the first half of the 2016 campaign between Class-A Lake County and Advanced-A Lynchburg before being traded to the Rays organization on Aug. 3...Played the rest of the year with Tampa's Advanced-A squad in Charlotte.
- Started the 2017 season in Charlotte before earning a promotion to Double-A Montgomery...Combined to hit .277 (105-for-379) with 16 doubles, five triples, three homers, and 38 RBI.
- Spent the entirety of the 2018 season with Montgomery, earning himself a Southern League Mid-Season All-Star nod... Finished the year with a .278 batting average to go along with 29 doubles, three triples, six home runs, and 51 RBI.
- Played for Triple-A Durham in 2019, his 1st season at the Triple-A level, and hit .219 with 15 extra-base hits across 91 contests.
- Did not play in 2020 due to the cancelled Minor League season...Worked out at Helix for the summer, a fitness centre in Scottsdale, AZ, and was often joined there by **Randal Grichuk** until the Major League season began.
- Spent the entire 2021 season with the Triple-A Durham Bulls, batting .303 (89-for-294) with 31 doubles, a triple, four homers, and 44 RBI (.909 OPS)...His 31 doubles were tied with teammate **Vidal Brujan** for the most among Triple-A East batters.

BIOGRAPHIES

LAST SEASON

HISTORY

RECORDS

OPPONENTS

PLAYER DEV.

MEDIA & MISC.





MANOAH

ALEK

6

PITCHER

BIRTHDATE January 9, 1998
 OPENING DAY AGE 25
 BIRTHPLACE Homestead, FL
 RESIDENCE Miami, FL
 INSTAGRAM @alek_manoah6

BATS/THROWS R/R
 HEIGHT/WEIGHT 6-6/285
 CONTRACT STATUS signed thru 2022
 M.L. SERVICE 1.130
 OPTIONS USED 0 of 3

PERSONAL:

- Alek Isaac Manoah.
- Brother to **Erik Manoah Jr.** who was drafted by the Mets in 2014 and joined the Angels organization after a trade in 2016... Works out of Erik's Miami gym in the offseason.
- Attended South Dade High School in his hometown of Homestead, FL...Now hosts an annual baseball camp there every January.
- Went on to pitch for West Virginia University...Posted a 2.81 ERA with 249 strikeouts in 218.0 innings over three seasons.
- Selected 11th overall by the Blue Jays in the 2019 First-Year Player Draft, the second-highest pitcher taken in the draft behind LHP **Nick Lodolo** of the Reds (6th overall).
- Ranked by Baseball America as Toronto's 5th-best prospect in 2020 and listed at 7th going into the 2021 season.

LAST SEASON:

- Finished 3rd in American League Cy Young voting with 87 points, trailing **Justin Verlander** (210) and **Dylan Cease** (97).
- Earned his 1st career All-MLB First Team selection.
- Named an All-Star for the 1st time in his career...Pitched a scoreless 2nd inning in the Midsummer Classic, notching three punchouts and a hit batter on 18 pitches (13 strikes)...Joined **Dave Stieb** as the only pitchers in franchise history to strike out at least three batters in a single All-Star Game (Stieb - 4K in 1983).
- His 25 quality starts tied with **Yu Darvish** for 2nd most in the Majors, trailing only **Framber Valdez's** 26.
- Ranked 3rd among qualified AL pitchers in both ERA (2.24) and wins (16)...Also ranked 4th in the AL in innings pitched (196.2), 4th in WHIP (0.99), and 5th in opponents' batting average (.202)...Became the 6th AL pitcher since 1920 to turn in a sub-1.00 WHIP under age 25.
- His 0.99 WHIP was the best single-season mark in franchise history, ahead of **Roger Clemens** (1.03 in 1997), and his 2.24 ERA marked the second best in team history, behind **Clemens'** 2.05 in 1997.
- Held right-handed hitters to a .159 AVG, 2nd best in the AL and 3rd in MLB (**Cristian Javier** - .147; **Spencer Strider** - .156).
- Tossed 6.0 innings of one-hit, shutout ball in his season debut on April 11 at NYY, walking four batters while fanning seven.
- Improved to 4-0 on April 28 vs. BOS as he threw 7.0 shutout innings, allowing three hits and a walk while punching out seven batters.
- Won each of his 12 starts from Aug. 23, 2021-April 28, 2022, tied for the 2nd-longest streak in franchise history (**Roy Halladay** - 14 in 2003).
- Gave up 3R/2ER on seven hits over 6.0 innings with no walks and a season-high nine **strikeouts** on May 7 at LAA.
- Moved to 5-1 on the season on May 21 vs. CIN, throwing 8.0 innings of one-run ball, scattering seven hits with no walks and four strikeouts...The 8.0 frames matched a career high set on Sept. 13, 2021 vs. TB.
- Tossed 6.0 innings of one-run ball on May 3 vs. NYY...Lowered his career ERA to 2.84, the lowest ERA through 25 starts in franchise history (2nd: **Juan Guzman** - 2.97).
- Picked up his 6th win on June 2 vs. CWS, beginning the day with 7.0 scoreless innings, eventually giving up three runs in the 8th to finish with a line of 7.2IP, 6H, 3ER, BB, and 5K on a season-high 102 pitches (68 strikes)...Retired 16 consecutive batters from the last out of the 1st through the 6th inning.
- Won his 8th game of the year on June 13 vs. BAL, tossing 6.0 scoreless frames with a hit, a walk, and seven strikeouts... Became the 7th player in the modern era (since 1901) to win at least 17 of his first 20 career decisions as a starter (17-3), and the first since **Vida Blue** went 17-3 from 1969-1971.
- Picked up his 11th win on July 23 at BOS, throwing 6.0 frames of one-run ball with seven hits, no walks, and seven strikeouts...Earned his 20th win in his 39th career game, becoming the 2nd-fastest in Blue Jays history to reach the mark (1st: **Juan Guzman** - 38 games).
- Took the loss on July 29 vs. DET, giving up four runs over 5.1 innings...Was removed from the game with a right elbow contusion after a **Jonathan Schoop** comebacker.
- Earned his 14th win on Sept. 7 at BAL, throwing a career-high-tying 8.0 **frames** of one-run ball (3H, BB, 5K).
- Picked up his 15th win on Sept. 24 at TB...Tossed 7.0 shutout innings, allowing four hits and two walks with eight strikeouts...His 303 strikeouts were the most in franchise history by a player in his first 50 career games (2nd: **Juan Guzman** - 279).
- Threw his 8th straight quality start to end his regular season on Sept. 30 vs. BOS, shutting out the BoSox for 6.0 innings on two hits (2BB, 4K)...Extended his scoreless innings streak to 15.0 frames...Allowed just six earned runs over 54.0 innings of work across his last eight starts for a 1.00 ERA, a .165 AVG, and a 0.87 WHIP (31H, 2HR, 16BB, 49K).
- Named AL Pitcher of the Month for September, the 1st such award of his career...Went 4-0 across six starts while posting a 0.88 ERA (4 ER/41.0 IP), the best in a single month ever by a Blue Jay (2nd: **Roger Clemens** - 0.89 in July of 1997), with a 0.85 WHIP and a .162 AVG (23H, 12BB, 33K).
- Made his 1st career postseason start in Game 1 of the ALWC on Oct. 7 vs. SEA...Was the 7th pitcher in team history to start a playoff game under the age of 25...Allowed four runs on four hits and a walk over 5.2 innings with four strikeouts.



		Bold – career high; Red – league high																			
Year	Club & League	W-L	ERA	G	GS	CG	ShO	SV	IP	H	R	ER	HR	HB	BB	IBB	SO	WP	BK	AVG	
2019	Vancouver (NWL)	0-1	2.65	6	6	0	0	0	17.0	13	5	5	1	2	5	0	27	1	0	.213	
2021	Buffalo (AAA)	3-0	0.50	3	3	0	0	0	18.0	7	1	1	1	4	3	0	27	0	0	.119	
	TORONTO (AL)	9-2	3.22	20	20	0	0	0	111.2	77	44	40	12	16	40	0	127	0	1	.192	
2022	TORONTO (AL)	16-7	2.24	31	31	0	0	0	196.2	144	55	49	16	15	51	0	180	5	0	.202	
Minor Totals		3-1	1.54	9	9	0	0	0	35.0	20	6	6	2	6	8	0	54	1	0	.167	
MAJOR TOTALS		25-9	2.60	51	51	0	0	0	308.1	221	99	89	28	31	91	0	307	5	1	.198	

ALL-STAR RECORD

Year	Club and Opp.	W-L	ERA	G	GS	CG	ShO	SV	IP	H	R	ER	HR	HB	BB	IBB	SO	WP	BK	AVG
2022	AL at LAD	0-0	0.00	1	0	0	0	0	1.0	0	0	0	0	1	0	0	3	0	0	.000

WILD CARD RECORD

Year	Club and Opp.	W-L	ERA	G	GS	CG	ShO	SV	IP	H	R	ER	HR	HB	BB	IBB	SO	WP	BK	AVG
2022	TOR vs. TB	0-1	6.35	1	1	0	0	0	5.2	4	4	4	1	2	1	0	4	0	0	.190

TRANSACTIONS

- Selected by the Toronto Blue Jays in the 1st round (11th overall) of the 2019 First-Year Player Draft
- On injured list (back contusion) from July 16-30, 2021

GAME HIGHS

ML Debut	May 27, 2021 at NYY	ER Allowed	6 – 2x, last: Sept. 3, 2021 vs. OAK
Innings Pitched:		HR Allowed	4 – June 19, 2021 at BAL
Starter	8.0 – 3x, last: Sept. 7, 2022 at BAL	Low Hit CG	None
Reliever	None	Last Hit CG	Sept. 30, 2022 vs. BOS
Walks:		Last Save	None
Starter	6 – Sept. 21, 2021 at TB	Last CG	None
Reliever	None	Last ShO	None
Strikeouts:		Last Start	Sept. 30, 2022 vs. BOS
Starter	11 – Aug. 11, 2021 at LAA	Last Relief App.	None
Reliever	None	Longest Win Streak	8G – Sept. 13, 2021-April 28, 2022
Hits Allowed	8 – Aug. 9, 2022 at BAL	Longest Losing Streak	2G – 2x, last: Aug. 16-27, 2022
		Scoreless Innings Streak	17.0 – April 23-May 3, 2022

MILESTONES

Category	Date	Opponent	Notes
Start	1 May 27, 2021	at New York (AL)	W - 6.0 IP, 2H, 0ER, 0HR, 2BB, 7K
Win	1 May 27, 2021	at New York (AL)	W - 6.0 IP, 2H, 0ER, 0HR, 2BB, 7K
10+ Strikeout Games (4)			
	1 July 2, 2021	Tampa Bay	10 strikeouts
	2 Aug. 11, 2021	at Los Angeles (AL)	11 strikeouts
	3 Sept. 13, 2021	Tampa Bay	10 strikeouts
	4 Oct. 2, 2021	Baltimore	10 strikeouts

PROFESSIONAL CAREER:

MINORS:

- After he was taken 11th overall by the Blue Jays, was assigned to Class-A (short) Vancouver to begin his professional career.
- Made six starts for the Canadians, allowing a total of five runs over 17.0 frames for a 2.65 ERA.
- Fanned 27 batters and walked just five for a 1.06 WHIP and a 14.3 SO/9.
- Was one of 60 players invited to Summer Camp at Rogers Centre in July of 2020...Spent the season at Toronto's alternate training site in Rochester, NY.

2021:

- Named Toronto's Rookie of the Year by the Toronto Chapter of the BBWAA as the Blue Jays went 16-4 in his 20 starts.
- His 3.22 season ERA was tied with **Aaron Sanchez** (2015) for the 2nd lowest by a rookie in team history, trailing only **Juan Guzman's** 2.99 ERA in 1991 (min. 10 starts).
- Led MLB rookies (min. 10 starts) in WHIP (1.05), opponents' average (.192), and opponents' OPS (.604), while 2nd in ERA, 3rd in K rate (27.7%) and 4th in SO/9 (10.24)...Became the 4th pitcher aged 23 or younger to average at least 10 strikeouts per nine innings in his debut season, joining **Mark Prior** (2002), **Kerry Wood** (1998) and **Dwight Gooden** (1984).
- His 127 strikeouts were the most in franchise history by a player in his first 20 career games (2nd: **Juan Guzman** - 106).
- Kept right-handed hitters to a .156 (30-for-199) batting average, the 3rd-best mark in MLB (min. 200 BF).
- Entered the season ranked by MLB Pipeline as the Blue Jays' 5th-best prospect and 97th overall...Listed by Baseball America as Toronto's 7th-best prospect and 91st overall.
- Held a 0-0 record and a 0.00 ERA (0 ER/7.0 IP) with no walks and 15 strikeouts over three appearances in Spring Training.
- Posted a 3-0 record with a 0.50 ERA (1 ER/18.0 IP) in three games with Triple-A Buffalo...Stuck out 27 batters, walked three and hit four (0.56 WHIP).
- Earned the win in his **MLB debut** on May 27 at NYY as he threw 6.0 scoreless innings...Allowed two hits, walked two and struck out seven batters...Became the 1st player in Blue Jays history with 6.0+ innings, 7+ K's and 0 runs allowed in an MLB debut...Was the 50th player in team history to make his MLB debut as a starting pitcher (last: **Nate Pearson** on July 29, 2020 at WAS)...Became the 2nd player from the 2019 draft to make the Majors (CWS's **Andrew Vaughn** - April 2, 2021 at LAA).
- Allowed 2R/1ER on June 9 at CWS, giving up four hits over 5.0 innings (2BB, 4K)...Became the 4th pitcher in Blue Jays history to have his team win each of his first three career games as a starter, joining **Jerry Garvin** (1977), **Mauro Gozzo** (1989), and **Brett Cecil** (2009).
- Took a no-decision on June 19 at BAL, allowing four hits (all solo home runs) and five runs with a walk and six strikeouts over 3.1 innings...Ejected for the 1st time in his career by Jerry Meals after hitting **Maikel Franco** with a pitch.
- Earned his 2nd career win on July 2 vs. TB, tossing 7.0 scoreless innings, giving up three hits with a walk and 10 strikeouts on 109 pitches (71 strikes)...Kept a no-hitter through 5.1 innings, the longest no-hit bid by a Toronto rookie since **Thomas Pannone** on Aug. 22, 2018 vs. BAL (6.0 IP)...Set a franchise record by striking out [seven consecutive batters](#) from the 1st to the 3rd inning (five other Toronto pitchers had six straight K's)...Became the 5th pitcher since 1974 (as far as tracking goes back) to strike out seven straight batters in a game within his first seven career starts (last: **Stephen Strasburg** in 2010)...Became the 1st pitcher in club history to go 7+ IP with no runs and 10+ strikeouts in a game within his first seven career contests...Tied a club record by beginning his career with seven straight starts without a loss (**Jerry Garvin** in 1977).
- Placed on the injured list from July 16-30 with a back contusion after slipping on the dugout steps during a rain delay at Sahlen Field in Buffalo.
- Picked up his 3rd win on July 31 vs. KC, tossing 7.0 scoreless innings while giving up just two hits (1BB, 4K)...Became the 1st Blue Jay and 16th pitcher all-time with no earned runs in four of his first nine career starts.
- Won his 4th game on Aug. 6 vs. BOS, giving up two runs and four hits over 5.0 innings (3BB, 4K)...Became the 4th pitcher all-time to allow four or fewer hits and strike out 4+ batters in 10 straight games, joining **Jacob deGrom** (11 games in 2021), **Mike Clevenger** (10 games in 2018), and **Johan Santana** (10 games in 2004)...Allowed four hits or fewer in each of his first 10 career starts, the longest such streak to start a career in MLB history.
- Picked up his 5th win on Aug. 11 at LAA, giving up two runs and five hits over 6.2 innings with a career-high [11 strikeouts](#) and 114 pitches (78 strikes)...The 11 punchouts tied a franchise record for the most in a game by a rookie (5th time).
- Earned his 6th win on Sept. 13 vs. TB, throwing 8.0 innings of one-hit, shutout ball with no walks and 10 strikeouts...Marked the longest outing of his career and tied for the longest by a Blue Jay in 2021 (**Robbie Ray** - 8.0 IP on Aug. 20 vs. DET)...Became the fastest pitcher in Toronto history to reach [100 career strikeouts](#), doing so in 17 games (2nd: **Juan Guzmán/Drew Hutchison** - 20 games)...Joined **Dave Bush** as the only rookies in franchise history with 8.0+ IP, no runs, and 10+ K's in a game.
- Earned his 9th win in his last outing, on Oct. 2 vs. BAL, tossing 7.0 innings of one-hit, one-run ball with a walk and [10 strikeouts](#)...Marked his 4th start with 10+ K's, more than any other rookie in Blue Jays history.
- Named AL Rookie of the Month for Sept./Oct., going 4-0 with a 3.38 ERA and 41 strikeouts over 37.1 innings (six starts)...Was the first Blue Jay to win the award since **Lourdes Gurriel Jr.** in July of 2018, and the first Toronto pitcher since **Scott Richmond** in April of 2009.
- Named to the MLB Pipeline All-Rookie Team at the end of the season.

Statcast Data

	2022	Career
Strikeout %:	22.9	24.7
Walk %:	6.5	7.3
Hard Hit %:	31.5	31.4
Fastest Pitch:	97.3 MPH	May 3, 2022 vs. NYY





MARTINEZ

ORELVIS

2

INFIELDER

BIRTHDATE November 19, 2001
 OPENING DAY AGE 21
 BIRTHPLACE Santo Domingo, D.R.
 RESIDENCE Santo Domingo, D.R.
 INSTAGRAM @orelvis_martinez

BATS/THROWS R/R
 HEIGHT/WEIGHT 6-1/200
 CONTRACT STATUS signed thru 2023
 M.L. SERVICE 0.000
 OPTIONS USED 0 of 3

PERSONAL:

- Orelvis Miguel Martinez.
- Favourite player is shortstop **Didi Gregorius**.
- Signed by the Blue Jays as an international free agent on July 4, 2018.
- Listed by Baseball America as Toronto's 6th-best prospect for 2020, 6th-best in 2021 (96th overall), and 3rd-best entering 2022 (75th overall)...Ranked as the Blue Jays 2nd-best prospect (38th overall) heading into 2022 and again going into 2023 by MLB Pipeline.

LAST SEASON:

- Spent the 2022 season with Double-A New Hampshire...Batted .203 (88-for-433) over 118 games with 15 doubles, 30 home runs, and 76 RBI.
- His 30 home runs set a Fisher Cats single-season record, surpassing the 27 jacks hit by **Chip Cannon** (2006) and **Eric Thames** (2010)...The 30 bombs trailed only Erie's **Quincy Nieporte** (31) for the most among Eastern League hitters.
- Added to the 40-man roster after the season to protect him from the Rule 5 Draft.

Bold – career high; Red – league high

Year	Club and League	AVG	G	AB	R	H	2B	3B	HR	RBI	BB	IBB	SO	SB	CS	OBP	SLG	OPS	SH	SF	HBP
2019	GCL Blue Jays (GCL)	.275	40	142	20	39	8	5	7	32	14	0	29	2	0	.352	.549	.901	0	2	4
2021	Dunedin (A)	.279	71	283	49	79	22	2	19	68	33	0	85	4	1	.369	.572	.942	0	1	8
	Vancouver (A+)	.214	27	112	17	24	4	0	9	19	10	0	28	0	1	.282	.491	.773	0	1	1
2022	New Hampshire (AA)	.203	118	433	57	88	15	0	30	76	40	0	140	6	3	.286	.446	.732	0	4	12
Minor Totals		.237	256	970	143	230	49	7	65	195	97	0	282	12	5	.320	.503	.823	0	8	25

TRANSACTIONS

- Signed by the Toronto Blue Jays on July 4, 2018

PROFESSIONAL CAREER:

MINORS:

- Started his pro career in 2019 with Toronto's Gulf Coast League affiliate.
- Batted .275 with 20 extra-base hits and 32 RBI in 40 games.
- Named Baseball America's top GCL prospect and was also dubbed a GCL Post-Season All-Star.
- Spent the 2020 summer at Toronto's alternate training site.
- Took part in the Blue Jays' Fall Development League in Dunedin, FL.
- In 2021, appeared in 10 Spring Training games, going 4-for-11 (.364) with three runs, a double, a home run, three RBI, a walk, and six strikeouts.
- Played 71 games with the Single-A Dunedin Blue Jays before earning a promotion to High-A Vancouver where he appeared in 27 contests...Combined to bat .261 with 26 doubles, two triples, 28 home runs, and 87 RBI (.345 OBP, .549 SLG, .895 OPS)...Of his combined 103 hits between Dunedin and Vancouver, 56 went for extra bases.
- Named Blue Jays 2021 Minor League Player of the Year by Baseball America.

BIOGRAPHIES**LAST SEASON****HISTORY****RECORDS****OPPONENTS****PLAYER DEV.****MEDIA & MISC.**



MAYZA

TIM

58

PITCHER

BIRTHDATE January 15, 1992
 OPENING DAY AGE 31
 BIRTHPLACE Allentown, PA
 RESIDENCE Pennsburg, PA
 INSTAGRAM NA

BATS/THROWS L/L
 HEIGHT/WEIGHT 6-3/215
 CONTRACT STATUS signed thru 2023
 M.L. SERVICE 3.156
 OPTIONS USED 1 of 3

PERSONAL:

- Timothy Gerard Mayza.
- Attended Upper Perkiomen High School in Red Hill, Pennsylvania.
- Named an All-American in his junior year at Millersville University of Pennsylvania.
- Landed a spot with the Cotuit Kettleers of the Cape Cod League in 2012.
- Baseball America tabbed him as the No. 6 prospect in Division II prior to that 2012 campaign.
- As Millersville's No. 1 starter, he posted an 11-3 record and a PSAC-best 1.55 ERA in 2013.
- His accolades included Daktronics All-America Third Team, All-Atlantic Region First Team by Daktronics, ABCA and NCB-WA, and All-PSAC East First Team.
- Graduated with a Masters Degree in Sport Administration from Ohio University on April 30, 2021, and his teammates held a ceremony for him while the team was playing in Dunedin, FL.
- Took part in the Vancouver portion of the 2023 Blue Jays Winter Tour.

LAST SEASON:

- Had a career-high eight wins (5 in 2021), 4th most among MLB relievers...Went 8-1 on the year (.889 win%), the 2nd-highest single-season winning percentage by a reliever in team history, min. four decisions (1st: Dennis Lamp - 11-0 in 1985).
- His 3.14 ERA was also a career-best mark (3.28 ERA in 2018).
- 48 of his 63 appearances were scoreless.
- Held lefty batters to a .162 average (12-for-74).
- Pitched a 1-2-3 8th inning (2K) on April 22 at HOU to pick up his 1st win of the season and the 10th of his career.
- Placed on the injured list with left forearm inflammation from May 15-June 10.
- Moved to 5-0 on July 26 vs. STL by retiring the only batter he faced in the 6th inning...Was his 2nd win in as many contests and 3rd W in five team games.
- Placed on the injured list from Aug. 7-22 with a right shoulder dislocation.
- Earned his 2nd career [save](#) by tossing 1.1 clean innings (K) on Sept. 10 at TEX.
- Threw a scoreless frame in his postseason debut in Game 1 of the ALWC on Oct. 7 vs. SEA.

Bold – career high; Red – league high

Year	Club & League	W-L	ERA	G	GS	CG	ShO	SV	IP	H	R	ER	HR	HB	BB	IBB	SO	WP	BK	OBA
2013	GCL Blue Jays (GCL)	0-2	10.29	3	2	0	0	0	7.0	11	8	8	0	0	2	0	10	0	0	.355
	Bluefield (APP)	1-2	6.95	10	3	0	0	0	22.0	30	20	17	2	1	10	1	17	4	0	.323
2014	Bluefield (APP)	0-1	6.75	4	0	0	0	1	6.2	7	5	5	0	1	4	0	3	0	0	.304
	Vancouver (NOR)	2-3	6.75	12	0	0	0	0	20.0	31	20	15	2	2	12	0	17	6	0	.356
2015	Lansing (MID)	3-2	3.07	26	1	0	0	3	55.2	49	21	19	0	0	27	1	62	6	1	.238
2016	Dunedin (FSL)	2-0	1.66	28	0	0	0	4	48.2	36	16	9	1	0	15	0	52	1	0	.201
	New Hampshire (EAS)	1-3	4.11	14	0	0	0	0	15.1	16	10	7	0	0	15	0	13	2	0	.281
2017	New Hampshire (EAS)	1-1	4.59	29	0	0	0	4	33.1	32	18	17	5	1	15	2	42	1	0	.252
	Buffalo (INT)	1-1	0.93	11	0	0	0	0	19.1	16	2	2	0	0	7	0	16	0	0	.216
	TORONTO (AL)	1-0	6.88	19	0	0	0	0	17.0	24	15	13	3	0	4	0	27	0	0	.320
2018	Buffalo (INT)	6-2	4.56	20	0	0	0	1	25.2	26	14	13	2	1	11	1	36	1	0	.265
	TORONTO (AL)	2-0	3.28	37	0	0	0	0	35.2	33	13	13	3	2	14	4	40	2	0	.244
2019	TORONTO (AL)	1-3	4.91	68	0	0	0	0	51.1	45	29	28	8	1	27	2	55	4	0	.230
2020									Did not play due to injury											
2021	Buffalo (AAA)	0-0	9.00	1	0	0	0	0	1.0	1	1	1	1	0	0	0	0	0	0	.250
	TORONTO (AL)	5-2	3.40	61	0	0	0	0	53.0	40	21	20	5	3	12	0	57	2	0	.206
2022	Buffalo (IL)	0-1	13.50	2	1	0	0	0	1.1	1	2	2	0	0	1	0	1	0	0	.200
	TORONTO (AL)	8-1	3.14	63	0	0	0	2	48.2	42	19	17	7	1	12	2	44	2	1	.237
Minor Totals		17-18	4.04	160	7	0	0	13	256.0	256	137	115	13	6	119	5	269	21	1	.260
MAJOR TOTALS		17-6	3.98	248	0	0	0	3	205.2	184	97	91	26	7	69	8	223	10	1	.237

WILD CARD RECORD

Year	Club and Opp.	W-L	ERA	G	GS	CG	ShO	SV	IP	H	R	ER	HR	HB	BB	IBB	SO	WP	BK	AVG
2022	TOR vs. SEA	0-0	5.40	2	0	0	0	0	1.2	1	1	1	1	0	0	0	2	1	0	.167



TRANSACTIONS

- Selected by the Toronto Blue Jays in the 12th round of the 2013 First-Year Player Draft
- On injured list (left ulnar neuritis) from May 23-June 3, 2019
- On injured list (left UCL tear) on September 18, 2019 for the remainder of the season
- On injured list (left elbow inflammation) from Aug. 6-17, 2021
- On injured list (left elbow inflammation) from May 15-June 10, 2022
- On injured list (right shoulder dislocation) from Aug. 7-22, 2022

GAME HIGHS

ML Debut	Aug. 15, 2017 vs. TB	ER Allowed	4 – 4x, last: June 14, 2019 at HOU
Innings Pitched:		HR Allowed	1 – 26x, last: Sept. 28, 2022 vs. NYY
Starter	None	Low Hit CG	None
Reliever	2.0 – 5x, last: Sept. 3, 2018 vs. TB	Last Win	Sept. 26, 2022 vs. NYY
Walks:		Last Save	Oct. 3, 2022 at BAL
Starter	None	Last CG	None
Reliever	4 – June 14, 2019 at HOU	Last Sh0	None
Strikeouts:		Last Start	None
Starter	None	Last Relief App.	Oct. 5, 2022 at BAL (2)
Reliever	4 – July 11, 2018 at ATL	Longest Win Streak	9G – Sept. 1, 2021-Sept. 26, 2022
Hits Allowed	4 – 4x, last: April 14, 2019	Longest Losing Streak	2G – Aug. 17-21, 2019
		Scoreless Innings Streak	16.1 – Aug. 25, 2018 - March 30, 2019

MILESTONES

Category	Date	Opponent	Notes
Win	1 Sept. 12, 2017	Baltimore	0.1 IP, K
Save	1 Aug. 29, 2021	at Detroit	1.1 IP, H

PROFESSIONAL CAREER:

MINORS:

- Posted career bests in WHIP (1.37), ERA (3.07), opponents' batting average (.238) and H/9 ratio (7.92) during the 2015 season at Class-A Lansing...Recorded a save in his 1st career professional postseason contest on Sept. 12, 2015 vs. West Michigan...Worked 2.1 innings that afternoon and allowed one run (2K).
- Was added to Toronto's Arizona Fall League roster after the 2015 campaign.
- Began the 2016 season at Advanced-A Dunedin...Posted a 1.66 ERA over 48.2 IP of work (28 games)...Named a Florida State League Mid-Season All-Star...On April 22 vs. Lakeland, combined to throw a no-hitter along with **Brad Allen** and **Adony Cardona**...It was the first no-hitter recorded by Dunedin since 1992.
- Promoted to Double-A New Hampshire on June 20, 2016...Sent back to Dunedin on Aug. 4, after appearing in 14 games for the Fisher Cats (4.11 ERA, .281 AVG)...In 42 relief appearances between Dunedin and New Hampshire in 2016, combined to produce a 2.25 ERA with 30 walks and 65 strikeouts over 64.0 innings.

2017:

- Started the season with New Hampshire and was promoted to Triple-A Buffalo in July.
- Had his contract selected from Buffalo (1-1, 0.93 ERA in 11 games) on Aug. 14.
- Made his **MLB debut** on Aug. 15 vs. TB, tossing one inning (2H, K)...Struck out the 1st batter he faced (**Peter Bourjos**)... Became the first player from Millersville University to appear in a MLB game since RHP **Jim Todd** in 1979 (*courtesy MLB Network*).
- Was sent down to Buffalo on Aug. 19 and recalled again three days later.
- Picked up his 1st MLB win on Sept. 12 vs. BAL (0.1 IP, K).
- Recorded at least one strikeout in 17 of his 19 MLB games for a 14.29 SO/9 ratio (highest among Toronto pitchers) and a 6.75 SO/BB ratio (2nd highest).
- Allowed just one extra-base hit (a double) to a left-handed hitter while limiting them to a .206 average (7-for-34, 3BB, 12K).

2018:

- Gave up seven hits over his last 18 scoreless outings (15.2 IP, 4BB/19K)...His 15.2 scoreless frames was the 5th-longest active streak in the Majors and was the longest by a Blue Jay in 2018.
- Allowed runs in five of his 37 outings (13 ER/35.2 IP).
- Let only four of his 27 inherited runners score...The 14.8% rate was the best on the team.
- Recalled from Triple-A Buffalo on April 10, April 23, May 3, June 1, June 23, July 8 and Aug. 15...His seven recalls tied a franchise high (**Ryan Tepera** - 2016, **Leonel Campos** - 2017).
- Made his season debut on April 18 vs. KC (1.0 IP, H, BB, K).
- Struck out a career-high four batters over 2.0 frames on July 11 at ATL.
- Improved to 3-0 for his career with his 2nd win of the season on Sept. 28 at TB.

2019:

- Led the team with 68 appearances and 18 holds.
- Went 31.1 innings without allowing a homer from July 3, 2018-April 13, 2019.
- Gave up seven hits over 19 scoreless outings (16.1 IP, 5BB/20K) from Aug. 25, 2018-March 30, 2019.
- Landed on the injured list from May 23-June 3 with left ulnar neuritis.
- Picked up his lone win of the season on July 29 at KC (1.1 IP, 1H, 1K).
- Left the game on Sept. 13 vs. NYY with a left elbow injury after facing one batter.
- Underwent Tommy John reconstructive surgery on the ulnar collateral ligament in his left elbow on Sept. 18 in Dallas with Dr. Keith Meister.



2020:

- Spent the year recovering from Tommy John surgery which he had in September, 2019.
- Did his rehab at a facility in Lancaster, PA, near his home.

2021:

- Pitched a career-high 53.0 innings (51.1 in 2019) with a career-high 57 strikeouts (55 in 2019).
- His 38 inherited runners tied for 13th most in MLB...Stranded 30 of those runners, allowing 21.1% of inherited runners to score, the 10th-best mark in the Majors.
- From June 1 to the end of the season, went 4-2 with a 1.83 ERA (8 ER/39.1 IP) and a 0.74 WHIP.
- Made his season debut with a scoreless 1.0 IP on April 3 at NYY (H, 2K)...Was his first appearance since injuring his elbow on Sept. 13, 2019 vs. NYY.
- Picked up his 1st win of the season on April 25 at TB (0.1 IP, 2 H), his 1st victory since July 29, 2019 at KC.
- Allowed his first runs of the season on May 7 at HOU (1.1 IP, 2H, 2ER, HR) after 12 scoreless outings to start the year... Surrendered his first homer since Aug. 21, 2019 at LAD.
- Didn't allow an extra-base hit in 23 consecutive games from June 1-July 30, the 2nd-longest streak in club history (1st: **Duane Ward** - 24 games from Sept. 2, 1991-April 19, 1992).
- Placed on the injured list with left elbow inflammation from Aug. 6-17.
- Picked up his [1st career save](#) on Aug. 29 at DET, going 1.1 innings with a hit.

Statcast Data

	2022	Career
Strikeout %:	23.0	26.1
Walk %:	5.2	7.3
Hard Hit %:	39.0	35.5
Fastest Pitch:	97.7 MPH	June 27, 2021 vs. BAL





MERRIFIELD WHIT

15
UTILITY

BIRTHDATE January 24, 1989
 OPENING DAY AGE 33
 BIRTHPLACE..... Florence, SC
 RESIDENCE..... Winston-Salem, NC
 INSTAGRAM..... @whitmerrifield

BATS/THROWS R/R
 HEIGHT/WEIGHT 6-1/195
 CONTRACT STATUS..... signed thru 2023
 M.L. SERVICE 6.101
 OPTIONS USED 1 of 3

PERSONAL:

- Whitley David Merrifield.
- Lives in Winston-Salem, NC, with his wife, Jordan.
- Attended the University of South Carolina from 2008-2010...Hit .326 as a freshman to earn SEC All-Freshman honours in 2008...Batted .340 during his sophomore season, playing in all 63 games...Helped lead the Gamecocks to the 2010 College World Series title...Drove in the winning run with an 11th-inning single to beat UCLA (2-1) in the championship game, the last CWS contest played at Rosenblatt Stadium.
- Batted .321 with 13 home runs and 42 RBI during his junior year (2010), taking honours as the Earnest Brooks Co-Male Athlete of the Year...Finished his career 6th in school history with 263 hits and 5th with 197 runs.
- His mother, Kissy, was a five-time South Carolina state champion in tennis and played collegiately at Wake Forest University...His Father, Bill, was a two-time ACC Player of the Year at Wake Forest in baseball and played in the minor leagues.
- Competed in the Japanese Game Show Sports Danshi Grand Prix during the 2017 offseason...Show included several athletes from other sports, including Olympic Gold Medal sprinter, Justin Gatlin.
- Participated in several community projects in 2018, including a Special Olympics Clinic and hosting Gold Star Families at Kauffman Stadium...Also participated in Royals FanFest from 2017-2020.

LAST SEASON:

- Batted .281 (34-for-121) with five doubles, five home runs, and 16 RBI across 44 games as a Blue Jay (.769 OPS).
- Led off an inning with a hit on 56 occasions (5th in AL).
- Missed the game on July 11 vs. DET due to a bone bruise in his big toe, ending his ironman streak of 553 consecutive games played...Marked the longest streak in Royals history and the longest MLB streak since **Miguel Tejada** played in 1,152 straight games from June 2, 2000-June 21, 2007.
- Doubled in the 3rd inning on July 30 at NYY, marking the 1,000th hit of his career...Became just the 14th player in Royals history to eclipse 1,000 hits.
- Traded from KC to Toronto in exchange for **Max Castillo** and **Samad Taylor** on Aug. 2.
- Went 2-for-5 with an RBI in his Blue Jays debut on Aug. 4 at MIN.
- Bounced a ball off the top of the fence twice for his 1st home run as a Blue Jay on Aug. 21 at NYY.
- Made his MLB pitching debut in the 9th inning on Aug. 26 vs. LAA (1.0, 2H, 2ER, HB, HR), becoming the 15th position player in team history to pitch in a game.
- Hit a go-ahead pinch-hit two-run double in the 7th on Sept. 13 vs. TB (2), his 1st knock as a pinch-hitter in 2022 (4th career).
- Went 2-for-4 with a pair of homers and three RBI on Sept. 22 at TB...Was his 1st multi-homer game of the season and the 3rd of his career.
- Drilled a three-run home run in the 7th inning on Sept. 24 at TB to break a scoreless draw...Was his 10th longball, reaching double-digit home runs for the 5th time in his career...Also doubled to record five extra-base hits in a three-game span for the 1st time in his career.
- Hit safely in 12 of his final 14 games, batting .417 (20-for-48) with four doubles, four homers, and 11RBI (.750 SLG, 1.181 OPS).
- Dropped in a single during the 5th inning of Game 1 of the ALWC vs. SEA, his 1st career postseason hit in his 2nd career playoff at-bat.

Bold - career high; Red - league high

Year	Club and League	AVG	G	AB	R	H	2B	3B	HR	RBI	BB	IBB	SO	SB	CS	OBP	SLG	OPS	SH	SF	HBP
2010	Burlington (MIDW)	.253	47	186	24	47	8	3	5	26	15	0	42	5	3	.317	.409	.726	4	1	3
2011	Wilmington (CARL)	.262	126	477	74	125	30	3	5	36	52	0	89	24	14	.337	.369	.706	10	4	4
2012	Wilmington (CARL)	.253	101	380	59	96	20	3	8	36	41	0	70	25	4	.328	.384	.712	9	5	4
	Northwest Arkansas (TL)	.260	24	96	12	25	2	1	1	8	8	0	19	3	2	.314	.333	.647	1	1	0
2013	Northwest Arkansas (TL)	.270	94	322	31	87	20	5	3	43	22	0	57	17	7	.319	.391	.710	5	2	2
2014	Northwest Arkansas (TL)	.278	44	162	22	45	13	1	5	20	22	0	27	5	4	.366	.463	.829	4	1	1
	Omaha (PCL)	.340	76	321	57	109	28	3	3	29	17	1	52	11	7	.373	.474	.847	2	3	2
2015	Omaha (PCL)	.265	135	544	83	144	29	5	38	39	1	66	32	9	.317	.364	.681	4	3	4	
2016	KANSAS CITY (AL)	.283	81	311	44	88	22	3	2	29	19	1	72	8	3	.323	.392	.715	1	1	0
	Omaha (PCL)	.266	69	274	46	73	19	0	8	29	22	1	55	20	2	.321	.423	.744	2	2	2
2017	KANSAS CITY (AL)	.288	145	587	80	169	32	6	19	78	29	0	88	34	8	.324	.460	.784	1	7	6
	Omaha (PCL)	.412	9	34	6	14	4	0	3	9	1	0	4	1	1	.432	.794	1.226	0	1	1
2018	KANSAS CITY (AL)	.304	158	632	88	192	43	3	12	60	61	2	114	45	10	.346	.438	.805	2	6	6
2019	KANSAS CITY (AL)	.302	162	681	105	206	41	10	16	74	45	5	126	20	10	.348	.463	.811	0	4	5
2020	KANSAS CITY (AL)	.282	60	248	38	70	12	0	9	30	12	0	33	12	3	.325	.440	.765	0	1	4
2021	KANSAS CITY (AL)	.277	162	664	97	184	42	3	10	74	40	1	103	40	4	.317	.395	.712	0	12	4
2022	KANSAS CITY (AL)	.240	95	383	51	92	23	1	6	42	30	0	61	15	3	.290	.352	.642	0	7	0
	TORONTO (AL)	.281	44	121	19	34	5	0	5	16	8	0	24	1	2	.323	.446	.769	0	1	0
	2 TEAMS	.250	139	504	70	126	28	1	11	58	38	0	85	16	5	.298	.375	.673	0	8	0
	Minor Totals	.274	725	2796	414	765	173	24	46	274	239	3	481	143	53	.333	.402	.735	41	25	23
	MAJOR TOTALS	.285	907	3627	522	1035	220	26	79	403	244	9	621	175	43	.331	.426	.757	4	39	25

BIOGRAPHIES

LAST SEASON

HISTORY

RECORDS

OPPONENTS

PLAYER DEV.

MEDIA & MISC.



ALL-STAR GAME RECORD

Year	League and City	AVG	G	AB	R	H	2B	3B	HR	RBI	BB	IBB	SO	SB	CS	OBP	SLG	OPS	SH	SF	HBP
2019	AL at CLE	.000	1	2	0	0	0	0	0	0	0	0	1	0	0	.000	.000	.000	0	0	0
2021	AL at COL	.000	1	2	0	0	0	0	0	0	0	0	1	0	0	.000	.000	.000	0	0	0
TOTALS		.000	2	4	0	0	0	0	0	0	0	0	2	0	0	.000	.000	.000	0	0	0

WILD CARD RECORD

Year	Club and Opp.	AVG	G	AB	R	H	2B	3B	HR	RBI	BB	IBB	SO	SB	CS	OBP	SLG	OPS	SH	SF	HBP
2022	TOR vs. SEA	.200	2	5	0	1	0	0	0	0	0	0	0	0	0	.333	.200	.533	0	0	1

HOME RUN BREAKDOWN

Total	H	A	ONE GAME									
			2	3	4	GS	LO	XN	IP	PH	RHP	LHP
79	34	45	3	0	0	2	13	0	2	1	52	27

TRANSACTIONS

- Selected by the Kansas City Royals in the 9th round of the 2010 First-Year Player Draft
- Traded to the Toronto Blue Jays in exchange for RHP Max Castillo and INF Samad Taylor on August 2, 2022

GAME HIGHS

ML Debut	May 18, 2016 vs. BOS	Stolen Bases	3 – 4x, last: June 19, 2021
Runs	4 – May 11, 2022 at TEX	Last ML Home Run	Oct. 2, 2022 vs. BOS
Hits	5 – July 8, 2018 vs. BOS	Longest Hitting Streak	31G – Sept. 10, 2018-April 10, 2019
Home Runs	2 – 3x, last: Sept. 22, 2022 at TB	Longest On-Base Streak	31G – Sept. 10, 2018-April 10, 2019
RBI	6 – June 18, 2019 at SEA	Longest Hitless Streak	23AB – August 14-19, 2017

MILESTONES

Category	Date	Opponent	Pitcher	Notes
Hit	1 May 18, 2016	Boston	Price	Single
	1,000 July 30, 2022	at New York (AL)	Cortes	Double
Home Run	1 June 13, 2016	Cleveland	Carrasco	1R
Multi-HR Game (3)	1 July 23, 2017	Chicago (AL)	Holland, Jennings	1R, 1R
	2 June 18, 2019	at Seattle	Kikuchi, Biddle	3R, 2R
	3 Sept. 22, 2022	at Tampa Bay	Yarbrough, Knight	1R, 2R
Grand Slam HR (2)	1 May 7, 2019	at Houston	Valdez	7th inning
	2 August 25, 2021	at Houston	Javier	7th inning
Leadoff HR (13)	13 July 6, 2022	at HOU	Javier	—
Walk-off HR	1 Sept. 1, 2018	Baltimore	Givens	2R, 9th inning
Pinch-hit HR	1 Aug. 2, 2018	at Chicago (AL)	Cedeno	3R, 8th inning
RBI	1 May 27, 2016	Chicago (AL)	Jennings	Single
Stolen Base	1 May 28, 2016	Chicago (AL)	Rodon	3rd base
	100 July 6, 2019	at Washington	C-Ávila Scherzer C-Suzuki	2nd base

PROFESSIONAL CAREER:**MINORS:**

- In his 1st professional season in 2012, was named High-A Wilmington's Player of the Year.
- In 2014, named George Brett Hitter of the Year (organization's top offensive player) and Omaha Player of the Year.
- Spent the 2015 season with Triple-A Omaha, appearing at every position except for pitcher and catcher.

2016:

- Made his **MLB debut** on May 18 vs. BOS in the back half of a split doubleheader...Recorded his 1st career hit off **David Price**.
- Played in 81 games, making 55 starts at second base, 11 in left field, three in right field, three at third base and one at first base...Became the first Royals player to start games at five different positions (none of them as the DH) since **Willie Bloomquist** in 2010.
- Among AL rookies who recorded at least 300 at-bats, tied for 2nd in doubles (22), ranked 3rd in average (.283) and on-base percentage (.323), and finished 4th in multi-hit games (27).
- Hit in 30 of his first 34 games overall (May 18-June 27)...Since 1960, only **Ichiro Suzuki** (32 in 2001) and **David Dahl** (31 in 2016) had hit in more of their first 34 games.
- Recorded a hit in each of his first 18 home games, the 3rd-longest streak to begin a career since 1913, trailing **Rocco Baldelli** (20 in 2003) and **Albert Pujols** (19 in 2001).
- Recorded his 1st home run on June 13 vs. CLE and hit his 2nd the next day, becoming the first Royals rookie to homer in consecutive games since **Mike Moustakas** in 2011.



2017:

- Led the American League with 34 stolen bases, becoming the first Royal to lead the league in steals since **Johnny Damon** (46) in 2000...His stolen base total ranked 4th in the Majors.
- Became the 3rd Royals player (4th time) with at least 30 doubles, 30 steals, and 19 home runs in a season, joining **Carlos Beltrán** (2001, 2002) and **Amos Otis** (1978).
- Tied for 3rd in the American League in triples (6) and tied for 4th in infield hits (23).
- Led the American League with 94 hits after the All-Star break, the most second-half hits by a Royal since **Billy Butler** (102) and **Alex Gordon** (98) in 2012.
- Had a 19-game hitting streak (May 13-June 4), tied for the longest in the American League in 2017 with **Jose Altuve**.
- Recorded his 1st multi-homer game on July 23 vs. CWS, hitting solo shots off **Derek Holland** and **Dan Jennings**...Became the first Royals second baseman with a multi-homer game since **Alberto Callaspo** on April 18, 2010 at MIN and the first Royals leadoff hitter (any position) with a multi-homer game since **Lorenzo Cain** on September 7, 2012 at CWS.
- Became the 12th Royal (16th time) to homer in both games of a doubleheader, August 6 vs. SEA.

2018:

- Named the Les Milgram Player of the Year by the Kansas City chapter of the BBWAA...Also tabbed the Royals finalist for the Hank Aaron Award.
- Became the 3rd player since WWII to lead the Major Leagues in both hits (192) and steals (45), joining **Dee Gordon** (2015) and **Ichiro Suzuki** (2001)...Prior to 1945, the only others to do it were **Snuffy Stirnweiss** (1944), **Ty Cobb** (1917, 1915, 1911, 1909), **Benny Kauff** (1914), and **Honus Wagner** (1908).
- Was the 3rd Royal to lead the Majors in hits, joining **Willie Wilson** (club-record 230 hits in 1980) and **George Brett** (212 in 1979; 215 in 1976, tied with **Pete Rose**).
- Became the 2nd Royal to lead the Majors in steals, joining **Willie Wilson** (club-record 83 in 1979)...Was the 1st Royal to lead the American League in stolen bases in consecutive seasons (34 in 2017)...His 45 steals in 2018 were most by a Royal since **Johnny Damon** (46) in 2000.
- Set a club-record with 16 steals of third base (18 attempts), four more than the previous high set by **Lorenzo Cain** (12) in 2015...Was the most in the American League since **Rajai Davis** (17) in 2012.
- Had a career-high five hits on July 8 vs. BOS, four of which came vs. **Rick Porcello**...Was the first five-hit game by a Royal since **Eric Hosmer** on July 26, 2017 at DET, and the 1st ever five-hit game by a Royal as a second baseman.
- Named Royals Player of the Month for August after recording 39 hits, two shy of the Major League lead...His .358 average ranked 3rd in the American League.
- Hit his 1st career walk-off homer on Sept. 1 vs. BAL, a two-run shot off **Mychal Givens**.
- Led the American League with 83 hits after the All-Star break for the second straight season (94 in 2017).

2019:

- Named the recipient of the Joe Burke Special Achievement Award as well as the "Good Guy" Award winner by the Kansas City Chapter of the BBWAA.
- Set career highs in games (162), runs (105), hits (206), triples (10), extra-base hits (67), slugging pct. (.463), and OPS (.811).
- Selected as the Royals lone representative in the 2019 All-Star Game and replaced **Mike Trout** in center field.
- Named the Royals 2019 Heart and Hustle Award winner by the MLBPA, an award which honours active players who demonstrate a passion for the game of baseball and best embody the values, spirit and traditions of the game.
- Led the Majors with 206 hits, matching **Mike Sweeney** (2000) for 6th most in Royals history...After leading the Majors with 192 hits in 2018, he became the 2nd right-handed batter ever to lead the Majors in hits in consecutive seasons, joining Hall of Famer **Kirby Puckett**, who did it in 1988-89...Became the first player, regardless of handedness, to lead the Majors in hits in consecutive seasons since **Ichiro Suzuki** from 2006-2010, and was the 2nd Royal to turn the trick, joining **George Brett** (1975-1976).
- Recorded a hit in an MLB-best 129-of-162 games (80.1%), three more than **Kevin Seitzer**'s previous franchise record of 126 games in 1987...Was the most games with a hit in the Majors since **Derek Jeter** hit safely in 129 games in 2012.
- Hit safely in his first 11 games, after hitting in his final 20 games of the 2018 season, to mark the longest hitting streak in Royals history (31), one more than **George Brett**'s previous club-record of 30 straight in 1980...Marked the longest streak in the Majors since **Dan Uggla**'s 33-game run in 2011.
- Became the first to lead the AL in both hits and triples since **Nomar Garciaparra** (209 hits, 11 triples) during his 1997 Rookie of the Year Award-winning season.
- Recorded his 2nd career multi-homer game on June 18 at SEA, collecting a career-high six RBI.
- Hit leadoff home runs on Aug. 9 at DET (**Edwin Jackson**) and Aug. 11 at DET (**Daniel Norris**), becoming the second Royal to hit two leadoff homers in the same series, joining **Alex Gordon**, who did it in Baltimore exactly seven years prior, on Aug. 9 and 11, 2012.
- Hit an inside-the-park home runs on July 16 off Chicago's **Dylan Cease** and on Aug. 9 off Detroit's **Edwin Jackson**, which led off the game, making him the 6th player in franchise history to hit a leadoff inside-the-park homer in a regular-season game, and the first since **Omar Moreno** on Sept. 5, 1985 vs. MIL.
- Went hitless in back-to-back games on Aug. 3-4 for the first time since Sept. 3-5, 2018...According to Sportradar, his streak of 135 consecutive games without back-to-back hitless contests was the 2nd longest in the American League since 1946, trailing only **Ichiro Suzuki**'s streak of 180 from 2008-2009.
- Led the Majors with 42 leadoff hits, most by a Royal since **Johnny Damon** had 44 leadoff hits in 2000.

Career-Highs - Statcast

	Speed/Distance	Date
Hardest Hit Ball:	110.5 MPH	July 29, 2017 at BOS
Farthest Hit Ball:	434 ft	May 4, 2019 at DET
Top Sprint Speed:	31.1 ft/s	Aug. 26, 2017 at CLE

2020:

- Appeared in all 60 games, including starts in right field (28), center field (20), second base (10) and left field (2), and was in the field for 511.0 of the Royals' 517.0 innings (98.8%).
- Batted .282 (70-for-248), and ranked 3rd in the American League in hits behind **José Abreu** (76) and **DJ LeMahieu** (71).
- Tied **José Abreu**, **José Ramírez**, and **Eloy Jiménez** for the American League lead in multi-hit games (21), one behind **Corey Seager** and **Trea Turner**, who led the Majors...Also tied for 2nd in the AL in steals (12), tied for 8th in runs (38), and was 12th in total bases (109).
- Led the Majors in leadoff hits (20), one more than **Tim Anderson**...That included 10 leadoff hits in his final 19 games (Sept. 7-27)...Of his 20 leadoff hits, a Majors-most six were doubles.
- His 70 hits from the leadoff spot tied **DJ LeMahieu** for the Majors lead...Ranked 4th in RBI (30), 5th in runs and tied for 6th in HR (9).
- His 41 hits on the road ranked 3rd in the Majors behind **Trea Turner** (46) and **Lourdes Gurriel Jr.** (43) while his .328 average ranked 5th in the AL.
- Recorded a season-high four RBI at Target Field on Aug. 15 in the later half of a doubleheader, which included a three-run homer and an RBI single...Marked his 5th career game with four RBI or more, and first since June 18, 2019 at SEA, when he collected a career-high six RBI.

2021:

- Played in all 162 games for the 2nd time in his career (also 2019), joining **Marcus Semien** as the only two players to appear in every game in 2021, although he was the only player to start in 162 games.
- Became the 3rd Royal to start every game in a season, joining **Aldices Escobar** (2014, 2016, 2017) and **Paul Schaal** (161 games in 1971), and he became the 5th MLB player to start and bat leadoff in 162 games (or more) in a single season, joining **Maury Wills** (164 games in 1962), **Dave Cash** (1974 and 75), **Pete Rose** (1975), and **Ichiro Suzuki** (2010).
- Game 162 marked his 469th consecutive game, extending his Royals record as well as the longest active streak in the Majors...Passed **Hunter Pence**'s streak of 468 straight games from April 24, 2012-Sept. 28, 2014 and Whit's streak was the longest in the Majors since **Prince Fielder** played in 547 straight games from Sept. 14, 2010-May 16, 2014.
- Named an All-Star for the 2nd time, and went 0-for-2 while playing second base for the American League in the All-Star Game at Coors Field.
- Led the AL in steals for the 3rd time in the last five seasons with 40 swipes (also in 2017 and 2018)...Marked his 2nd season with 40 (or more) thefts, following his Major League-best 45-steal season in 2018, becoming the 4th Royal to record multiple 40-steal seasons, joining **Willie Wilson** (7), **Fred Patek** (3), and **Tom Goodwin** (2).
- Tied for the MLB lead in doubles (42), matching **J.D. Martinez**, **Jeimer Candelario**, and **Bryce Harper**...According to Bally Sports, was the first player to lead the AL in both doubles and steals since Detroit's **Charlie Gehringer** (45 doubles, 27 steals) in 1929.
- Recorded the third 40-double/40-steal season in Royals history and his second (43 doubles, 45 steals in 2018), joining **Johnny Damon** (42 doubles, 46 steals) in 2000...Became the 7th player with multiple 40-double/40-steal seasons in Major League history, joining **Brian Roberts** (2007, 2008), **Hanley Ramírez** (2006, 2007), **Alfonso Soriano** (2002, 2006), **George Sisler** (1920, 1922), **Tris Speaker** (1912, 1914), and **Ty Cobb** (1911, 1917).
- Ranked 3rd in the AL in hits (184), trailing **Bo Bichette** (191) and **Vladimir Guerrero Jr.** (188)...Also tied for 5th in the Junior Circuit in multi-hit games (49), tied for 2nd in three-hit games (17) and infield hits (24), and was tied for 11th with 97 runs scored.
- Set a career high with 12 sacrifice flies, which tied with **Yuli Gurriel** for the Majors lead, becoming the 3rd Royal to hold at least a share of the Majors lead in sac flies, joining **Darrell Porter**, who tied for the lead in 1979 with 13, and **John Mayberry**, who tied for the lead in 1976 with 12.
- Led Major League second basemen in putouts (283) and double plays turned (103) and also ranked 2nd in the American League among qualifying second basemen with a .988 fielding percentage, behind **Nick Solak** (.989)...His 14 defensive runs saved were tops among all second basemen.
- Swiped 33 straight bags without being caught, after being thrown out on his first attempt of the season on April 11 at CWS...His streak matched **Carlos Beltrán** (33 from 1999-2001) for the longest run in franchise history, before being thrown out by the Yankees' **Rob Brantly** on August 11...His streak was the longest in the Majors since **Byron Buxton** swiped 33 straight without being caught between 2017-19.
- Homered in each of the first two games of the season, joining teammate **Michael A. Taylor** as the 3rd and 4th Royals to do so in franchise history, along with **Amos Otis** (1977) and **Clint Hurdle** (1981).
- Homered and drove in all three runs in a win on April 5 at CLE, becoming the 1st Royal to hit three homers in the team's first four games of a season...Also became the 2nd Royal to record an extra-base hit in each of the first four games of a season, joining **Amos Otis** (1982)...Was the 8th player since 1901 to do this as a second baseman - a group that includes **Rogers Hornsby** (1924) - and the first since Houston's **Bill Doran** in 1989.
- Recorded his 1st steal of home on Aug. 21 at Wrigley Field, executing a double-steal with **Nicky Lopez** at first base, becoming the 39th different Royal (47th occurrence) to steal home and the first since **Chris Owings** on April 12, 2019 vs. CLE.
- Hit his 2nd career grand slam on Aug. 25 at HOU, turning a 3-1 deficit into a 5-3 lead, following his 1st slam on May 7, 2019, which was also in Houston...It snapped a drought of 194 at-bats without a homer, which was the 2nd longest of his career, behind a 219 at-bat drought from 2016-2017.





PEACOCK MATT

54
PITCHER

BIRTHDATE February 27, 1994
 OPENING DAY AGE 28
 BIRTHPLACE Saraland, AL
 RESIDENCE Mobile, AL
 INSTAGRAM N/A

BATS/THROWS R/R
 HEIGHT/WEIGHT 6-1/185
 CONTRACT STATUS signed thru 2023
 M.L. SERVICE 1.018
 OPTIONS USED 2 of 3

NON-ROSTER

PERSONAL:

- Matthew Allen Peacock.
- Resides in Mobile, AL, during the offseason with his wife, Preslie.
- Played three seasons at the University of South Alabama (2014-2017), where he went 3-4 with a 4.50 ERA (32 ER/64.0 IP) and 68 strikeouts in 36 games (1 start) for the Jaguars.
- Stepped away from baseball for his redshirt junior season of college after suffering a "flexor mass injury" and having a bone spur removed...Went to work for his uncle at the family's sawmill company, but went back to South Alabama in 2017 and was drafted by the D-backs.

LAST SEASON:

- Recalled on April 17 and made two appearances for the Diamondbacks (2.2 IP) before being optioned on April 19.
- Designated for assignment on April 21 and traded to the Royals in exchange for cash considerations on April 24.
- Recalled on three occasions to pitch in seven games for the Royals (7.1 IP).
- Designated for assignment on July 1 and claimed off waivers by the Blue Jays on July 6.
- Called up to the Blue Jays on Aug. 3 and was optioned a day later without pitching.
- Designated for assignment on Aug. 9 and then finished the year with Triple-A Buffalo.
- Pitched in 14 total games for the Bisons, going 1-2 with a 4.02 ERA and a 1.34 WHIP.

Bold - career high; Red - league high

Year	Club & League	W-L	ERA	G	GS	CG	SHO	SV	IP	H	R	ER	HR	HB	BB	IBB	SO	WP	BK	AVG
2017	Hillsboro (NORW)	0-2	2.45	22	0	0	0	1	29.1	24	8	8	2	1	8	0	23	0	0	.229
2018	Kane County (MIDW)	3-3	3.59	17	5	0	0	2	42.2	42	21	17	3	2	11	0	35	4	1	.253
	Visalia (CALL)	4-3	4.66	11	11	0	0	0	56.0	57	32	29	6	5	17	0	55	6	1	.254
2019	Jackson (SOUL)	8-4	2.97	21	21	2	1	0	115.1	96	41	38	5	1	43	0	81	2	0	.231
2021	ARIZONA (NL)	5-7	4.90	35	8	0	0	0	86.1	107	55	47	13	1	28	5	50	2	1	.304
	Reno (AAAW)	1-1	13.50	5	0	0	0	1	4.0	7	6	6	2	0	0	0	3	0	0	.368
2022	ARIZONA (NL)	0-0	6.75	2	0	0	0	0	2.2	3	2	2	1	0	2	0	2	0	0	.273
	KANSAS CITY (AL)	0-0	9.91	7	0	0	0	0	7.1	9	4	4	0	0	2	0	4	1	0	.290
	Northwest Arkansas (TL)	0-1	9.00	1	0	0	0	0	1.0	3	2	1	0	0	1	0	0	0	0	.500
	Reno (PCL)	1-1	9.00	3	0	0	0	0	4.0	7	4	4	1	1	0	0	2	0	0	.389
	Omaha (IL)	0-1	4.50	8	0	0	0	0	10.0	13	7	5	2	0	3	0	8	0	0	.295
	Buffalo (IL)	1-2	4.02	14	0	0	0	0	15.2	17	9	7	3	0	4	0	15	0	0	.270
	Minor Totals	18-18	3.72	102	37	2	1	4	278.0	266	130	115	24	10	87	0	222	12	2	.251
	MAJOR TOTALS	5-7	4.95	44	8	0	0	0	96.1	119	61	53	14	1	32	5	56	3	1	.302

TRANSACTIONS

- Selected by the Arizona Diamondbacks in the 23rd round of the 2017 First-Year Player Draft
- Traded to the Kansas City Royals in exchange for cash considerations on April 24, 2022
- Claimed off waivers by the Toronto Blue Jays on July 6, 2022

GAME HIGHS

ML Debut	April 6, 2021 at COL	ER Allowed	7 - May 1, 2021 vs. COL
Innings Pitched:		HR Allowed	2 - 2x, last: July 16, 2021 vs. CHC
Starter	6.0 - May 30, 2021 vs. STL	Low Hit CG	None
Reliever	4.2 - Aug. 6, 2021 at SD	Last Win	Aug. 6, 2021 at SD
Walks:		Last Save	None
Starter	4 - June 4, 2021 at MIL	Last CG	None
Reliever	2 - 2x, last: Aug. 27, 2021 at PHI	Last ShO	None
Strikeouts:		Last Start	Aug. 12, 2021 vs. SD
Starter	6 - May 30, 2021 vs. STL	Last Relief App.	June 28, 2022 vs. TEX
Reliever	4 - Aug. 6, 2021 at SD	Longest Win Streak	3G - July 7-Aug. 6, 2021
Hits Allowed	10 - June 14, 2021 at SF	Longest Losing Streak	5G - June 4-27, 2021
		Scoreless Innings Streak	8.0 - April 17-June 27, 2022

MILESTONES

Category	Date	Opponent	Notes
Start	1 May 12, 2021	Miami	L - 5.0 IP, 7H, 3ER, 2HR, 0BB, 3K
Win	1 April 6, 2021	at Colorado	as a reliever - 3.0 IP, 1H, 2R/OER, 1BB, 1K

BIOGRAPHIES

LAST SEASON

HISTORY

RECORDS

OPPONENTS

PLAYER DEV.

MEDIA & MISC.



PROFESSIONAL CAREER:**MINORS:**

- In 2017, made his professional debut with Class-A (short) Hillsboro, and finished the year with a 2.45 ERA (8 ER/29.1 IP)... Struck out 23 batters and walked just eight.
- Split the 2018 season between Class-A Kane County (17 games, 5 starts) and Advanced-A Visalia (11 starts)...For Kane County, went 3-3 with a 3.59 ERA (17 ER/42.2 IP) and was named a Mid-Season All-Star...Was promoted to Visalia in June and went on to post a 4.66 ERA (29 ER/56.0 IP) with 55 strikeouts.
- Spent the entire 2019 campaign with Double-A Jackson, where he finished with an 8-4 record, a 2.97 ERA (38 ER/115.1 IP), and 81 strikeouts over 21 starts...Threw back-to-back complete games in July, including a one-hit shutout on July 23 vs. Mississippi (7.0 innings)...Earned Double-A Jackson's Pitcher of the Month honours for July after going 4-0 with a 1.41 ERA (5 ER/32.0 IP) across five starts...Pitched in one game for the Salt River Rafter's in the Arizona Fall League, where he struck out four batters in 3.0 innings.
- Did not play in 2020 due to the cancellation of the minor league season.

2021:

- Pitched in 35 games for the Arizona Diamondbacks, including eight starts, and went 5-7 with a 4.90 ERA (47 ER/86.1 IP) and 50 strikeouts.
- Among National League rookies, finished tied for 4th in wins (5) and 8th in innings pitched (86.1).
- His 59.6 groundball percentage was 5th highest in the Majors (min. 75.0 IP).
- On April 6, 2021 at COL, became the 1st pitcher to make his **MLB debut** in an extra-inning game, record his 1st hit ([single](#)), and earn the win since Washington's **Marino Pieretti** on April 19, 1945 at the Philadelphia A's...Was also the first reliever to get a hit, score a run, and pick up the win in his debut since San Francisco's **John Montefusco** on Sept. 3, 1974 at the Dodgers (pitched 9.0 innings of relief) and only pitcher to do so overall when appearing after the 9th inning (*courtesy Sportradar*).

Statcast Data

	2022	Career
Strikeout %:	13.0	13.1
Walk %:	8.7	6.3
Hard Hit %:	36.1	44.9
Fastest Pitch:	96.9 MPH	June 25, 2021 at SD

FIRST-YEAR PLAYER DRAFT, 1ST ROUND SELECTIONS

1977	Tom Goffena-SS, #25	2001	Gabe Gross-OF, #15
1978	Lloyd Moseby-OF, #2	2002	Russ Adams-SS, #14
1979	Jay Schroeder-C, #3	2003	Aaron Hill-SS, #13
1980	Garry Harris-SS, #2	2004	David Purcey-LHP, #16
1981	Matt Williams-RHP, #5	2005	Ricky Romero-LHP, #6
1981	John Cerutti-LHP, #21	2006	Travis Snider-OF, #14
1982	Augie Schmidt-SS, #2	2007	Kevin Ahrens-INF, #16
1983	Matt Stark-C, #9	2007	J.P. Arencibia-C, #21
1985	Greg David-OF, #25	2008	David Cooper-IB, #17
1986	Earl Sanders-RHP, #25	2009	Chad Jenkins-RHP, #20
1987	Alex Sanchez-RHP, #17	2010	Deck McGuire-RHP, #11
1988	Ed Sprague-3B, #25	2011	Tyler Beede-RHP, #21
1989	Eddie Zosky-SS, #19	2012	D.J. Davis-OF, #17
1990	Steve Karsay-RHP, #22	2012	Marcus Stroman-RHP, #22
1991	Shawn Green-OF, #16	2013	Phillip Bickford-RHP, #10
1992	Shannon Stewart-OF, #19	2014	Jeff Hoffman-RHP, #9
1992	Todd Stevenson-OF, #25	2014	Max Pentecost-C, #11
1993	Chris Carpenter-RHP, #15	2015	Jon Harris-RHP, #29
1994	Kevin Witt-INF, #28	2016	T.J. Zeuch-RHP, #21
1995	Roy Halladay-RHP, #17	2017	Logan Warmoth-SS, #22
1996	Billy Koch-RHP, #4	2017	Nate Pearson-RHP, #28
1996	Joe Lawrence-SS, #16	2018	Jordan Groshans-SS, #12
1997	Vernon Wells-OF, #5	2019	Alek Manoah-RHP, #11
1998	Felipe Lopez-SS, #8	2020	Austin Martin-SS, #5
1999	Alexis Rios-OF, #19	2021	Gunnar Hoglund-RHP, #19
2000	Miguel Negron-OF, #18	2022	Brandon Barriera-LHP, #23





PEARSON

NATE

24
PITCHER

BIRTHDATE August 20, 1996
 OPENING DAY AGE 26
 BIRTHPLACE Odessa, FL
 RESIDENCE Odessa, FL
 INSTAGRAM @npearson24

BATS/THROWS R/R
 HEIGHT/WEIGHT 6-6/255
 CONTRACT STATUS signed thru 2023
 M.L. SERVICE 2.061
 OPTIONS USED 1 of 3

PERSONAL:

- Nathan Alexander Pearson.
- Attended Florida International for a year before transferring to Central Florida Community College in Ocala, FL...Went 5-2 with a 1.56 ERA in his 13 starts for Patriots in 2017 and struck out 118 batters over 81.0 innings (23 walks).
- Ranked by Baseball America as Toronto's 4th-best prospect after the 2017 season (91st overall), 6th after 2018 (70th overall) and then was ranked as the club's top prospect at the end of 2019.
- Ranked by MLB as Toronto's No. 1 prospect heading into 2020...Listed as Baseball America's 7th-best overall prospect.
- Ranked 14th overall and the Blue Jays' No. 1 by Baseball America heading into 2021...Named No. 1 RHP prospect by MLB Pipeline, as well as 10th overall and Toronto's No.1...Listed as Toronto's 2nd-best prospect by Baseball America (62nd overall) entering the 2022 season.
- Spends his leisure time golfing, jet skiing, and watching movies.

LAST SEASON:

- Made two appearances in Spring Training before he was sidelined through the start of the regular season with mononucleosis.
- Sustained a right lat strain while building back up in June and then spent time later in the summer rehabbing with Single-A Dunedin and Triple-A Buffalo.
- Pitched in 12 games for the Tigers Del Lacey of the Dominican Winter League, fanning 16 batters without allowing an earned run over 12.0 innings (5H, 4BB, .128 AVG).

Bold – career high; Red – league high

Year	Club & League	W-L	ERA	G	GS	CG	ShO	SV	IP	H	R	ER	HR	HB	BB	IBB	SO	WP	BK	AVG
2017	GCL Blue Jays (GCL)	0-0	0.00	1	1	0	0	0	1.0	1	0	0	0	0	0	0	2	0	0	.250
	Vancouver (NWL)	0-0	0.95	7	7	0	0	0	19.0	6	2	2	0	0	5	0	24	2	0	.097
2018	Dunedin (FSL)	0-1	10.80	1	1	0	0	0	1.2	5	3	2	1	0	0	0	1	1	0	.500
	Dunedin (FSL)	3-0	0.86	6	6	0	0	0	21.0	10	2	2	2	0	3	0	35	0	0	.139
2019	New Hampshire (EAS)	1-4	2.59	16	16	0	0	0	62.2	41	18	18	4	2	21	0	69	6	0	.186
	Buffalo Bisons (INT)	1-0	3.00	3	3	0	0	0	18.0	12	6	6	2	1	3	0	15	2	0	.185
2020	TORONTO (AL)	1 -0	6.00	5	4	0	0	0	18.0	14	15	12	5	0	13	0	16	1	0	.209
2021	Buffalo (AAA)	1-3	4.40	12	6	0	0	0	30.2	21	15	15	4	4	13	0	44	5	1	.189
	TORONTO (AL)	1 -1	4.20	12	1	0	0	0	15.0	14	8	7	2	0	12	1	20	5	0	.237
2022	Dunedin (FL)	0-0	3.38	2	1	0	0	0	2.2	1	1	1	0	0	1	0	1	0	0	.125
	Buffalo (IL)	2-1	3.55	11	0	0	0	0	12.2	7	5	5	2	0	7	0	18	1	0	.163
Minor Totals		8-9	2.71	59	41	0	0	0	169.1	104	52	51	15	7	53	0	209	17	1	.174
MAJOR TOTALS		2-1	5.18	17	5	0	0	0	33.0	28	23	19	7	0	25	1	36	6	0	.222

WILD CARD RECORD

Year	Club and Opp.	W-L	ERA	G	GS	CG	ShO	SV	IP	H	R	ER	HR	HB	BB	IBB	SO	WP	BK	AVG
2020	TOR vs. TB	0-0	0.00	1	0	0	0	0	2.0	0	0	0	0	0	0	0	5	0	0	.000

TRANSACTIONS

- Selected by the Toronto Blue Jays in the 1st round (28th overall) of the 2017 First-Year Player Draft
- On injured list (right elbow tightness) from Aug. 19-September 23, 2020
- On injured list (right adductor strain) from March 29-April 28, 2021
- On injured list (mononucleosis) from April 4-October 5, 2022

GAME HIGHS

ML Debut	July 29, 2020 at WAS	ER Allowed	5 – Aug. 18, 2020 at BAL
Innings Pitched:		HR Allowed	3 – Aug. 18, 2020 at BAL
Starter	5.0 – 2x, last: Aug. 6, 2020 at ATL	Low Hit CG	None
Reliever	2.0 – 2x, last: Sept. 30, 2021 vs. NYY	Last Win	Sept. 11, 2021 at BAL(1)
Walks:		Last Save	None
Starter	5 – May 9, 2021 at HOU	Last CG	None
Reliever	2 – Sept. 11, 2021 at BAL(1)	Last ShO	None
Strikeouts:		Last Start	May 9, 2021 at HOU
Starter	5 – 2x, last: Aug. 6, 2020 at ATL	Last Relief App.	Oct. 3, 2021 vs. BAL
Reliever	4 – Sept. 30, 2021 vs. NYY	Longest Win Streak	1G – 2x, last: Sept. 11, 2021 at BAL(1)
Hits Allowed	5 – Aug. 12, 2020 vs. MIA	Longest Losing Streak	1G – May 9, 2021 at HOU
		Scoreless Innings Streak	6.0 – Sept. 22, 2021-current



MILESTONES

Category	Date	Opponent	Notes
Start	1 July 29, 2020	at Washington	ND - 5.0 IP, 2H, 0ER, 2BB, 5K
Win	1 Sept. 25, 2020	Baltimore	as a reliever - 1.2 IP, 1H, 0ER, 1BB, 2K

PROFESSIONAL CAREER:

MINORS:

- Made eight starts in his 1st pro season in 2017: one for the GCL Blue Jays and seven for Class-A (short) Vancouver...Combined for a 0.90 ERA as he allowed just two runs over 20.0 innings while striking out 26 batters (0.60 WHIP).
- Made just one start in 2018 before having his season ended with a fractured right ulna when he was hit by a line drive.
- Played for the Surprise Saguaros in the Arizona Fall League and went 2-2 over six starts...Had his fastball reach as high as 104 MPH while there and was named to both the 2018 AFL Rising Stars Team and the All-Prospect Team.
- Started his 2019 campaign with Advanced-A Dunedin and posted a 0.86 ERA across six starts...Earned a promotion to Double-A New Hampshire on May 7 and held a 2.59 ERA in his 16 starts for the Fisher Cats...Was selected to the Futures Game where he threw a hitless inning with two strikeouts...Touched 101 MPH with his fastball on four occasions...Finished the year with three starts for Triple-A Buffalo...Went 1-0 while allowing six runs over 18.0 innings for a 3.00 ERA and a 0.83 WHIP (15K/3BB)...Threw 7.0 shutout innings in his Triple-A debut on Aug. 20 at Rochester...Allowed three hits and struck out three batters without issuing a walk on what was his 23rd birthday.

2020:

- Entered the season as Toronto's top-rated prospect by MLB and Baseball America (7th overall by BA; 8th overall by MLB).
- Made his **MLB Debut** on July 29 at WAS...Threw 5.0 scoreless innings, taking a no-decision as the Jays were shutout, 4-0, by **Max Scherzer** and the Nationals...Allowed two hits and two walks while striking out five batters...**Punched out** the 1st batter he faced (**Trea Turner**), becoming the 7th pitcher in team history to debut as a starter and strike out the 1st batter faced (last: **Matt Boyd** on June 27, 2015 vs. TEX)...Became the 3rd pitcher in Blue Jays history to throw 5+ scoreless innings in an MLB debut, joining **Mauro Gozzo** (Aug. 8, 1989 vs. TEX) and **Trent Thornton** (March 31, 2019 vs. DET)...Also became the 49th player in team history to make his MLB debut as a starting pitcher, following up **Thomas Hatch** from three days earlier (July 26 at TB).
- Made his 1st start at home on Aug. 12 vs. MIA...Lasted 2.1 frames while allowing seven runs (four earned) with five hits, four walks and one strikeout...Walked four batters for the 1st time in his professional career.
- Placed on the injured list from Aug. 19-Sept. 23 with right elbow tightness.
- Pitched in relief for the 1st time on Sept. 25 vs. BAL...Earned his 1st career win with 1.2 scoreless innings (1H, 1BB, 2K)...Struck out the 1st batter he faced (**Austin Hays**) with a **101.5 MPH** fastball, then the fastest pitch ever recorded by a Blue Jay (tracking began in 2008), surpassing the 101.2 MPH pitch by **Brandon Morrow** on Sept. 10, 2014 vs. CHC.
- Made his postseason debut in Game 2 of the ALWC on Sept. 30 at TB...Fired 2.0 frames in relief and retired all six batters faced...**Fanned five** hitters, the most by a reliever making his 1st career postseason appearance in club history...Became the 5th rookie all-time to strike out the first three batters faced in a postseason career, joining **John Candelaria** (4 in 1975) **Alan Hembree** (3 in 1995), **Dave Riske** (3 in 2001) and **Craig Kimbrel** (3 in 2010).

2021:

- Entered the season as Toronto's top-rated prospect by MLB and Baseball America...Named top RHP prospect by MLB Pipeline.
- Made 12 appearances for Triple-A Buffalo (six starts), going 1-3 with a 4.40 ERA and a .189 AVG (30.2 IP, 21H, 15ER, 4HR, 13BB, 44K).
- Placed on injured list from March 29-April 28 with a right adductor strain...Also landed on the Minor League IL from June 22-Aug. 13.
- Called up from Triple-A Buffalo on May 9 and lasted 2.1 innings in his only MLB start of the season (5th career start) at HOU (4H, 3ER, 5BB, 0K).
- Recalled again from Buffalo on Sept. 1 and made 11 relief appearances to close out the year.
- Went 1-0 with a 2.84 ERA (4 ER/12.2 IP), seven walks, and 20 strikeouts for a 1.34 WHIP out of the bullpen.
- Threw a **101.8 MPH fastball** on Sept. 30 vs. NYY, the fastest ever tracked (since 2008) by a Blue Jays pitcher, breaking his own 101.5 MPH record from Sept. 25, 2020.

Statcast Data

	2021	Career
Strikeout %:	28.6	23.8
Walk %:	15.7	15.9
Hard Hit %:	46.2	41.8
Fastest Pitch:	101.8 MPH	Sept. 30, 2021 vs. NYY





POP ZACH

56 PITCHER

BIRTHDATE September 20, 1996
OPENING DAY AGE 26
BIRTHPLACE Brampton, ON
RESIDENCE Brampton, ON
INSTAGRAM @zach_pop78

BATS/THROWS R/R
HEIGHT/WEIGHT 6-4/220
CONTRACT STATUS signed thru 2023
M.L. SERVICE 1.094
OPTIONS USED 1 of 3

PERSONAL:

- Zachery Michael Pop.
- Attended Notre Dame Catholic High School in Brampton, Ontario...Also played golf, volleyball, and hockey while at Notre Dame.
- Was a member of the Canadian Junior National Team before college.
- Spent three years at the University of Kentucky from 2015-2017, going 1-3 with a 4.58 ERA in 74.2 innings...Made two starts as a freshman and six starts as a sophomore.
- Is the 29th Canadian-born player to take the field for the Blue Jays.

LAST SEASON:

- Allowed just four of his 21 inherited runners to score (19.0%).
- 28 of his 35 outings were scoreless.
- Kept a 3.60 ERA (8 ER/20.0 IP) while going 2-0 in 18 games with the Marlins.
- Went 2-0 with a 1.89 ERA (4 ER/19.0 IP) and a 1.05 WHIP in 17 games for Toronto.
- Traded to Toronto along with **Anthony Bass** and a player to be named later in exchange for **Jordan Groshans** on Aug. 2.
- Made his Blue Jays debut on Aug. 5 at MIN, allowing two hits over 1.0+ inning...Became the 29th Canadian-born player to suit up for the Blue Jays.
- Earned his 1st win as a Blue Jay on Sept. 21 at PHI (2.0, H, 2K), the 8th Canadian pitcher to get a W for Toronto.
- Picked up his 4th win of the year with 2.0 shutout frames (2K) on Oct. 2 vs. BOS...Along with **Jordan Romano**, became the 1st set of Canadian-born Blue Jays to earn the win and the save in the same game.
- Did not allowed a run in his last eight games of the regular season (10.2 IP, 6H, 2BB, 9K).
- Made his postseason **debut** in Game 1 of the ALWC vs. SEA on Oct. 7 (0.1IP, 2H, K).

Bold - career high; Red - league high

Year	Club & League	W-L	ERA	G	GS	CG	SHO	SV	IP	H	R	ER	HR	HB	BB	IBB	SO	WP	BK	AVG
2017	Dodgers (ARIZ)	0-0	0.00	5	0	0	0	0	5.0	2	0	0	0	0	2	0	5	0	0	.125
2018	Great Lakes (MIDW)	0-2	2.20	11	0	0	0	0	16.1	12	8	4	1	0	7	0	24	0	0	.194
	Rancho Cucamonga (CALL)	1-0	0.33	19	0	0	0	7	27.0	13	1	1	0	2	6	0	23	3	0	.149
	Bowie (EL)	1-1	2.53	14	0	0	0	1	21.1	14	7	6	0	1	6	0	17	2	0	.189
2019	Bowie (EL)	1-0	0.84	8	0	0	0	0	10.2	7	1	1	0	2	4	0	11	1	0	.184
2021	MIAMI (NL)	1-0	4.12	50	0	0	0	0	54.2	54	29	25	3	8	24	2	51	2	0	.254
	Jupiter (LASE)	0-0	3.86	2	1	0	0	0	2.1	3	1	1	0	0	0	0	3	0	0	.333
2022	Jacksonville (IL)	0-1	2.22	19	0	0	0	0	24.1	28	8	6	0	1	8	0	20	2	0	.298
	Buffalo (IL)	0-0	4.91	4	0	0	0	0	3.2	3	3	2	0	1	4	0	5	0	0	.200
	MIAMI (NL)	2-0	3.60	18	0	0	0	0	20.0	23	9	8	1	1	2	0	14	1	0	.288
	TORONTO (AL)	2-0	1.89	17	0	0	0	0	19.0	18	4	4	1	1	2	0	11	0	0	.254
	2 TEAMS	4-0	2.77	35	0	0	0	0	39.0	41	13	12	2	2	4	0	25	1	0	.272
	Minor Totals	3-4	1.71	82	1	0	0	8	110.2	82	29	21	1	7	37	0	108	8	0	.208
	MAJOR TOTALS	5-0	3.56	85	0	0	0	0	93.2	95	42	37	5	10	28	2	76	3	0	.261

WILD CARD RECORD

Year	Club and Opp.	W-L	ERA	G	GS	CG	ShO	SV	IP	H	R	ER	HR	HB	BB	IBB	SO	WP	BK	AVG
2022	TOR vs. SEA	0-0	0.00	1	0	0	0	0	0.1	2	0	0	0	0	0	0	1	0	0	.667

TRANSACTIONS

- Selected by the Los Angeles Dodgers in the 7th round of the 2017 First-Year Player Draft
- Traded to the Baltimore Orioles along with OF Yusniel Diaz, RHP Dean Kremer, INF Rylan Bannon, and INF Breyvic Valera in exchange for INF Manny Machado on July 18, 2018
- Selected by the Arizona Diamondbacks in the Rule 5 Draft on December 10, 2020
- Traded to the Miami Marlins in exchange for future considerations on December 10, 2020
- On injured list (right middle finger soreness) from August 14-31, 2021
- Traded to the Toronto Blue Jays along with RHP Anthony Bass and a Player To Be Named Later in exchange for INF Jordan Groshans on August 2, 2022

Statcast Data

	2022	Career
Strikeout %:	15.9	19.0
Walk %:	2.5	6.5
Hard Hit %:	45.2	38.4
Fastest Pitch:	99.2 MPH	July 25, 2022 at CIN



GAME HIGHS

ML Debut	April 3, 2021 vs. TB	ER Allowed	5 – June 4, 2021 at PIT
Innings Pitched:		HR Allowed	1 – 5x, last: Aug. 20, 2022 at NYY
Starter	None	Low Hit CG	None
Reliever	2.1 – June 18, 2021 at CHC	Last Win	Oct. 2, 2022 vs. BOS
Walks:		Last Save	None
Starter	None	Last CG	None
Reliever	3 – 2x, last: July 5, 2021 vs. LAD	Last ShO	None
Strikeouts:		Last Start	None
Starter	None	Last Relief App.	Oct. 2, 2022 vs. BOS
Reliever	3 – 4x, last: June 1, 2022 at COL	Longest Win Streak	5G – June 30, 2021-current
Hits Allowed	6 – June 4, 2021 at PIT	Longest Losing Streak	None
		Scoreless Innings Streak	11.1 – April 17-May 20, 2021

MILESTONES

Category	Date	Opponent	Notes
Win	1 June 30, 2021	at Philadelphia	as a reliever - 1.0 IP, H, OER

PROFESSIONAL CAREER:

MINORS:

- In 2017, made his professional debut for the AZL Dodgers...Pitched in five games, allowing two hits and no runs in 5.0 innings.
- Made 44 appearances in 2018 and posted a 2-3 record and a 1.53 ERA (11 ER/64.2 IP) with 64 strikeouts across three different levels (Single-A Great Lakes, Advanced-A Rancho Cucamonga, and Double-A Bowie) in 2018...Allowed one earned run from April 17-July 11, totaling 40.2 innings pitched and 28 games...Posted a 0.33 ERA (1 ER/27.0 IP) in 14 games with Rancho Cucamonga...Held right-handers to a .162 batting average and left-handers to a .194 average.
- Traded from the Dodgers to the Orioles on July 18, 2018 in a deal that sent INF Manny Machado to the Dodgers.
- Pitched for Double-A Bowie in the Orioles organization in 2019...Worked in eight games, going 1-0 with an 0.84 ERA in 10.2 innings before suffering an elbow injury that would require Tommy John surgery.
- Did not pitch in 2020 as he recovered from Tommy John surgery.
- Was selected by the Arizona Diamondbacks in the 2020 Rule 5 Draft and traded to the Marlins for a player to be named later.

2021:

- Pitched in 50 games for the Marlins in 2021, finishing the season 1-0 with a 4.12 ERA while fanning 51 batters.
- Made his **MLB debut** on April 3 vs. TB...Pitched a scoreless, hitless inning.
- Earned his 1st Major League win on June 30 at PHI as he pitched a scoreless inning.
- Had a scoreless-innings streak of 11.1 frames (nine appearances) from April 17-May 20.

CANADIAN BLUE JAYS

29 Canadian-born players have worn the Blue Jays uniform for a Major League game:

NAME	POS.	HOMETOWN	YEAR(S)
Dave McKay	INF	Vancouver, BC	1977-1979
Paul Hodgson	OF	Fredericton, NB	1980
Rob Ducey	OF	Cambridge, ON	1987-1992; 2000
Denis Boucher	LHP	Lachine, QC	1991
Vince Horsman	LHP	Dartmouth, NS	1991
Rob Butler	OF	Toronto, ON	1993-1994; 1999
Paul Spoljaric	LHP	Kelowna, BC	1994; 1996-1997; 1999
Paul Quantrill	RHP	Cobourg, ON	1996-2001
Rich Butler	OF	Toronto, ON	1997
Steve Sinclair	LHP	Victoria, BC	1998-1999
Simon Pond	OF	North Vancouver, BC	2004
Corey Koskie	INF	Anola, MB	2005
Matt Stairs	INF/OF	St. John, NB	2007-2008
Scott Richmond	RHP	North Vancouver, BC	2008-2009; 2011-2012
Shawn Hill	RHP	Mississauga, ON	2010; 2012
Brett Lawrie	INF	Langley, BC	2011-2014
Adam Loewen	OF	Vancouver, BC	2011
Mike Nickeas	C	Vancouver, BC	2013
Dalton Pompey	OF	Mississauga, ON	2014-2018
George Kottaras	C	Scarborough, ON	2014
Russell Martin	C	East York, ON	2015-2018
Michael Saunders	OF	Victoria, BC	2015-2016; 2017
Jeff Francis	LHP	Vancouver, BC	2015
Andrew Albers	LHP	North Battleford, SK	2015
Scott Diamond	LHP	Guelph, ON	2016
John Axford	RHP	Simcoe, ON	2018
Vladimir Guerrero Jr.	INF	Montreal, QC	2019-
Jordan Romano	RHP	Markham, ON	2019-
Zach Pop	RHP	Brampton, ON	2022-





REES JACKSON

81 PITCHER

BIRTHDATE July 30, 1994
 OPENING DAY AGE 28
 BIRTHPLACE Aliso Viejo, CA
 RESIDENCE Aliso Viejo, CA
 INSTAGRAM @jacksonrees

BATS/THROWS R/R
 HEIGHT/WEIGHT 6-4/210
 CONTRACT STATUS signed thru 2023
 M.L. SERVICE 0.000
 OPTIONS USED 0 of 3

NON-ROSTER

PERSONAL:

- Jackson Wittmer Rees.
- Attended the University of Hawaii at Manoa in Honolulu...There he posted a 3.99 ERA (71 ER/160.1 IP) while going 10-5 over two seasons.
- Signed with the Blue Jays as an undrafted free agent on June 13, 2018.
- Plays beach volleyball in his spare time.
- Growing up in California, his favourite player was Angels pitcher and three-time All-Star **Jered Weaver**.

LAST SEASON:

- Missed the first half of the season recovering from Tommy John surgery.
- Underwent a rehab assignment from July 15-Aug. 17 and was then activated to Triple-A Buffalo's roster.
- Finished the year with nine relief appearances for the Bisons, going 0-1 with a 5.79 ERA (6 ER/9.1 IP) and 10 strikeouts next to three walks.
- Did not surrender a home run across any of his Minor League stops in 2022...Has allowed just three long balls in his professional career (last: Aug. 23, 2019 at FLA).

Bold - career high; Red - league high

Year	Club & League	W-L	ERA	G	GS	CG	SHO	SV	IP	H	R	ER	HR	HB	BB	IBB	SO	WP	BK	AVG
2018	GCL Blue Jays (GCL)	2-1	5.59	8	0	0	0	0	9.2	12	8	6	1	0	2	0	11	1	0	.300
	Bluefield Blue (APP)	0-1	4.63	8	0	0	0	0	11.2	13	10	6	1	0	5	0	12	4	1	.260
2019	Lansing (MID)	2-0	0.36	14	0	0	0	2	25.1	13	3	1	0	0	4	0	44	3	0	.149
	Dunedin (FL)	3-2	0.99	25	0	0	0	7	36.1	27	12	4	1	1	11	0	44	5	0	.205
2021	Buffalo (AAAE)	0-0	3.38	3	0	0	0	0	2.2	2	2	1	0	0	4	0	2	1	0	.250
2022	Blue Jays (FCL)	0-0	0.00	3	1	0	0	0	3.0	0	0	0	0	0	1	0	6	0	0	.000
	Dunedin (FL)	0-0	0.00	3	1	0	0	0	4.0	0	0	0	0	0	2	0	6	0	0	.000
	Buffalo (IL)	0-1	5.79	9	0	0	0	0	9.1	15	7	6	0	0	3	0	10	1	0	.357
Minor Totals		7-5	2.12	73	2	0	0	9	102.0	82	42	24	3	1	32	0	135	15	1	.216

TRANSACTIONS

- Signed by the Toronto Blue Jays on June 13, 2018

PROFESSIONAL CAREER:

MINORS:

- Began his pro career in 2018 with eight outings for Toronto's GCL unit before making another eight appearances for Rookie-level Bluefield...Combined for a 5.06 ERA with 23 strikeouts in 21.1 innings.
- Began his 2019 campaign with Class-A Lansing where he allowed just one run while striking out 44 batters for a 0.36 ERA and a 0.67 WHIP.
- Received a promotion to Advanced-A Dunedin in June and pitched in 25 games for the D-Jays.
- Kept a 0.99 ERA and fanned 44 batters over 36.1 innings of work, finishing his season with a combined 12.9 SO/9 and a 0.89 WHIP.
- Unanimously chosen as Top Relief Pitcher for the 2019 MiLB Awards...Also named a MiLB.com Organizational All-Star and was selected to the 2019 All-MiLB team.
- Pitched for Scottsdale in the Arizona Fall League and allowed three runs over 8.1 frames...Issued one walk while collecting 13 strikeouts and was named to the Rising Stars Team.
- Spent the cancelled 2020 Minor League season working out at home in a makeshift gym in his garage...His dad served as his catcher for the summer.
- Started his 2021 campaign at the club's alternate training site...Joined Triple-A Buffalo for three games before he was sidelined for the rest of the year with injuries...Underwent Tommy John surgery on June 9 in Cleveland.

BIOGRAPHIES

LAST SEASON

HISTORY

RECORDS

OPPONENTS

PLAYER DEV.

MEDIA & MISC.





RICHARDS

TREVOR

33

PITCHER

BIRTHDATE May 15, 1993
 OPENING DAY AGE 29
 BIRTHPLACE Aviston, IL
 RESIDENCE Aviston, IL
 INSTAGRAM @trevrchrds

BATS/THROWS R/R
 HEIGHT/WEIGHT 6-2/205
 CONTRACT STATUS signed thru 2023
 M.L. SERVICE 4.084
 OPTIONS USED 3 of 3

PERSONAL:

- Trevor Michael Richards.
- Trevor and his wife, Aunna, married in November of 2019 in the chapel at Drury University...Trevor graduated from Drury and returns there for offseason workouts...Drury is a small private school with an enrollment of less than 1,600 undergraduates...Trevor is just the 6th major leaguer in its history and the first since outfielder **Bill Virdon** finished playing in 1968.
- After pitching for the independent Gateway Grizzlies in 2015, entered the hiring process for the U.S. Border Patrol...He decided to give baseball one more shot in 2016 and signed with Miami that July.

LAST SEASON:

- Pitched in a career-high 62 games...Was ER-free in 45 of those outings.
- Went 0-1 with a 2.08 ERA (1 ER/4.1 IP) over his four starts (5H, BB, 7K).
- Placed on the injured list with a neck strain from June 18-July 2...Made one rehab appearance at Triple-A Buffalo (1.0, 3ER).
- Had a 4.33 ERA (17 ER/35.1 IP) with 49 strikeouts in 33 games after his return from the IL.
- Made his 1st start of the season and the 53rd of his career on Sept. 3 at PIT (last: Sept. 17, 2020, at BAL).
- Threw a shutout frame in his postseason [debut](#) in Game 1 of the ALWC vs. SEA on Oct. 7 (1.0, BB, K).

Bold - career high; Red - league high

Year	Club & League	W-L	ERA	G	GS	CG	SHO	SV	IP	H	R	ER	HR	HB	BB	IBB	SO	WP	BK	AVG
2016	Batavia (NYP)	0-0	1.69	3	1	0	0	0	10.2	9	5	2	1	0	2	0	15	4	0	.225
	Greensboro (SAL)	2-3	2.68	8	8	0	0	0	43.2	29	17	13	3	6	14	0	38	7	0	.186
2017	Jacksonville (SOU)	5-7	2.87	14	14	0	0	0	75.1	67	32	24	4	3	18	1	77	3	0	.231
	Jupiter (FSL)	7-4	2.17	13	11	0	0	0	70.2	54	21	17	2	5	12	0	81	4	0	.204
2018	New Orleans (PCL)	3-2	2.06	6	6	0	0	0	39.1	31	10	9	4	2	4	0	37	0	0	.215
	Miami (NL)	4-9	4.42	25	25	0	0	0	126.1	121	65	62	15	5	54	5	130	8	1	.253
2019	Durham (INT)	0-0	1.69	3	3	0	0	0	5.1	4	1	1	0	0	4	0	8	1	0	.200
	Miami (NL)	3-12	4.50	23	20	0	0	0	112.0	104	56	56	16	5	51	6	103	4	0	.248
2020	Tampa Bay (AL)	3-0	1.93	7	3	0	0	0	23.1	23	7	5	3	0	5	0	24	0	0	.253
	2 TEAMS	6-12	4.06	30	23	0	0	0	135.1	127	63	61	19	5	56	6	127	4	0	.249
2021	Tampa Bay (AL)	0-0	5.91	9	4	0	0	0	32.0	44	24	21	6	0	11	0	27	1	0	.321
	Durham (AAA)	1-0	0.00	7	0	0	0	0	7.1	3	0	0	0	0	1	0	12	0	0	.120
2022	Tampa Bay (AL)	0-0	4.50	6	0	0	0	1	12.0	9	6	6	2	0	3	0	16	1	0	.205
	Milwaukee (NL)	3-0	3.20	15	0	0	0	0	19.2	15	7	7	3	0	9	1	25	6	0	.208
2022	Toronto (AL)	4-2	3.31	32	0	0	0	0	32.2	16	13	12	7	0	10	0	37	1	0	.143
	3 TEAMS	7-2	3.50	53	0	0	0	1	64.1	40	26	25	12	0	22	1	78	8	0	.175
2022	Buffalo (IL)	0-1	27.00	1	0	0	0	0	1.0	3	3	3	2	0	0	0	1	0	0	.500
	Toronto (AL)	3-2	5.34	62	4	0	0	0	64.0	57	41	38	9	1	35	1	82	3	0	.238
Minor Totals		18-17	2.45	55	43	0	0	0	253.1	200	89	69	16	16	55	1	269	19	0	.211
MAJOR TOTALS		20-25	4.41	179	56	0	0	1	422.0	389	219	207	61	11	178	13	444	24	1	.244

WILD CARD RECORD

Year	Club and Opp.	W-L	ERA	G	GS	CG	ShO	SV	IP	H	R	ER	HR	HB	BB	IBB	SO	WP	BK	AVG
2022	TOR vs. SEA	0-0	0.00	1	0	0	0	0	1.0	0	0	0	0	0	1	0	1	0	0	.000

TRANSACTIONS

- Signed by the Miami Marlins as an undrafted free agent on July 7, 2016
- Traded to the Tampa Bay Rays along with RHP Nick Anderson in exchange for OF Jesus Sanchez and RHP Ryne Stanek on July 31, 2019
- Traded to the Milwaukee Brewers along with SS Willy Adames in exchange for RHP J.P. Feyereisen and RHP Drew Rasmussen on May 21, 2021
- Traded to the Toronto Blue Jays along with RHP Bowden Francis in exchange for 1B Rowdy Tellez on July 6, 2021
- On injured list (neck strain) from June 18-July 2, 2022



GAME HIGHS

ML Debut	April 2, 2018 vs. BOS	ER Allowed	7 – July 22, 2019 at CWS
Innings Pitched:		HR Allowed	2 – 15x, last: April 29, 2022 vs. HOU
Starter	7.0 – 4x, last: June 8, 2019 vs. ATL	Low Hit CG	None
Reliever	4.0 – Aug. 9, 2020 vs. NYY	Last Win	July 30, 2022 vs. DET
Walks:		Last Save	April 20, 2021 at KC
Starter	7 – July 8, 2018 at WAS	Last CG	None
Reliever	2 – 16x, last: Sept. 22, 2022 at TB	Last ShO	None
Strikeouts:		Last Start	Oct. 5, 2022 at BAL (1)
Starter	10 – April 25, 2018 at LAD	Last Relief App.	Sept. 28, 2022 vs. NYY
Reliever	4 – 7x, last: Sept. 28, 2022 vs. NYY	Longest Win Streak	7G – Aug. 23, 2019–July 24, 2021
Hits Allowed	11 – June 14, 2019 vs. PIT	Longest Losing Streak	7G – June 8–July 22, 2019
		Scoreless Innings Streak	10.2 – June 1–21, 2021

MILESTONES

Category	Date	Opponent	Notes
Start	1 April 2, 2018	Boston	L - 4.1 IP, 8H, 5ER, HR, BB, 5K
Win	1 June 12, 2018	San Francisco	as a starter - 6.0 IP, 2H, ER, 3BB, 2K
10+ Strikeout Games (1)			
	1 April 25, 2018	at Los Angeles (NL)	10 strikeouts
Save	1 April 20, 2021	at Kansas City	3.0 IP, H, ER, 4K

PROFESSIONAL CAREER:

MINORS:

- Signed with the Marlins on July 7, 2016 after making nine appearances (8 starts) for the Gateway Grizzlies in independent ball...Split his 1st affiliated professional season between Class-A (short) Batavia and Class-A Greensboro.
- Named the 2017 Marlins Minor League Pitcher of the Year...Led Marlins minor leaguers with 158 strikeouts and ranked 2nd with 12 wins...Split the season between Advanced-A Jupiter and Double-A Jacksonville, going 12-11 with a 2.53 ERA (41 ER/146.0 IP) in 27 appearances (25 starts)...Named to the FSL Mid-Season All-Star Team prior to his June 21 promotion...Named FSL Pitcher of the Week for May 29–June 4 after pitching six scoreless innings with 11 K's on June 2 at Dunedin...Named to the Marlins Organizational All-Star Team by MLB.com...Ranked by Baseball America as the No. 22 prospect in the Marlins system following the season...The publication also tabbed him as having the Best Changeup in the organization.

2018:

- Began the 2018 season in the Marlins' starting rotation and made 25 starts over two stints with the club, his 1st career Major League action...Optioned on April 28 after six starts but was recalled on June 7 for the remainder of the season.
- Made his **MLB debut** on April 2 vs. BOS in the Marlins' 5th game...Took the loss after allowing a go-ahead, two-run double to **Christian Vázquez** in the 4th inning and a two-run homer to **Hanley Ramírez** in the 5th.
- On April 25 at LAD, yielded one hit in 4.2 scoreless innings and recorded 10 strikeouts...Became the 6th rookie pitcher since 1913 to record double-digit strikeouts in a start of fewer than 5.0 innings, and the 1st to do it in a scoreless start... Was the 3rd Marlin with a double-digit strikeout outing within his first five career games, and the first since **Chuck Smith** on June 19, 2000 vs. MIL (11).
- Recorded his 1st career win on June 12 vs. SF...Yielded two hits, and his only run allowed in 6.0 IP was an RBI groundout.

2019:

- Spent most of the 2019 season in the Majors, split between the Marlins and Rays organizations.
- Acquired by Tampa Bay in a four-player deal just minutes before the July 31 trade deadline...Optioned to Triple-A Durham after the trade and made three starts there before his Aug. 18 recall.
- Went 3-0 with a 1.93 ERA (5 ER/23.1 IP) in seven games (three starts) with the Rays...Only allowed five walks in 23.1 IP with the Rays for a 1.93 BB/9, compared to a 4.10 BB/9 ratio with the Marlins.

2020:

- Pitched in nine games (four starts) spanning three stints with the Rays.
- Made his 3rd consecutive Opening Day roster, following 2018–2019 with Miami.
- Added to the ALDS roster prior to Game 4, replacing **Oliver Drake** (right flexor tendon strain), but did not pitch...Was not on the postseason roster for the Wild Card Series, ALCS or World Series.

2021:

- Pitched for Tampa Bay, Milwaukee, and Toronto, combining to go 7–2 with a 3.50 ERA (25 ER/64.1 IP) over 53 games... The seven wins and 53 outings were both career marks.
- Started the season with the Rays, posting a 4.50 ERA (6 ER/12.0 IP) over nine appearances.
- Traded to Milwaukee as part of a four-player deal on May 21.
- Notched his **1st professional save** on April 20 at KC (3.0 IP in a 14-7 win).
- Went 3-0 with a 3.20 ERA (7 ER/19.2 IP) in 15 games for the Brewers.
- Put together a career-long 10.2 scoreless innings streak over eight appearances from June 1–21.
- Acquired from the Brewers along with **Bowden Francis** for **Rowdy Tellez** on July 6.
- Made his Blue Jays debut on July 7 at BAL with a 1-2-3 6th inning (1K).
- Earned his 1st win as a Blue Jay on July 24 at NYM (1.0 IP, H, 3K), improving to 4-0 overall this season.
- Went 4-2 with a 3.31 ERA and a 0.80 WHIP in 32 games with Toronto.

Statcast Data

	2022	Career
Strikeout %:	29.3	24.7
Walk %:	12.1	9.2
Hard Hit %:	39.3	38.1
Fastest Pitch:	95.3 MPH	Aug. 20, 2021 vs. DET





NON-ROSTER

RITCHIE JAMIE

84

CATCHER

BIRTHDATE April 9, 1993
 OPENING DAY AGE 29
 BIRTHPLACE South Hadley, MA
 RESIDENCE Buford, GA
 INSTAGRAM NA

BATS/THROWS R/R
 HEIGHT/WEIGHT 6-2/203
 CONTRACT STATUS signed thru 2023
 M.L. SERVICE 0.000
 OPTIONS USED 0 of 3

PERSONAL:

- James Christopher Ritchie.
- Wife's name is Lauren.
- Born in South Hadley, MA, also home to former MLB Commissioner **A. Bartlett Giamatti**.
- Is a 2011 graduate of Buford (GA) High School, where he led the team to a Georgia State Championship as a senior.
- Played three seasons at Belmont University from 2012-2014...Was named to the 2014 Johnny Bench Award Watch List as a junior after hitting .302 with 13 doubles, six homers, and a .404 on-base percentage...Totaled more walks (88) than strikeouts (60) in his collegiate career.

LAST SEASON:

- Spent the 2022 season with Pittsburgh's Triple-A squad in Indianapolis...Appeared in 35 games, batting .242 (24-for-99) with four doubles and 11 RBI.
- Walked more times than he struck out (21 BB/20 K) for the 4th time in his career (2014, 2015, 2017).
- Committed just a single error in 21 games behind the plate (177.0 innings).

Bold – career high; Red – league high

Year	Club and League	AVG	G	AB	R	H	2B	3B	HR	RBI	BB	IBB	SO	SB	CS	OBP	SLG	OPS	SH	SF	HBP
2014	Tri-City (NYPL)	.331	47	142	19	47	12	2	1	24	29	0	26	5	1	.455	.465	.920	1	2	5
2015	Quad Cities (MIDW)	.266	72	259	46	69	10	2	4	27	70	1	54	7	6	.428	.367	.795	0	1	4
	Lancaster (CALL)	.308	39	133	26	41	11	2	1	8	25	0	27	3	1	.422	.444	.866	3	1	2
2016	Lancaster (CALL)	.276	99	344	62	95	20	0	7	57	58	0	83	3	1	.389	.395	.784	3	2	7
2017	Corpus Christi (TL)	.256	76	242	27	62	8	1	3	20	45	0	44	3	0	.382	.335	.717	0	1	5
2018	Corpus Christi (TL)	.280	45	161	15	45	9	1	0	22	17	0	41	1	1	.368	.348	.716	0	1	6
	Fresno (PCL)	.321	25	81	16	26	7	0	3	9	14	0	16	2	0	.433	.519	.952	0	0	2
2019	Round Rock (PCL)	.270	81	252	46	68	20	0	5	33	41	0	56	2	0	.375	.409	.784	0	4	4
2021	Reno (AAA)	.317	79	284	70	90	18	1	4	43	43	1	52	0	1	.417	.430	.847	0	2	7
2022	Indianapolis (IL)	.242	35	99	12	24	4	0	0	11	21	0	20	0	0	.375	.283	.658	0	0	0
Minor Totals		.284	598	1997	339	567	119	9	28	254	363	2	419	26	11	.402	.395	.797	7	14	42

TRANSACTIONS

- Selected by the Houston Astros in the 13th round of the 2014 First-Year Player Draft
- Signed by the Arizona Diamondbacks on November 4, 2020
- Signed by the Pittsburgh Pirates on November 28, 2021
- Signed by the Toronto Blue Jays on January 31, 2023

PROFESSIONAL CAREER:

MINORS:

- Led the New York-Penn League in OBP (.455) during his 1st professional season while playing with Tri-City in 2014...Was also named a NYPL Mid-Season All-Star.
- In 2015, batted .281 (110-for-392) with 21 doubles, a career-high 10 stolen bases, and a .426 on-base percentage in 111 total games between Lancaster (39 games) and Quad Cities (72 games)...Named a Midwest League Mid-Season All-Star...Walked more times than striking out in each of his first two professional seasons.
- Threw out 20 of the 59 runners attempting to steal against him while spending entire 2016 campaign with High-A Lancaster.
- Spent the entire 2017 season with Double-A Corpus Christi, where he made 61 starts at catcher and 33 at first base...Became the first player in Corpus Christi Hooks history to hit for the cycle when he did so on Aug. 6 at Frisco...Hit a bases-loaded triple in the 8th inning to complete the cycle while going 4-for-4 at the plate...Ranked 5th in the Texas League in OBP (min. 250 PA).
- Was a spring training non-roster invitee with the Astros in 2018...Combined to hit .293 (71-for-242) with 16 doubles, 31 RBI, and a .795 OPS in 70 combined games between Corpus Christi and Triple-A Fresno.
- Spent the entire 2019 season with Triple-A Round Rock, where he made 64 starts behind the plate and 11 as the designated hitter...Made his 1st career pitching appearance on May 20 vs. NAS and threw a scoreless inning...Also tossed a scoreless frame on May 29 at NAS and earned the save in the 13-inning affair.
- Did not play in 2020 due to the cancelled Minor League season...Spent the year at Houston's alternate training site.
- In 2021, spent his 1st season in the Arizona Diamondbacks organization with Triple-A Reno...Named an MiLB.com organizational All-Star...Batted .317 (90-for-284) for the season, never letting his average slip below .310 all year...Made 33 starts at catcher, 23 as the designated hitter, 16 in left field, and one at first base...Began the season with four straight multi-hit games and produced a .404 average (40-for-99) and a 1.074 OPS in his first 32 games.





ROBBERSE SEM

77
PITCHER

BIRTHDATE October 12, 2001
OPENING DAY AGE 21
BIRTHPLACE Zeist, Netherlands
RESIDENCE Clearwater, FL
INSTAGRAM @sem_r.xiii

BATS/THROWS R/R
HEIGHT/WEIGHT 6-1/185
CONTRACT STATUS signed thru 2023
M.L. SERVICE 0.000
OPTIONS USED 0 of 3

NON-ROSTER

PERSONAL:

- Sem Robberse...Pronounced "robber-sa".
- Pitched in the Dutch Major League from 2018-2019 for HCAW and Amersfoort, posting a 1.82 ERA over 15 combined games (12 starts)...Signed by Toronto as a free agent on July 24, 2019.
- Aiming to become just the 5th Dutch-born pitcher to appear in a Major League game, and the 1st to do so in a Blue Jays uniform.
- Enters the 2023 season as the Blue Jays' 6th-ranked prospect, according to MLB.com.

LAST SEASON:

- Started the 2022 season with High-A Vancouver before earning a promotion to Double-A New Hampshire in August... Combined to make 22 starts between the two levels, going 4-7 with a 3.23 ERA (40 ER/111.1 IP) while holding opponents to a .227 batting average.
- Allowed three earned runs or fewer in 21 of 22 starts.
- Did not surrender any earned runs over a five-start span with Vancouver from April 26-May 31, pitching 29.2 frames with 12 hits, 27 strikeouts, and seven walks.
- Named Northwest League Pitcher of the Week for May 23-29.
- Struck out a career-high nine batters in his last outing of the season on Sept. 17 vs. HBG...Allowed one unearned run over 6.0 innings with three hits and a walk.

Bold – career high; Red – league high

Year	Club & League	W-L	ERA	G	GS	CG	SHO	SV	IP	H	R	ER	HR	HB	BB	IBB	SO	WP	BK	AVG
2019	Blue Jays (GCL)	2-0	0.87	5	3	0	0	0	10.1	11	1	1	0	1	0	0	9	0	0	.275
2021	Dunedin (LASE)	5-4	3.90	14	12	0	0	0	57.2	46	28	25	4	0	20	0	61	3	0	.214
	Vancouver (HAW)	0-3	5.23	7	7	0	0	0	31.0	39	29	18	3	1	18	0	29	3	0	.305
2022	Vancouver (NORW)	4-4	3.12	17	17	0	0	0	86.2	76	41	30	7	3	24	0	78	10	1	.231
	New Hampshire (EL)	0-3	3.65	5	5	0	0	0	24.2	19	15	10	4	2	10	0	19	0	0	.211
Minor Totals		11-14	3.59	48	44	0	0	0	210.1	191	114	84	18	7	72	0	196	16	1	.238

TRANSACTIONS

- Signed by the Toronto Blue Jays as an international free agent on July 24, 2019

PROFESSIONAL CAREER:

MINORS:

- Began his North American professional career in 2019 by pitching in five games (three starts) for the GCL Blue Jays.
- Surrendered just a single run over 10.1 innings with nine strikeouts, no walks, and a hit batter.
- Did not play in 2020 due to the COVID-19 pandemic...Was unable to return home to the Netherlands, and instead stayed at a hotel near the Blue Jays' complex along with other prospects.
- In his 1st full professional season in 2021, split his year between Single-A Dunedin and High-A Vancouver.
- Made a combined 21 appearances (19 starts), posting a 5-7 record to go with a 4.36 ERA (43 ER/88.2 IP) and 90 strikeouts.

BIOGRAPHIES

LAST SEASON

HISTORY

RECORDS

OPPONENTS

PLAYER DEV.

MEDIA & MISC.





NON-ROSTER

ROBBINS

JIMMY

82

PITCHER

BIRTHDATE December 22, 1997
 OPENING DAY AGE 25
 BIRTHPLACE Orlando, FL
 RESIDENCE Dunedin, FL
 INSTAGRAM @jimmyrobbins_

BATS/THROWS L/L
 HEIGHT/WEIGHT 6-3/190
 CONTRACT STATUS signed thru 2023
 M.L. SERVICE 0.000
 OPTIONS USED 0 of 3

PERSONAL:

- James Bruce Robbins.
- Engaged to Kayla Hammond and lives 10 minutes away from the complex in Dunedin, FL.
- Favourite player growing up was 14-time All-Star shortstop **Derek Jeter**.
- Was a two-sport athlete at Boone High School in Orlando, FL, where he played both baseball and football...Helped the Braves win a metro title as a junior...Named one of the top two-way players at the 2016 Florida High School Invitational Classic and received a "Perfect Game Honorable Mention All-American".
- Pitched out of the bullpen at Troy University in Alabama in 2017 before missing the 2018 season with a nerve issue in his left elbow...Transferred to Rollins College, a Division II school in Winter Park, FL, in 2019 and went 7-5 with a 3.76 ERA over 18 games (nine starts) before being selected by Toronto in the 20th round of that year's draft.

LAST SEASON:

- Spent time at three different Minor League levels in 2022, making starts for Single-A Dunedin, High-A Vancouver, and Double-A New Hampshire.
- Combined to appear in 21 games (15 starts), going 1-4 with a 2.59 ERA (22 ER/76.1 IP) and 98 strikeouts while holding opposing hitters to a .214 average.
- Allowed no runs in three of his five starts with the Fisher Cats to finish off the season...Struck out 26 batters while issuing just six walks in 23.2 combined innings with New Hampshire (1.52 ERA, 1.10 WHIP).
- Picked up his 1st professional win in his second-last start of the year on Sept. 11 at REA...Tossed 5.0 scoreless innings with three hits, a walk, and nine punchouts.

Bold – career high; Red – league high

Year	Club & League	W-L	ERA	G	GS	CG	SHO	SV	IP	H	R	ER	HR	HB	BB	IBB	SO	WP	BK	AVG
2019	Bluefield (APPY)	0-2	4.50	4	3	0	0	0	12.0	16	12	6	1	3	3	0	14	0	0	.314
	Blue Jays (GULF)	0-0	0.00	3	0	0	0	0	7.0	6	0	0	0	3	0	0	10	0	0	.240
2021									Did Not Play Due To Injury											
2022	Dunedin (FL)	0-0	1.56	6	1	0	0	0	17.1	10	3	3	0	4	9	0	26	2	1	.167
	Vancouver (NORW)	0-2	3.82	10	9	0	0	0	35.1	30	16	15	4	3	17	0	46	4	0	.227
	New Hampshire (EL)	1-2	1.52	5	5	0	0	0	23.2	20	7	4	2	2	6	0	26	0	0	.225
Minor Totals		1-6	2.64	28	18	0	0	0	95.1	82	38	28	7	15	35	0	122	6	1	.230

TRANSACTIONS

- Selected by the Toronto Blue Jays in the 20th round of the 2019 First-Year Player Draft

PROFESSIONAL CAREER:

MINORS:

- Began his pro career in 2019, splitting his year between Bluefield and the GCL Blue Jays...Appeared in a combined seven games (three starts), posting a 0-2 record and a 2.84 ERA (6 ER/19.0 IP) with 24 strikeouts and only three walks.
- Did not play in 2020 due to the COVID-19 pandemic and cancelled Minor League season...Spent two months living and training with former Blue Jays' prospect **Jordan Groshans** in Magnolia, TX.
- Missed the entire 2021 season due to Tommy John surgery on his left elbow...Tore his UCL the week before the season began.





ROMANO JORDAN

68
PITCHER

BIRTHDATE April 21, 1993
 OPENING DAY AGE 29
 BIRTHPLACE Markham, ON
 RESIDENCE Markham, ON
 INSTAGRAM NA

BATS/THROWS R/R
 HEIGHT/WEIGHT 6-5/210
 CONTRACT STATUS signed thru 2023
 M.L. SERVICE 3.051
 OPTIONS USED 1 of 3

PERSONAL:

- Jordan R. Romano.
- Went to high school at Father Michael McGivney Catholic Academy in Markham, Ontario.
- Attended Connors State College in Warner, Oklahoma, in 2013 and went 4-3 with a 4.74 ERA (46BB/53K).
- Pitched at Oral Roberts University in Tulsa, Oklahoma, in 2014 and held a 3-4 record with a 2.66 ERA (17BB/49K).
- Played for Team Italy in the 2017 World Baseball Classic...Appeared in two games and earned the win against Mexico with a scoreless 9th inning (2K) as his teammates plated five runs in the bottom of the frame for a 10-9 victory.
- Participated in both the Toronto and Vancouver stops of the 2023 Blue Jays Winter Tour.

LAST SEASON:

- Named an American League All-Star for the 1st time in his career.
- Won the Canadian Baseball Hall of Fame and Museum's 2022 Tip O'Neill Award, presented annually to the Canadian player judged to have excelled in individual achievement and team contribution while adhering to baseball's highest ideals... Became the 3rd Blue Jay ever to receive the award, joining teammate **Vladimir Guerrero Jr.** (2021) and **Rob Butler** (1993).
- His 36 saves tied for 4th most in MLB...His 19 one-run saves were a franchise record (**Jeremy Accardo** - 15 in 2007) and led MLB in 2022.
- Set career-highs in appearances (63) and innings pitched (64.0).
- Had a first-pitch strike rate of 70.1%, the 5th-highest mark among MLB pitchers (min. 50.0 IP).
- Pitched a clean 9th inning on April 8 vs. TEX, striking out a pair on 18 pitches (11 strikes) for his 1st save of the year.
- Set a franchise record by converting his 26th consecutive save opportunity on April 11 at NYY (1.0 IP, 2H, K), surpassing **Tom Henke** (25 in 1991).
- Picked up his 5th save on April 15 vs. OAK (1.0 IP, 2K), joining **Duane Ward** (1993) as the only players in club history to pick up five saves in the first eight team games of a season.
- Tossed a scoreless 9th inning on April 17 vs. OAK to earn his 6th save...Became the 9th player in MLB history to record at least six saves in a team's first 10 games of a season.
- Nailed down his MLB-leading 8th [save](#) on April 22 at HOU, becoming the 3rd player in MLB history with eight saves in a team's first 14 games of a season.
- Converted 31 consecutive save opportunities from May 11, 2021-April 22, 2022, the longest streak in franchise history.
- Named AL Reliever of the Month for April after going 1-1 with a 1.59 ERA (2 ER/11.1 IP), a 0.88 WHIP (2BB/13K), and an AL-best 10 saves...His 10 saves in April set a club record (**Duane Ward** - 8 in 1993).
- Became the fastest pitcher in franchise history to reach 10 saves in a single season, doing so in 22 games (**Duane Ward** - 31G in 1991).
- Recorded his 2nd career five-out save on June 19 vs. NYY (H, BB, 2K).
- Became the 7th pitcher in franchise history to save his 20th game before the All-Star break with a clean inning on July 17 vs. KC (2K).
- Notched his 24th save on July 31 vs. DET, besting his career high from 2021 in 23 fewer games (23 SV in 62G).
- Named AL Reliever of the Month for July after posting a 0.84 ERA (1 ER/10.2 IP) and a 0.47 WHIP (1BB, 12K) while converting all seven save opportunities...Was his 2nd AL Reliever of the Month award (April 2022), becoming the 1st Blue Jay to win it twice.
- Earned his 50th career [save](#) in his 134th career game on Aug. 2 at TB, becoming the 3rd-fastest in franchise history to reach the mark, trailing **Billy Koch** (92G) and **Roberto Osuna** (127G).
- Put together a career-high 16.0 scoreless innings streak from Aug. 7-Sept. 17.
- Picked up his 36th save with a scoreless 9th on Oct. 2 vs. BOS...Along with **Zach Pop**, became the 1st set of Canadian-born Blue Jays to earn the win and the save in the same game.
- Made his postseason debut in Game 2 of the ALWC vs. SEA on Oct. 8 (1.2 IP, 4H, 2ER, BB, 4K).

Bold - career high; Red - league high

Year	Club & League	W-L	ERA	G	GS	CG	ShO	SV	IP	H	R	ER	HR	HB	BB	IBB	SO	WP	BK	AVG
2014	GCL Blue Jays (GCL)	0-0	0.00	2	0	0	0	0	3.0	2	0	0	0	0	4	0	1	0	0	.182
	Bluefield (APP)	1-1	2.16	11	0	0	0	0	25.0	19	7	6	0	2	9	0	33	3	1	.209
Did not play due to injury																				
2015	Lansing (MID)	3-2	2.11	15	14	1	0	0	72.2	49	24	17	3	5	27	0	72	4	1	.191
2017	Dunedin (FSL)	7-5	3.39	28	26	0	0	0	138.0	141	65	52	2	14	54	0	138	10	4	.263
2018	New Hampshire (EAS)	11-8	4.13	25	25	0	0	0	137.1	122	80	63	15	7	41	0	125	2	2	.237
	Buffalo (INT)	1-0	3.60	1	1	0	0	0	5.0	4	2	2	0	0	4	0	3	0	1	.222
2019	GCL Blue Jays (GCL)	0-0	0.00	1	0	0	0	0	1.0	0	0	0	0	0	0	0	0	0	0	.000
	Buffalo (INT)	2-2	5.73	24	3	0	0	5	37.2	37	26	24	8	4	14	0	53	2	0	.252
	TORONTO (AL)	0-2	7.63	17	0	0	0	0	15.1	17	14	13	4	4	9	0	21	0	0	.274
2020	TORONTO (AL)	2-1	1.23	15	0	0	0	2	14.2	8	3	2	2	0	5	0	21	0	0	.154
2021	TORONTO (AL)	7-1	2.14	62	0	0	0	23	63.0	41	17	15	7	1	25	0	85	2	0	.181
2022	TORONTO (AL)	5-4	2.11	63	0	0	0	36	64.0	44	18	15	4	4	21	4	73	0	0	.190
Minor Totals		25-18	3.52	107	69	1	0	5	419.2	374	204	164	28	32	153	0	425	21	9	.237
MAJOR TOTALS		14-8	2.58	157	0	0	0	61	157.0	110	52	45	17	9	60	4	200	2	0	.192

BIOGRAPHIES

LAST SEASON

HISTORY

RECORDS

OPPONENTS

PLAYER DEV.

MEDIA & MISC.



WILD CARD RECORD

Year	Club and Opp.	W-L	ERA	G	GS	CG	ShO	SV	IP	H	R	ER	HR	HB	BB	IBB	SO	WP	BK	AVG
2022	TOR vs. SEA	0-1	10.80	1	0	0	0	0	1.2	4	2	2	0	0	1	1	4	0	0	.444

WORLD BASEBALL CLASSIC RECORD

Year	Club	W-L	ERA	G	GS	CG	ShO	SV	IP	H	R	ER	HR	HB	BB	IBB	SO	WP	BK
2017	Italy	1-0	16.20	2	0	0	0	0	1.2	2	3	3	1	1	2	0	4	0	0

TRANSACTIONS

- Selected by the Toronto Blue Jays in the 10th round of the 2014 First-Year Player Draft
- Selected by the Chicago White Sox in the 1st round (3rd overall) of the 2018 Rule 5 Draft
- Traded to the Texas Rangers in exchange for cash considerations on December 13, 2018
- Returned to the Toronto Blue Jays from the Texas Rangers on March 23, 2019
- On injured list (right middle finger strain) on August 29, 2020 for the remainder of the season
- On injured list (right ulnar neuritis) from April 14-23, 2021

GAME HIGHS

ML Debut	June 12, 2019 at BAL	ER Allowed	3 – 2x, last: Sept. 18, 2022 vs. BAL
Innings Pitched:		HR Allowed	2 – 2x, last: Aug. 4, 2021 vs. CLE
Starter	None	Low Hit CG	None
Reliever	2.0 – 5x, last: Aug. 25, 2022 at BOS	Last Win	Aug. 25, 2022 at BOS
Walks:		Last Save	Oct. 2, 2022 vs. BOS
Starter	None	Last CG	None
Reliever	3 – Sept. 21, 2021 at TB	Last ShO	None
Strikeouts:		Last Start	None
Starter	None	Last Relief App.	Oct. 5, 2022 at BAL (1)
Reliever	5 – June 21, 2019 at BOS	Longest Win Streak	6G – May 1-Sept. 3, 2021
Hits Allowed	4 – Sept. 18, 2022 vs. BAL	Longest Losing Streak	2G – June 21-Sept. 7, 2019
		Scoreless Innings Streak	16.0 – Aug. 7-Sept. 17, 2022

MILESTONES

Category	Date	Opponent	Notes
Win	1 July 24, 2020	at Tampa Bay	as a reliever - 1.0 IP, 0H, 0ER, 2BB, 2K
Save	1 Aug. 21, 2020	at Tampa Bay	1.0 IP, 2H, 1R, 1K
	50 Aug. 2, 2022	at Tampa Bay	1.0 IP, H, ER, HR, K

PROFESSIONAL CAREER:**MINORS:**

- Signed with the Blue Jays on June 12, 2014 and was assigned to the GCL Blue Jays...After two games in the Gulf Coast League, was assigned to Rookie-level Bluefield where he struck out 33 batters over 25.0 innings while allowing only six earned runs (2.16 ERA).
- Missed the entire 2015 campaign due to Tommy John surgery.
- Played exclusively for Class-A Lansing in 2016, starting 14 of 15 games...Started the season with back-to-back one-run, seven-strikeout performances, including his 1st professional complete game in his return from Tommy John surgery on June 13 vs. Great Lakes (7.0 IP, 2H, 0BB, 7K)...Recorded his 1st 10-strikeout game with 10 punch-outs over 6.0 innings on Aug. 24 at Dayton...Made two brief stints on the DL over the course of the season: July 15-23 and Aug. 27-Sept. 3.
- Assigned to Advanced-A Dunedin in 2017 where he spent the entire season...Made 26 starts and appeared twice as a reliever...Set career highs in starts (26) and strikeouts (138)...Ranked 2nd in the Florida State League in strikeouts, T-2nd in starts and 3rd in ERA (3.39)...Ranked 5th in innings pitched but surrendered just two homers, the fewest of any pitcher ranked in the top-40 in innings pitched...In his only postseason start, hurled 6.2 innings of one-run ball to earn the win against the Tampa Yankees on Sept. 6...Named an Organizational All-Star by MiLB.com at the end of the year.
- Went 11-8 with a 4.13 ERA over 25 starts for Double-A New Hampshire in 2018...Named a Mid-Season All-Star and a Post-Season All-Star...Earned Eastern League Pitcher of the Week on June 22, going 1-0 over two starts while allowing two runs over 14.2 innings of work with eight hits, one walk and 12 strikeouts...Called up to Buffalo for his 1st career Triple-A start on May 27 and earned the win at Rochester (5.0 IP, 4H, 2ER, 4BB, 3K)...After the game, was returned to New Hampshire where he remained for the rest of the season...Made two starts for the Fisher Cats in the 2018 postseason, combining to go 1-0 with a 2.70 ERA (3 ER/10.0 IP, BB, 7K) en route to an Eastern League Championship.

2019:

- Taken in the Rule 5 Draft by the White Sox on Dec. 13, 2018 (3rd overall pick) and was traded to the Rangers for cash... Was returned to Toronto on March 23, 2019.
- Made his **MLB debut** on June 12 at BAL...Became the 28th Canadian-born player to play for Toronto (11th ON-born) and the 13th to make his MLB debut with the Jays...Retired all three hitters in a 1-2-3 7th inning...Fanned **Pedro Severino** and **Rio Ruiz** to become the 8th player in team history to strike out to strike out his **first two** career batters faced.
- Pitched 1.2 innings on June 21 at BOS and recorded all five outs via a personal-best **five K's**.
- Optioned on June 23...Recalled again on Aug. 22.
- Finished the big-league part of his campaign with 21 strikeouts in 15.1 innings for a 12.33 SO/9.
- Went 2-2 with a 5.73 ERA in 24 games (three starts) for Triple-A Buffalo.



2020:

- Named Toronto's Rookie of the Year by the Toronto Chapter of the BBWAA.
- Among AL pitchers with 15+ appearances, ranked 6th in ERA (1.23), 6th in strikeout rate (36.8%), 9th in AVG (.154), 11th in SO/9 (12.89), and 12th in WHIP (0.89).
- Struck out 21 batters in 14.2 innings pitched for a 12.89 SO/9...Allowed eight hits to go with five walks for a 0.89 WHIP and a .154 AVG...Gave up only two hits to 24 left-handed hitters for a .083 AVG.
- Gave up just two earned runs over the entire campaign, both on solo homers: one on Aug. 15 vs. TB and another on Aug. 28 vs. BAL.
- Started the season with 9.1 scoreless innings, the 2nd-longest streak by a Blue Jay in 2020 (**Thomas Hatch** - 12.1).
- His 8.2 IP without allowing a hit to start a season topped **Tom Henke** (8.0 in 1985) for the most in team history, and his 29 consecutive batters faced without allowing a hit were also the most (**Henke** - 26).
- Earned his 1st career win on Opening Night at TB with a scoreless inning of work (2BB, 2K).
- Claimed his [1st career save](#) as he pitched the 10th inning on Aug. 21 vs. TB (2H, 1R, 0ER, 1K).
- Placed on the injured list with a right middle finger strain on Aug. 29 for the rest of the season.

2021:

- Recorded 23 saves, 7th most in the AL...His 95.8 save percentage (23/24) was the highest in the AL, 2nd in MLB (**Josh Hader** - 97.1), and tied **Ken Giles** (23/24 in 2019) for the best in team history.
- His 2.14 ERA ranked 7th among AL relievers...His 85 K's were 8th most while his 33.6% K rate was 9th.
- Finished as a runner up for the Mariano Rivera American League Reliever of the Year Award.
- Was the most clutch reliever in baseball, according to FanGraphs' Clutch stat (1.54), while his 3.75 win probability added ranked 2nd among relief pitchers (**Josh Hader** - 4.93 WPA).
- Became the 4th player in team history with 7+ wins and 20+ saves in a single season, and the first since **Billy Koch** in 2000 (9 W, 33 SV).
- Claimed the win on Opening Day, April 1 at NYY, with a scoreless 9th inning (2BB, 2K)...Was his 2nd Opening Day win, also doing so in 2020 at TB.
- Placed on the injured list from April 14-23 with right ulnar neuritis.
- Earned his 4th win of the year on June 19 at BAL, throwing 2.0 IP for the 2nd time in his career (Sept. 23, 2019 vs. BAL).
- Picked up his [9th save](#) of the season in the Blue Jays' return to Toronto on July 30 vs. KC (1.0 IP, H, ER, K)...Joined **Paul Quantrill** (8) as the only Canadians to record a save at Rogers Centre.
- Claimed his 5th win on Aug. 7 vs. BOS (1)...Became the 18th Canadian all-time to earn a win at Rogers Centre, and the 6th to do so as a Blue Jay.
- Converted his [23rd consecutive save](#) on Oct. 1 vs. BAL, tied for the 3rd-longest streak in Blue Jays history, trailing only **Tom Henke** (25 in 1998) and **Casey Janssen** (24 in 2013-2014).
- Allowed three runs over his last 23 games (1.09 ERA) while going 3-0 and converting all 14 save opportunities (7BB, 37K).

Statcast Data

	2022	Career
Strikeout %:	28.7	31.3
Walk %:	6.7	8.8
Hard Hit %:	45.9	41.3
Fastest Pitch:	101.4 MPH	Aug. 8, 2021 vs. BOS

TORONTO, LONGEST CONSECUTIVE BATTERS RETIRED STREAKS

BF	First	Last	Pitcher
26	08/04/1989	08/04/1989	Dave Stieb
25	04/13/2013	05/07/2013	Casey Janssen
25	05/31/2013	07/17/2013	Brett Cecil
25	06/17/1995	06/17/1995	David Cone
25	06/13/1991	06/19/1991	Jimmy Key
25	09/22/1982	09/28/1982	Jim Clancy





RYU HYUN JIN

99
PITCHER

BIRTHDATE March 25, 1987
 OPENING DAY AGE 36
 BIRTHPLACE Incheon, South Korea
 RESIDENCE Incheon, South Korea
 INSTAGRAM @hyunjinyu325

BATS/THROWS R/L
 HEIGHT/WEIGHT 6-3/250
 CONTRACT STATUS signed thru 2023
 M.L. SERVICE 10.000
 OPTIONS USED 0 of 3

PERSONAL:

- Hyun Jin Ryu...Pronounced He-yun Jin Ree-yoo.
- Resides in Incheon, South Korea, with his wife, Ji-Hyun Bae.
- Is naturally right-handed, but learned to throw left as a child.
- Received the Cultural Achievement Award from the Asia Society Korea Center for his contribution to US-Korea relations and mutual goodwill through sports in 2013.
- Appointed as an honorary ambassador for the 2018 PyeongChang Olympic and Paralympic Winter Games.
- Has a charity foundation in Korea, the HJ99 Foundation, which helps underprivileged youth play baseball...Released two pop singles in Korea with stars HyunA and G.NA with the proceeds going to his foundation.
- Joined other prominent public figures in delivering a speech at the 2014 Samsung "Passion Talk" series, which aims to provide guidance and advice to youngsters.
- Pitched internationally for Korea in the 2008 Olympics and 2009 World Baseball Classic...Won a Gold Medal as a member of the South Korean team at the 2008 Beijing Olympics, going 2-0 with a 1.04 ERA in Olympic play...Went 1-0 with a 2.57 ERA (2 ER/7.0 IP) in five games (two starts) in the 2009 World Baseball Classic, helping Team Korea to a silver medal.
- Signed by Los Angeles on December 12, 2012 after his posting by the Hanwha Eagles of the Korea Baseball Organization.
- His No. 99 marked the highest number ever worn by a Blue Jay, surpassing the 88 worn by **Rene Gonzales** in 1991.
- His 75 regular-season wins are 2nd most all-time by a South Korean-born pitcher, trailing **Chan Ho Park** (124).

LAST SEASON:

- His 3.14 ERA since the start of 2018 (min. 500 IP) is the 11th best in the Majors...Among active pitchers with 1000+ IP, his career 3.27 ERA is 8th best.
- Gave up five runs on six hits over 4.0 innings on April 16 vs. OAK...Place on the injured list the following day.
- On IL with left forearm inflammation from April 17-May 13...Made one rehab start with Triple-A Buffalo on May 7 vs. DUR (4.0 IP, 5H, 5R, 2ER, 6K).
- Took a no-decision in his return from the IL on May 14 at TB...Tossed 4.1 innings of one-run ball, giving up four hits and a walk with three strikeouts on a season-high 71 pitches (44 strikes).
- Picked up his 1st win of the campaign on May 20 vs. CIN, pitching 6.0 shutout innings while giving up six hits with no walks and three strikeouts...Marked his 1st scoreless outing and his 1st quality start of the season...Tossed a season-high 78 pitches.
- Went 4-0 frames on June 1 vs. CWS, giving up 3R/2ER on four hits with no walks and four strikeouts...Reached 1,000 career innings after **striking out José Abreu** for the 2nd out of the game, becoming just the 2nd South Korean-born player to reach the milestone (**Chan-ho Park** - 1993.0 IP)...Was removed from the game with left forearm tightness.
- Landed on the IL with left forearm inflammation on June 2...Underwent surgery for a revision UCL reconstruction with a flexor tendon repair by Dr. ElAttrache on June 17.

Bold - career high; Red - league high

Year	Club & League	W-L	ERA	G	GS	CG	ShO	SV	IP	H	R	ER	HR	HB	BB	IBB	SO	WP	BK	AVG	
2006	Hanwha (KBO)	18-6	2.23	30	28	6	1	1	201.2	159	57	50	11	2	52	3	204	6	0	-	
2007	Hanwha (KBO)	17-7	2.94	30	30	6	1	0	211.0	195	74	69	15	3	68	4	178	6	0	-	
2008	Hanwha (KBO)	14-7	3.31	26	26	2	1	0	165.2	144	66	61	12	1	67	2	143	5	0	-	
2009	Hanwha (KBO)	13-12	3.57	28	27	4	2	0	189.1	180	80	75	19	2	67	3	188	4	1	-	
2010	Hanwha (KBO)	16-4	1.82	25	25	5	3	0	192.2	149	42	39	11	9	45	2	187	6	1	-	
2011	Hanwha (KBO)	11-7	3.36	24	17	3	0	0	126.0	101	54	47	12	1	38	0	128	6	0	-	
2012	Hanwha (KBO)	9-9	2.66	27	27	1	0	0	182.2	153	58	54	12	5	46	6	210	3	1	-	
2013	LOS ANGELES (NL)	14-8	3.00	30	30	2	1	0	192.0	182	67	64	15	1	49	4	154	5	0	.252	
2014	LOS ANGELES (NL)	14-7	3.38	26	26	0	0	0	152.0	152	60	57	8	3	29	2	139	2	0	.257	
2015	Did not play due to injury																				
2016	Rancho Cucamonga (CAL)	1-1	2.00	5	5	0	0	0	18.0	15	7	4	2	0	1	0	14	0	0	.214	
	Oklahoma City (PCL)	0-1	8.38	3	3	0	0	0	9.2	17	9	9	2	0	0	0	9	2	0	.378	
	LOS ANGELES (NL)	0-1	11.57	1	1	0	0	0	4.2	8	6	6	1	0	2	1	4	0	0	.364	
2017	LOS ANGELES (NL)	5-9	3.77	25	24	0	0	1	126.2	128	58	53	22	4	45	3	116	4	1	.263	
2018	Rancho Cucamonga (CAL)	0-0	0.00	1	1	0	0	0	4.0	2	0	0	0	0	0	0	4	0	0	.154	
	Oklahoma City (PCL)	0-1	1.80	1	1	0	0	0	5.0	5	1	1	0	0	0	0	3	0	0	.250	
	LOS ANGELES (NL)	7-3	1.97	15	15	0	0	0	82.1	68	23	18	9	1	15	1	89	0	0	.221	
2019	LOS ANGELES (NL)	14-5	2.32	29	29	1	1	0	182.2	160	53	47	17	4	24	2	163	0	0	.234	
2020	TORONTO (AL)	5-2	2.69	12	12	0	0	0	67.0	60	22	20	6	1	17	0	72	1	0	.234	
2021	TORONTO (AL)	14-10	4.37	31	31	1	1	0	169.0	170	85	82	24	2	37	0	143	2	0	.258	
2022	TORONTO (AL)	2-0	5.67	6	6	0	0	0	27.0	32	17	17	5	0	4	0	16	0	0	.294	
	Buffalo (IL)	0-1	4.50	1	1	0	0	0	4.0	5	5	2	1	0	0	0	6	0	0	.278	
Minor Totals		1-4	3.54	11	11	0	0	0	40.2	44	22	16	5	0	1	0	36	2	0	.265	
MAJOR TOTALS		75-45	3.27	175	174	4	3	1	1003.1	960	391	364	107	16	222	13	896	14	1	.250	



WILD CARD RECORD

Year	Club and Opp.	W-L	ERA	G	GS	CG	ShO	SV	IP	H	R	ER	HR	HB	BB	IBB	SO	WP	BK	AVG
2020	TOR vs. TB	0-1	16.20	1	1	0	0	0	1.2	8	7	3	2	0	1	0	3	0	0	.571

DIVISION SERIES RECORD

Year	Club & League	W-L	ERA	G	GS	CG	ShO	SV	IP	H	R	ER	HR	HB	BB	IBB	SO	WP	BK	AVG
2013	LAD vs. ATL	0-0	12.00	1	1	0	0	0	3.0	6	4	4	0	0	1	0	1	0	0	.400
2014	LAD vs. STL	0-0	1.50	1	1	0	0	0	6.0	5	1	1	1	0	1	0	4	0	0	.227
2018	LAD vs. ATL	1-0	0.00	1	1	0	0	0	7.0	4	0	0	0	0	0	0	8	0	0	.160
2019	LAD vs. WAS	1-0	3.60	1	1	0	0	0	5.0	4	2	2	1	0	2	1	3	0	0	.222
TOTALS		2-0	3.00	4	4	0	0	0	21.0	19	7	7	2	0	4	1	16	0	0	.238

CHAMPIONSHIP SERIES RECORD

Year	Club & League	W-L	ERA	G	GS	CG	ShO	SV	IP	H	R	ER	HR	HB	BB	IBB	SO	WP	BK	AVG
2013	LAD vs. STL	1-0	0.00	1	1	0	0	0	7.0	3	0	0	0	0	1	0	4	0	0	.130
2018	LAD vs. MIL	0-1	8.59	2	2	0	0	0	7.1	13	7	7	1	0	2	1	7	0	0	.371
TOTALS		1-1	4.40	3	3	0	0	0	14.1	16	7	7	1	0	3	1	11	0	0	.276

WORLD SERIES RECORD

Year	Club & League	W-L	ERA	G	GS	CG	ShO	SV	IP	H	R	ER	HR	HB	BB	IBB	SO	WP	BK	AVG
2018	LAD vs. BOS	0-1	7.71	1	1	0	0	0	4.2	6	4	4	0	0	1	0	5	0	0	.316

TRANSACTIONS

- Signed by the Los Angeles Dodgers on December 12, 2012
- On disabled list (left shoulder inflammation) from April 28-May 20, 2014
- On disabled list (right hip strain) from August 14-30, 2014
- On disabled list (left shoulder surgery) on March 27, 2015 for the remainder of the season
- On disabled list (recovery from left shoulder surgery) from April 3-July 6, 2016
- On disabled list (left elbow tendinitis) on July 9, 2016 for the remainder of the season
- On disabled list (left hip contusion) from May 1-10, 2017
- On disabled list (left foot contusion) July 4-23, 2017
- On disabled list (left groin strain) from May 3-August 14, 2018
- Re-signed by the Los Angeles Dodgers on November 14, 2018
- On injured list (left groin strain) from April 9-19, 2019
- On injured list (neck soreness) from August 1-10, 2019
- Signed by the Toronto Blue Jays on December 27, 2019
- On injured list (right glute strain) from April 26-May 6, 2021
- On injured list (neck tightness) from September 18-27, 2021
- On injured list (left forearm inflammation) from April 17-May 13, 2022
- On injured list (left forearm inflammation) on June 2, 2022 for the remainder of the season

GAME HIGHS

ML Debut	April 2, 2013 vs. SF	ER Allowed	7 – 7x, last: Sept. 11, 2021 at BAL(1)
Innings Pitched:		HR Allowed	3 – 8x, last: Aug. 26, 2021 vs. CWS
Starter	9.0 – 2x, last: May 7, 2019 vs. ATL	Low Hit CG	2 – 2x, last: Sept. 16, 2013 at ARI
Reliever	4.0 – May 25, 2017 vs. STL	Last Win	May 26, 2022 at LAA
Walks:		Last Save	May 25, 2017 vs. STL
Starter	6 – May 11, 2017 at COL	Last CG	July 18, 2021 vs. TEX(1)
Reliever	1 – May 25, 2017 vs. STL	Last ShO	July 18, 2021 vs. TEX(1)
Strikeouts:		Last Start	June 1, 2022 vs. CWS
Starter	12 – April 30, 2013 vs. COL	Last Relief App.	May 25, 2017 vs. STL
Reliever	2 – May 25, 2017 vs. STL	Longest Win Streak	7G – April 26-June 4, 2019
Hits Allowed	11 – 3x, last: Aug. 26, 2018 vs. SD	Longest Losing Streak	6G – Sept. 12, 2014-April 24, 2017
		Scoreless Innings Streak	32.0 – May 1-25, 2019

MILESTONES

Category	Date	Opponent	Notes
Start	1 April 2, 2013	San Francisco	L - 6.1 IP, 10H, 3R, 1ER, 0HR, 0BB, 5K
	100 April 20, 2019	at Milwaukee	L - 5.2 IP, 6H, 2ER, 2HR, 1BB, 9K
Win	1 April 7, 2013	Pittsburgh	6.1 IP, 3H, 2ER, 1HR, 2BB, 6K
ShO	1 May 28, 2013	Los Angeles (AL)	9.0 IP, 2H, 0BB, 7K
	2 May 7, 2019	Atlanta	9.0 IP, 4H, 0BB, 6K
10+ Strikeout Games	1 April 30, 2013	Colorado	12 strikeouts
	2 July 13, 2014	San Diego	10 strikeouts
	3 April 26, 2019	Pittsburgh	10 strikeouts
	Save	1 May 25, 2017	St. Louis



PROFESSIONAL CAREER:**KOREA:**

- Pitched for the Hanwha Eagles of the Korean Baseball Organization from age 19 to 25.
- Combined to go 98-52 with a 2.80 ERA over 190 games (181 starts)...Tossed 27 complete games and eight shutouts.
- Won two KBO Gold Glove Awards (2006, 2010) and was named an All-Star on seven occasions.

2013:

- Went 14-8 with a 3.00 ERA in 30 starts during his 1st MLB campaign.
- Named to Baseball America's 2013 All-Rookie Team...Among Major League rookies, ranked 1st in innings pitched (192.0), 2nd in ERA (3.00), T-2nd in wins (14), T-3rd in winning percentage (.636), T-3rd in starts (30), and 4th in strikeouts (154).
- Made his **MLB debut** on April 2 vs. SF, allowing three runs (one earned) in 6.1 innings while taking a 3-0 loss.
- Picked up his 1st win in his 2nd start on April 7 vs. PIT with 6.1 innings of two-run ball in the Dodgers' 6-2 victory.
- Tossed the 1st shutout of his career on May 28 vs. LAA, allowing just two hits while striking out seven batters for a 3-0 win.
- Won six consecutive decisions from July 5-Aug. 13, going 6-0 with a 3.12 ERA (15 ER/43.1 IP) in seven starts.
- Made two postseason starts and became the first-ever South Korean-born pitcher to start a playoff game, going 1-0 with a 3.60 ERA (4 ER/10.0 IP).

2014:

- Recorded his second consecutive 14-win season, going 14-7 with a 3.38 ERA in 26 starts.
- Posted a 4.79 SO/BB ratio to rank 7th in the NL, striking out 139 while walking only 29 in 152.0 innings...Averaged 1.72 BB/9, also the 7th-best mark in the NL.
- Made his season debut on March 23 against the D-backs in Australia and picked up the win, allowing just two hits in 5.0 scoreless innings...Also started the Dodgers' North American opener on March 30 at SD, and then the club's home opener on April 4 vs. SF.
- Placed on the DL from April 28-May 21 with left shoulder inflammation and again from Aug. 14-30 with a right hip strain... Did not make another regular season start following his Sept. 12 outing at SF due to left shoulder irritation.
- Started Game 3 of the NLDS at STL, allowing just one run on five hits in 6.0 innings while landing a no-decision in a 3-1 loss (BB, 4K).

2015:

- Developed shoulder discomfort in spring training that eventually led to season-ending labral repair surgery on May 21, which was performed by Dr. Neal ElAttrache.

2016:

- Began the season on the DL following his recovery from left shoulder surgery and was reinstated on July 7 to make his first regular season start since Sept. 12, 2014...Allowed six runs in 4.2 innings and recorded the loss against the Padres.
- Returned to the DL on July 19 and missed the rest of the season with elbow tendonitis.
- Went a combined 1-2 with a 4.23 ERA (13 ER/27.2 IP) in eight rehab starts for Single-A Rancho Cucamonga and Triple-A Oklahoma City.

2017:

- In his first full season since 2014 after recovering from shoulder surgery (2015-2016) and elbow tendonitis (2016), went 5-9 with one save and posted a 3.77 ERA in 25 games (24 starts)...Struck out 116 batters and issued 45 walks in 126.2 innings.
- Made his 1st career relief appearance on May 25 against the Cardinals and collected his 1st career save after tossing 4.0 scoreless innings of relief with two strikeouts...Became the 2nd Dodger to record a save in his 1st career relief appearance, joining **Charlie Hough** who did so on Aug. 12, 1970 at PIT.
- Pitched well following the All-Star break, going 2-3 with a 3.17 ERA (19 ER/54.0 IP) and holding hitters to a .240 average... Ranked 10th in ERA among NL starting pitchers over that stretch (min. 50.0 IP).
- Had two stints on the 10-day DL: from May 1-11 with a left hip contusion and again from July 1-24 with a left foot contusion.

2018:

- Despite missing 90 games on the DL with a left groin strain, managed a 7-3 record and a 1.97 ERA in 15 starts...His 1.97 ERA ranked 3rd among Major League starters (min. 15 starts).
- In nine home games, posted a 5-2 record and a 1.15 ERA (7 ER/54.2 IP) while limiting the opposition to a .212 batting average...Led MLB in home ERA (min. 50.0 IP).
- Went 5-0 with a 1.83 ERA (11 ER/54.1 IP) in 10 starts against NL West opponents.
- Among NL pitchers with at least 15 starts, ranked 2nd in SO/BB ratio (6.93), 5th in WHIP (1.01) and 5th in opponents' on-base percentage (.260).
- Batted .269 (7-for-26), which set career high and ranked 4th among all pitchers with at least 25 at-bats.
- Made four postseason starts, going 1-2 with a 5.21 ERA (11 ER/19.0 IP) while striking out 20 batters and walking three.

2019:

- Led all Major League pitchers with a 2.32 ERA and finished 2nd in NL Cy Young voting.
- His 1.18 BB/9 clip led the Majors while his 6.79 SO/BB rate was tied for 3rd best and his 1.01 WHIP sat 6th.
- Set a career mark with 163 strikeouts while tying a personal best with 14 wins.
- Ranked 2nd among NL pitchers in SO/BB ratio (6.79), 2nd in HR/9 (0.84), 3rd in WHIP (1.01), and 3rd in base runners allowed per 9.0 IP (9.26)...Also ranked 3rd in the NL in opponents' OBP (.263), 5th in OPS (.622), and 7th in SLG (.359).
- Kept left-handed hitters to a .199 batting average (34-for-171) while righties hit .245 (126-for-514).
- In 14 starts at Dodger Stadium, went 10-1 with a 1.93 ERA (20 ER/93.1 IP), striking out 94 batters against 15 walks while posting a 0.94 WHIP and holding opponents to a .214/.251/.326 slash line...Led Major League starters in home ERA and ranked 4th among NL pitchers in home SO/BB ratio (6.27), 5th in BB/9 (1.45), and 7th in WHIP (0.94).
- Went 4-4 with a 2.72 ERA (27 ER/89.1 IP) in 15 road starts, striking out 69 batters while posting a 1.07 WHIP.
- Threw a **complete-game shutout** on May 7 vs. ATL, the 2nd of his career (May 28, 2013 vs. LAA) and the first complete-game shutout by a Dodger since **Clayton Kershaw** on May 23, 2016 vs. CIN.
- Recorded a 32.0 scoreless inning streak from May 1-25, the longest in MLB in 2019.
- Named NL Pitcher of the Month for May, posting a 5-0 record and a 0.59 ERA (3 ER/45.2 IP) in six starts.
- Put together a career-best seven-game winning streak from April 26-June 4, boasting a 0.75 ERA (5 ER/59.2 IP) with 48 strikeouts and just three walks in eight starts during that span.
- Selected to his 1st All-Star Game after going 10-2 with a 1.73 ERA (21 ER/109.0 IP) and a 0.91 WHIP in 17 first-half starts... Named the National League starter by Manager **Dave Roberts**, becoming the 1st South Korean-born pitcher to get the nod during the Mid-Season Classic.
- Hit his **1st career home run** on Sept. 22 vs. COL, a solo shot off of **Antonio Senzate** in the 5th inning...Also laid down 12 sacrifice hits throughout the season, tied for 3rd most in the Majors.
- Earned the win in his only postseason start, a Game 3 NLDS 10-4 victory in Washington (5.0 IP, 4H, 2ER, 2BB, 3K).



2020:

- Finished 3rd in AL Cy Young voting and was named to the All-MLB Second Team.
- His 3.0 WAR (Baseball Reference) was 3rd best in the Majors and 2nd among all pitchers (**Mookie Betts** - 3.4; **Shane Bieber** - 3.2).
- Ranked 4th in the AL with a 2.69 ERA, which was also the 5th-best mark posted for a single season in team history.
- Also ranked T-9th in the AL in strikeouts (72), 9th in SO/9 (9.67), 7th in BB/9 (2.28), T-8th in SO/BB (4.24), T-10th in IP (67.0), and 11th in WHIP (1.15)...His 50.5 ground ball percentage was 5th highest in the AL (9th in MLB).
- Led the team with 12 starts...The Jays went 9-3 in those outings.
- After allowing eight runs in 9.0 innings across his first two outings (8.00 ERA, 13H, 2HR, 4BB, 9K), allowed 12 earned runs in 58.0 frames over his last 10 starts for a 1.86 ERA (47H, 4HR, 13BB, 63K).
- Made his 1st start as a Blue Jay and the 2nd Opening Day start of his career on July 24 at TB...Took a no-decision with three runs over 4.2 IP (3BB, 4K).
- Earned his 1st win as a Blue Jay on Aug. 5 at ATL as he gave up just one hit over 5.0 scoreless innings (3BB, 8K)...Was his 55th career win, surpassing **Byung-Hyun Kim** (54) for 2nd most all-time by a South Korean-born pitcher, trailing only **Chan Ho Park** (124).
- Pitched his 1st quality start on Aug. 11 vs. MIA as he started Toronto's home opener at Sahlen Field in Buffalo, NY...Allowed two hits and a run over 6.0 innings (1HR, 2BB, 7K).
- Allowed a lone run on five hits over 6.0 IP on Sept. 2 at MIA, while tying a season-high with eight strikeouts...Had 5+ IP with zero or one earned run in each of his last six starts, which was the longest single-season streak in team history, and matched **Dave Stieb** (6G from Sept. 13, 1988-April 10, 1989) for the longest overall by a Blue Jays pitcher.
- Allowed five runs on six hits over 5.0 IP on Sept. 7 vs. NYY...Surrendered three home runs in a game for the first time since Aug. 23, 2019 vs. NYY...Had given up three total homers in his other eight starts combined.
- Threw 6.0 innings of one-run ball on Sept. 13 vs. NYM to earn his 1st win at Sahlen Field (8H, 0BB, 7K).
- On Sept. 19 at PHI, tied a season high with **eight strikeouts** (3rd time) while allowing two runs over 6.0 IP.
- Made his final regular-season start on Sept. 24 vs. NYY...Threw **7.0 scoreless innings**, his longest scoreless start since his last game with the Dodgers (Sept. 28, 2019 at SF)...Became the first Toronto starter to pitch into the 7th inning since Aug. 22, 2019 at LAD (**Jacob Waguespack**)...The 88 consecutive games without a starter going beyond the 6th inning was the longest streak in MLB history (2nd: LAA - 48G in 2019).
- Nine of his last 10 regular-season starts were two-or-fewer earned runs (0-3x, 1-5x, 2-1x).
- Made his 9th career postseason start in Game 2 of the ALWC on Sept. 30 at TB...Took the loss as he allowed seven runs (three earned) over 1.2 innings, his shortest career playoff start...The eight hits, seven runs, and two home runs were all career marks for a postseason game.

2021:

- Among AL pitchers, ranked T-2nd in wins (14), 7th in SO/BB (3.86), 9th in WHIP (1.22) and 13th in ERA (4.37).
- Made his 3rd career Opening Day start on April 1 at NYY in which he took a no-decision with two runs allowed in 5.1 innings of work (4H, 1HR, 1BB, 5K) in an eventual 3-2 Blue Jays victory.
- Earned his 1st win at TD Ballpark as he threw 6.2 innings on April 13 vs. NYY, allowing an unearned run on four hits (BB, 7K)...Faced the minimum through 5.2 IP.
- Left his start on April 25 at TB after 3.2 scoreless IP (3H, BB, 5K) with a minor right glute strain...Was his shortest outing since April 8, 2019 at STL (1.2 IP) when he suffered a left groin strain.
- Earned his 2nd win on May 6 at OAK when he returned from the injured list (right glute strain)...Allowed four runs over 5.0 IP.
- Claimed his 4th win of 2021 on May 18 vs. BOS, tossing 7.0 scoreless innings to go with four hits, no walks, and seven strikeouts...Won three consecutive starts for the first time since May 7-June 4, 2019 (six games).
- Picked up his 7th win on June 26 vs. BAL...Took a two-hit shutout into the 7th inning before running into trouble, finishing with a line of 6.2 IP, 7H, 4ER, 2BB and 3K...Gave him **809 career strikeouts**, surpassing **Byung-Hyun Kim** (806) for the 2nd-most strikeouts all-time by a South Korean-born pitcher, trailing only **Chan Ho Park** (1,715).
- Tossed his **4th career complete game** and 3rd career CG shutout in Game 1 of a doubleheader on July 18 vs. TEX, earning his 9th win of the year...Gave up three hits with a walk and four strikeouts over 7.0 innings...Marked the first complete-game shutout by a Blue Jays pitcher since **Mark Buehrle** on June 3, 2015 at WAS.
- Picked up his 10th win on July 29 at BOS, tossing 6.0 scoreless innings with a season-best two hits, no walks, and five strikeouts...Marked his 5th start with no earned runs in 2021.
- Earned the win in his 1st start at Rogers Centre as a Blue Jay on Aug. 3 vs. CLE, giving up two runs and seven hits over 7.0 innings with no walks and a season-high eight strikeouts.
- Picked up his career-high-tying 14th win on Oct. 3 vs. BAL, giving up two runs on six hits over 5.0 innings with a walk and seven strikeouts...Marked his career-high 31st start of the season.

Statcast Data

	2022	Career
Strikeout %:	14.2	22.4
Walk %:	3.5	5.1
Hard Hit %:	44.1	34.2
Fastest Pitch:	95.7 MPH	Aug. 7, 2014 at LAA



NON-ROSTER

SOSA ANDRES

72

CATCHER

BIRTHDATE November 7, 1997
 OPENING DAY AGE 25
 BIRTHPLACE Hermosillo, Mexico
 RESIDENCE San Antonio, TX
 INSTAGRAM @andressosaaa

BATS/THROWS R/R
 HEIGHT/WEIGHT 5-11/210
 CONTRACT STATUS signed thru 2023
 M.L. SERVICE 0.000
 OPTIONS USED 0 of 3

PERSONAL:

- Andres Pablo Sosa.
- Played his freshman season at the University of Texas in 2017 before attending Dallas Baptist University for three years from 2019-2021...Played a combined 110 games during his NCAA career, batting .245 with 10 doubles, 18 home runs, and 71 RBI for a .852 OPS.

LAST SEASON:

- Spent the 2022 season with High-A Vancouver...Appeared in 73 games for the Canadians, batting .226 (47-for-208) with 20 doubles, a triple, five home runs, and 27 RBI for a .801 OPS (.397 OBP, .404 SLG).
- His 20 doubles were tied for 7th most among Northwest League hitters and led all catchers.
- Among Northwest League catchers with at least 200 at-bats, his .801 OPS was the best mark.
- Threw out 20 of 87 attempted basestealers (23% caught stealing)...Threw out more runners than all but one Blue Jays minor leaguer, trailing only New Hampshire's **Ryan Gold** (21).

Bold – career high; Red – league high

Year	Club and League	AVG	G	AB	R	H	2B	3B	HR	RBI	BB	IBB	SO	SB	CS	OBP	SLG	OPS	SH	SF	HBP
2021	Blue Jays (FCL)	.333	9	9	1	3	1	0	0	1	0	0	3	0	0	.455	.444	.899	0	0	2
	Dunedin (LASE)	.188	5	16	0	3	0	0	0	3	1	0	7	0	0	.263	.188	.451	0	1	1
2022	Vancouver (NORW)	.226	73	208	42	47	20	1	5	27	45	0	60	6	0	.397	.404	.801	1	3	16
Minor Totals		.227	87	233	43	53	21	1	5	31	46	0	70	6	0	.391	.391	.782	1	4	19

TRANSACTIONS

- Signed by the Toronto Blue Jays as an undrafted free agent on August 16, 2021

PROFESSIONAL CAREER:

MINORS:

- Played his 1st season of professional ball in 2021, splitting time between the FCL Blue Jays and Single-A Dunedin.
- Appeared in 14 total games, going 6-for-25 (.240) with a double and four RBI.

SEASONS IN WHICH TORONTO WAS THE 1ST TEAM TO SCORE 500 RUNS

YEAR	DATE	GAME #
2003	June 28	81
1986	July 20	94
2015	July 21	95
2012	July 28	100





SPRINGER GEORGE

4

OUTFIELDER

BIRTHDATE September 19, 1989
 OPENING DAY AGE 33
 BIRTHPLACE New Britain, CT
 RESIDENCE New Britain, CT
 INSTAGRAM @georgespringer

BATS/THROWS R/R
 HEIGHT/WEIGHT 6-3/220
 CONTRACT STATUS signed thru 2026
 M.L. SERVICE 8.166
 OPTIONS USED 0 of 3

PERSONAL:

- George Chelston Springer III.
- Graduated from Avon Old Farms High School in New Britain, CT, where he also played soccer...Drafted by Minnesota in the 48th round following his senior season, but did not sign and went on to attend the University of Connecticut.
- Played three seasons at UConn before being drafted by Houston with the 11th overall selection in the 2011 First-Year Player Draft...Became the highest-drafted player in school history...In 2009, became the first player in UConn school history to be named the Big East Rookie of the Year...In 2011, was named a First Team All-American by Perfect Game USA, Louisville Slugger and the NCBWA, and was a semifinalist for both the Dick Howser Trophy and Golden Spikes Award.
- Both of his parents also attended UConn...His father, George II, played in the 1976 Little League World Series...His mother, Laura, is a former gymnast...George took gymnastics lessons starting at 18 months old until he was 12.
- Married to Charlise, who played softball at the University of Albany, and for Puerto Rico's national team...His sister, Lena, also a softball player, played three years at Ohio State.
- Has been the Stuttering Association for the Young (SAY) spokesperson since 2014...Has hosted the annual "All-Star Bowling Event" since 2015...At the event, Springer, teammates, coaches and other professional athletes help to raise money for children and their families to attend Camp SAY, a summer camp for young people who stutter.
- Has been named an All-Star on three occasions (2017, 2018, 2019), won two Silver Slugger awards (2017, 2019), and was named 2017 World Series MVP.
- Signed a six-year, \$150 million deal with the Blue Jays on January 23, 2021, marking the largest contract in franchise history.

LAST SEASON:

- Named an AL All-Star for the 4th time in his career.
- Hit his 1st home run of 2022 on April 10 vs. TEX, his 44th career leadoff homer, the most among active players and tying **Brady Anderson** for 7th all-time.
- Drove in all three runs in a 3-0 victory on April 11 at NYY, going 3-for-5 with a double and a dinger, homering in consecutive games for the 26th time in his career.
- Hit his 2nd leadoff **blast** on April 23 at HOU (45th career, 7th all-time), homering in his 1st at-bat against his former team.
- Belted a game-tying two-run **homer** with two outs in the bottom of the 9th on April 26 vs. BOS, his 4th bomb of the year and the 200th of his career.
- Hit his 5th and 6th homers on April 30 vs. HOU, his 1st multi-HR game of the year (19th career)...Drilled his 3rd leadoff homer of season and the 46th of his career, tying **Jimmy Rollins** for the 6th most in MLB history.
- Earned Play of the Week for his diving **catch** to prevent the tying run on May 1 vs. HOU...Was his 2nd career Play of the Week (also: July 24, 2021 at NYM).
- Led off the game on May 10 at NYY with his 7th longball...Marked the 47th leadoff shot of his career, tying **Curtis Granderson** for 5th most all-time.
- Led off the game with his 9th homer on May 26 at LAA...Marked his 5th leadoff jack of the year and the 48th of his career, tying him with **Ian Kinsler** for the 4th most in MLB history.
- Hit his 7th leadoff **home run** of the season and the 50th of his career on June 5 vs. MIN...The seven leadoff homers surpassed **Devon White** (6 in 1991) for the most in a single season in franchise history.
- Homered on the 1st pitch of the game for his 17th **longball** of 2022 on July 10 at SEA...Was his club-record 8th leadoff jack of the season (51st career)...Homered in consecutive games for the 2nd time in 2022 (27th career).
- Smacked his 7th career **grand slam** on July 26 vs. STL, his first since Oct. 3, 2021 vs. BAL.
- Landed on the injured list from Aug. 5-14 with right elbow inflammation.
- Came off the bench to record his 1,000th career **hit** on Aug. 17 vs. BAL, a single off **Cionel Pérez**...Was his 1st career pinch-hit knock.
- Went 5-for-5 with a double and an RBI on Aug. 18 at NYY, his 4th career 5+ hit game (last: May 12, 2019 vs. TEX).
- Had a season-high 12-game hit streak from Aug. 4-28 (20-for-44, .455 AVG, 5XBH, 10RBI).
- Drilled his 20th bomb of the season on Sept. 13 vs. TB (2), reaching the mark for the 7th time in his career.
- Went 3-for-4 with a pair of homers and a walk on Sept. 25 at TB...Was his 2nd multi-HR game of the year (April 30 vs. HOU) and the 20th of his career...Gave him 19 multi-HR games out of the leadoff spot, tied with **Alfonso Soriano** for 2nd most in MLB history, one back of **Mookie Betts** (20).
- Blasted his 9th leadoff **home run** on Sept. 27 vs. NYY...Gave him 52 career leadoff home runs, 4th most in MLB history (3rd: **Craig Biggio** - 53)...Was his 24th jack of the campaign, his 3rd in the last 3 games.
- Notched his 25th home run on Sept. 30 vs. BOS, reaching the 25-HR mark for the 4th time in his career.
- Had multiple hits in five of his final eight games, going 12-for-32 (.375) with four home runs and eight RBI over that span (1.162 OPS).

BIOGRAPHIES

LAST SEASON

HISTORY

RECORDS

OPPONENTS

PLAYER DEV.

MEDIA & MISC.



Bold – career high; Red – league high

Year	Club and League	AVG	G	AB	R	H	2B	3B	HR	RBI	BB	IBB	SO	SB	CS	OBP	SLG	OPS	SH	SF	HBP
2011	Tri-City (NYP)	.179	8	28	8	5	3	0	1	3	2	0	2	4	0	.303	.393	.696	0	0	3
2012	Lancaster (CAL)	.316	106	433	101	137	18	10	22	82	56	4	131	28	6	.398	.557	.955	0	5	6
	Corpus Christi (TEX)	.219	22	73	8	16	3	0	2	5	6	0	25	4	2	.288	.342	.630	1	0	1
2013	Corpus Christi (TEX)	.297	73	273	56	81	20	0	19	55	42	1	96	23	5	.399	.579	.978	2	1	5
	Oklahoma City (PCL)	.311	62	219	50	68	7	4	18	53	41	0	65	22	3	.425	.626	1.051	0	2	4
2014	Quad Cities (MID)	.250	3	4	1	1	1	0	0	0	3	0	1	2	0	.571	.500	1.071	0	0	0
	Oklahoma City (PCL)	.353	13	51	17	18	4	1	3	9	9	0	15	4	0	.459	.647	1.106	0	0	1
	HOUSTON (AL)	.231	78	295	45	68	8	1	20	51	39	4	114	5	2	.336	.468	.804	0	2	9
2015	Corpus Christi (TEX)	.278	5	18	4	5	1	0	0	0	2	0	6	1	0	.350	.333	.683	0	0	0
	HOUSTON (AL)	.276	102	388	59	107	19	2	16	41	50	0	109	16	4	.367	.459	.826	2	3	8
2016	HOUSTON (AL)	.261	162	644	116	168	29	5	29	82	88	2	178	9	10	.359	.457	.816	0	1	11
2017	HOUSTON (AL)	.283	140	548	112	155	29	0	34	85	64	1	111	5	7	.367	.522	.889	0	4	11
2018	HOUSTON (AL)	.265	140	544	102	144	26	0	22	71	64	0	122	6	4	.346	.434	.780	0	3	5
2019	Corpus Christi (TEX)	.400	3	10	3	4	0	0	2	5	4	0	1	1	0	.571	1.000	1.571	0	0	0
	HOUSTON (AL)	.292	122	479	96	140	20	3	39	96	67	1	113	6	2	.383	.591	.974	0	4	6
2020	HOUSTON (AL)	.265	51	189	37	50	6	2	14	32	24	0	38	1	2	.359	.540	.899	0	2	5
2021	Buffalo (AAA)	.176	5	17	2	3	1	0	0	1	0	0	3	0	0	.222	.235	.458	0	0	1
	TORONTO (AL)	.264	78	299	59	79	19	1	22	50	37	1	79	4	1	.352	.555	.907	0	1	4
2022	TORONTO (AL)	.267	133	513	89	137	22	4	25	76	54	1	100	14	2	.342	.472	.814	0	5	7
Minor Totals		.300	300	1126	250	338	58	15	67	213	165	5	345	89	16	.397	.557	.954	3	8	21
MAJOR TOTALS		.269	1006	3899	715	1048	178	18	221	584	487	10	964	66	34	.358	.494	.852	2	25	66

ALL-STAR GAME RECORD

Year	League and City	AVG	G	AB	R	H	2B	3B	HR	RBI	BB	IBB	SO	SB	CS	OBP	SLG	OPS	SH	SF	HBP
2017	AL at MIA	.000	1	3	0	0	0	0	0	0	0	0	2	0	0	.000	.000	.000	0	0	0
2018	AL at WAS	1.000	1	2	2	2	0	0	1	1	0	0	0	0	0	1.000	2.500	3.500	0	0	0
2019	AL at CLE	.500	1	2	0	1	0	0	0	1	0	0	1	0	0	.500	.500	1.000	0	0	0
TOTALS		.429	3	7	2	3	0	0	1	1	0	0	3	0	0	.429	.857	1.286	0	0	0

WILD CARD RECORD

Year	Club and Opp.	AVG	G	AB	R	H	2B	3B	HR	RBI	BB	IBB	SO	SB	CS	OBP	SLG	OPS	SH	SF	HBP
2015	HOU vs. NYY	.250	1	4	0	1	1	0	0	0	0	0	1	0	0	.250	.500	.750	0	0	0
2020	HOU vs. MIN	.111	2	9	1	1	0	0	0	1	0	0	1	0	0	.111	.111	.222	0	0	0
2022	TOR vs. SEA	.286	2	7	0	2	0	0	0	0	0	0	3	0	0	.375	.286	.661	0	0	1
TOTALS		.200	5	20	1	4	1	0	0	1	0	0	5	0	0	.238	.250	.488	0	0	1

DIVISION SERIES RECORD

Year	Club and Opp.	AVG	G	AB	R	H	2B	3B	HR	RBI	BB	IBB	SO	SB	CS	OBP	SLG	OPS	SH	SF	HBP
2015	HOU vs. KC	.211	5	19	5	4	1	0	1	3	3	0	10	0	0	.318	.421	.739	0	0	0
2017	HOU vs. BOS	.412	4	17	4	7	2	0	1	2	2	0	4	0	0	.474	.706	1.180	0	0	0
2018	HOU vs. CLE	.429	3	14	4	6	0	0	3	3	0	0	2	0	0	.429	1.071	1.500	0	0	0
2019	HOU vs. TB	.143	5	21	1	3	0	0	0	0	1	0	5	1	0	.182	.143	.325	0	0	0
2020	HOU vs. OAK	.389	4	18	4	7	1	0	2	4	0	0	7	0	0	.421	.778	1.199	0	0	1
TOTALS		.303	21	89	18	27	4	0	7	12	6	0	28	1	0	.354	.584	.938	0	0	1

CHAMPIONSHIP SERIES RECORD

Year	Club and Opp.	AVG	G	AB	R	H	2B	3B	HR	RBI	BB	IBB	SO	SB	CS	OBP	SLG	OPS	SH	SF	HBP
2017	HOU vs. NYY	.115	7	26	1	3	0	0	0	0	4	0	7	0	0	.233	.115	.349	0	0	0
2018	HOU vs. BOS	.381	5	21	2	8	3	0	1	5	3	0	5	1	0	.458	.667	1.125	0	0	0
2019	HOU vs. NYY	.160	6	25	4	4	0	0	2	4	4	0	10	0	0	.276	.400	.676	0	0	0
2020	HOU vs. TB	.233	7	30	3	7	0	0	2	5	2	0	6	0	1	.281	.433	.715	0	0	0
TOTALS		.216	25	102	10	22	3	0	5	14	13	0	28	1	1	.304	.392	.697	0	0	0

WORLD SERIES RECORD

Year	Club and Opp.	AVG	G	AB	R	H	2B	3B	HR	RBI	BB	IBB	SO	SB	CS	OBP	SLG	OPS	SH	SF	HBP
2017	HOU vs. LAD	.379	7	29	8	11	3	0	5	7	5	1	8	0	0	.471	1.000	1.471	0	0	0
2019	HOU vs. WAS	.296	7	27	6	8	4	0	2	4	7	0	5	2	0	.441	.667	1.108	0	0	0
TOTALS		.339	14	56	14	19	7	0	7	11	12	1	13	2	0	.456	.839	1.295	0	0	0

HOME RUN BREAKDOWN

Total	ONE GAME											
	H	A	2	3	4	GS	LO	XN	IP	PH	RHP	LHP
221	109	112	19	1	0	7	52	4	1	0	158	63

TRANSACTIONS

- Selected by the Houston Astros in the 1st round (11th overall) of the 2011 First-Year Player Draft
- On disabled list (left quad strain) on July 20, 2014 for the remainder of the season
- On disabled list (concussion) from May 6-12, 2015
- On disabled list (right wrist fracture) from July 2-September 3, 2015
- On disabled list (left quad discomfort) from July 25-August 8, 2017
- On disabled list (sprained left thumb) from August 6-16, 2018
- On disabled list (strained left hamstring) from May 25-June 23, 2019
- Signed by the Toronto Blue Jays on January 23, 2021
- On injured list (left oblique strain) from March 29-April 27, 2021
- On injured list (right quad strain) from May 3-June 21, 2021
- On injured list (left knee sprain) from August 15-29, 2021
- On injured list (right elbow inflammation) from August 5-14, 2022



GAME HIGHS

ML Debut	April 16, 2014 vs. KC	Stolen Bases	3 – April 27, 2015 at SD
Runs	5 – 2x, last: May 12, 2019 at KC	Last ML Home Run	Sept. 30, 2022 vs. BOS
Hits	6 – May 7, 2018 at OAK	Longest Hitting Streak	14G – June 7-21, 2015
Home Runs	3 – Sept. 22, 2019 vs. LAA	Longest On-Base Streak	25G – June 27-Sept. 26, 2015
RBI	5 – 6x, last: Oct. 3, 2021 vs. BAL	Longest Hitless Streak	20AB – June 22-26, 2018

MILESTONES

Category	Date	Opponent	Pitcher	Notes
Hit	1 April 16, 2014	Kansas City	Guthrie	Single
	1,000 Aug. 17, 2022	Baltimore	Pérez	PH RBI Single
Home Run	1 May 8, 2014	at Detroit	Smyly	1R
	100 March 29, 2018	at Texas	Hamels	Leadoff HR
Multi-HR Game (17)	17 Oct. 3, 2021	Baltimore	Zimmermann, Hanhold	1R, GS
Three-HR Game 1	Sept. 22, 2019	Los Angeles (AL)	Rodriguez (2), Suarez	1R, 2R, 1R
Grand Slam HR (7)	7 July 26, 2022	St. Louis	Fernandez	6th inning
Leadoff HR (52)	52 Sept. 27, 2022	New York (AL)	Tailon	—
Walk-off HR (2)	1 June 1, 2016	Arizona	Clippard	1R, 11th inning
	2 April 5, 2017	Seattle	De Jong	3R, 13th inning
Extra-Inning HR (4)	4 Sept. 2, 2019	at Milwaukee	Guerra	1R, 10th inning
Inside-The-Park HR (2)	1 May 14, 2019	at Detroit	Farmer	1R
	2 Sept. 20, 2020	Arizona	Widener	1R
RBI	1 April 18, 2014	at Oakland	Gray	Single
	500 Oct. 1, 2021	Baltimore	Mattson	Single
Stolen Base	1 April 18, 2014	at Oakland	Gray	2nd base
			C-Jaso	

PROFESSIONAL CAREER:

MINORS:

- Combined to hit .302 with 21 doubles, 10 triples, 24 home runs, 87 RBI, and 32 stolen bases at two levels in 2012 (Advanced-A Lancaster and Double-A Corpus Christi)...Earned Mid-Season and Post-Season All-Star honours...Following the season, was named an Organization All-Star by MiLB.com...Played for Mesa in the Arizona Fall League and hit .286 (20-for-70) with four doubles, three triples, four home runs, and 14 RBI in 21 games...Named an AFL Rising Star.
- Named Minor League Baseball's 2013 Offensive Player of the Year and the Astros Minor League Player of the Year after hitting .303 with 27 doubles, four triples, 37 homers, 108 RBI, 45 stolen bases, and a 1.010 OPS combined between Triple-A Oklahoma City (62G) and Double-A Corpus Christi (73G)...Was one of the nine position players named to Baseball America's Minor League All-Star Team...Named to MLB.com's All-Prospect Team...Received Texas League Player of the Year honours and was a Mid-Season and Post-Season All-Star after hitting .297 with 19 homers and 23 steals in 73 first-half games with Corpus Christi...Started the second half with Triple-A Oklahoma City and from then on led the Pacific Coast League in runs (49), extra-base hits (29), total bases (136), homers (18), RBI (53), SLG (.626) and OPS (1.050).

2014:

- Finished one home run shy of tying the Astros club record for home runs by a rookie (**Lance Berkman** - 21 in 2000), hitting 20 home runs to go with 58 RBI in 78 games.
- Set franchise rookie records for home runs (19) and RBI (50) prior to the All-Star Break.
- Selected to the Major League roster on April 16 and made his **MLB debut** vs. KC...Recorded a hit, a walk and a run scored.
- Collected a hit in each of his first five games (April 16-20) to start his career.
- Became the 1st rookie in Houston's history to homer in four straight games (five total homers), from May 21-26.
- Became the 2nd rookie in MLB history to hit seven home runs over a seven-game span (May 21-29), joining **Rudy York** (Aug. 22-27, 1937).
- Recorded two home runs and five RBI in what was his 33rd career game on May 24 at SEA...His five runs tied a franchise record, last achieved by **Cody Ransom** on Sept. 20, 2007...Marked the first multi-homer game by an Astros rookie since **Hunter Pence** hit two on Aug. 31, 2007 at CHC.
- Went 4-for-4 with five runs scored, three RBI, two doubles, a home run and a walk on May 26 at KC, becoming the 1st player in Astros history to reach all of those marks in a single game.
- Named AL Rookie of the Month for May, becoming the 4th Astros player to win a Rookie of the Month Award...Hit .294 (30-for-102) with four doubles, one triple, 10 homers, 25 RBI and a 1.032 OPS.
- Placed on the DL on July 23 with a left quad strain for the remainder of the season.

2015:

- His 36 home runs within his first 180 games in the Majors set an Astros record, previously held by **Glenn Davis** (35 HR).
- Batted .319 (66-for-207) with an .880 OPS (.383 OBP/.498 SLG) on the road.
- Placed on the seven-day Concussion DL on May 6 and was activated on May 13...Placed on the 15-day DL from July 2-Sept. 3 with a right wrist fracture after getting hit by a pitch on July 1 vs. KC.
- Posted a career-long, 14-game hitting streak from June 7-21, in which he hit .458 (27-for-59) with four doubles, four home runs, seven RBI, and a .492 OBP.
- Hit his 1st career leadoff homer on June 19 at SEA.
- Put together a career-long 25-game on-base streak from June 27-Sept. 26.

2016:

- Set career highs in games (162), at-bats (644), hits (168), doubles (29), triples (5), and walks (88).
- Named a finalist for the Gold Glove Award...Ranked 2nd among AL right fielders in fielding percentage with a .994 mark.
- Played in all of Houston's 162 games, becoming the 7th player in club history to play all 162 games of a season.
- Led the Majors in plate appearances (744), which tied for 2nd all-time in club history for a single season with **Craig Biggio's** 1997 season, behind only **Biggio's** 1999 season (749).
- Tied for 4th in the AL in walks (88)...Tied for 6th in the Majors and 5th in the AL in runs scored (116)...Marked the most runs by an Astros player since **Jeff Bagwell** (126) and **Craig Biggio** (118) in 2001.
- Became the 1st player in franchise history to hit three grand slams in a single season...According to Elias, became the 2nd player in MLB history to hit a grand slam as a visitor at both Fenway Park and Yankee Stadium (new or old) in the same year, joining **Al Rosen** (1951).
- Was one of five AL Final Vote candidates for the All-Star Game and finished 2nd to Toronto's **Michael Saunders** in the AL Final Vote balloting.
- Hit his 1st career grand slam on April 6 at NYY in the 2nd inning off **Michael Pineda**.
- Recorded four RBI in consecutive games from May 13-14...Used his 2nd grand slam to do so on May 14 at BOS.
- Knocked his 1st career walk-off home run on June 1 vs. ARI in the 11th inning off RHP **Tyler Clippard**.
- Went 3-for-5 with a triple, a walk, two runs scored and a grand slam, tying his career high with five RBI on June 24 at KC...Tripled to lead off the game, then hit a grand slam later in the 1st inning...Per Elias, became the first leadoff hitter to hit a grand slam in the 1st inning of a game since Seattle's **Danny Tartabull** on April 15, 1986 at CAL...Also became the 1st player in the modern era to hit a triple and a grand slam in the 1st inning of a game...Only one other player in the divisional era (since 1969) had a triple and grand slam in any inning (**Brandon Inge** - April 23, 2004 vs. CLE, 6th inning).
- Recorded a hit in seven straight at-bats from Sept. 24-26...Was one hit shy of tying the franchise record set by **Lance Berkman**, who hit in eight consecutive at-bats from May 4-8, 2008.

2017:

- Made his 1st career All-Star Team, received a Silver Slugger Award and was named MVP of the World Series.
- Hit all 34 of his home runs out of the leadoff spot in the lineup, which set a franchise record and tied for the 7th most homers ever recorded by a leadoff hitter in MLB history...The only AL players to hit more homers out of the leadoff spot in a single season were **Alfonso Soriano** (38 in 2002, 35 in 2003) and **Brady Anderson** (35 in 1996)...Became the 1st player in MLB history with 27 homers from the leadoff spot prior to the All-Star Break.
- Notched nine leadoff homers, the most in MLB and tied for the 4th most leadoff homers by a player in AL history...Also set a new franchise record, surpassing the previous record of eight, reached by **Craig Biggio** in 2001 and himself in 2016.
- Tied for 2nd in the AL in runs (112) with **Jose Altuve**, behind **Aaron Judge** (128).
- Hit a leadoff home run on Opening Day on April 3 vs. SEA off **Felix Hernandez**...Became the 2nd player in franchise history to do so, joining **Terry Puhl** who did so twice (April 10, 1980 vs. LAD and April 6, 1978 at CIN).
- Belted a walk-off home run in the 13th inning on April 5 vs. SEA...Marked his 4th career walk-off hit and 2nd walk-off homer.
- Hit another leadoff blast on April 6 vs. SEA, becoming the first player in club history to hit a leadoff homer one game after hitting a walk-off home run...The last MLB player to do so was **Scott Hairston** for the Padres from Aug. 3-4, 2007.
- On April 9 vs. KC, knocked a 3rd leadoff home run and scored the winning run in the 12th inning...Became the 1st player in Major League history to hit three leadoff homers within his team's first seven games of a season.
- Cranked his 4th leadoff home run of the year on April 11 at SEA, becoming the 1st player in MLB history to record four leadoff homers within his team's first nine games of a season.
- Recorded a multi-homer game (4th career) in the back half of Houston's doubleheader at NYY on May 14...Included his 5th leadoff homer of the season before he homered again to lead off the 2nd inning...Became the 4th player in MLB's expansion era (since 1961) to hit home runs to lead off each of the first two innings of a game, joining **Chad Curtis** (1995), **Stan Javier** (1999) and **Manny Machado** (2015)...Also became the 4th player in Astros history to homer in the 1st and 2nd innings of a game, joining **Jose Altuve** (2016), **Lance Berkman** (2002) and **Craig Biggio** (1997).
- Named AL Player of the Week for May 29-June 4...Had multiple hits in all six games, hitting .500 (15-for-30) with 11 runs, five home runs, nine RBI and a 1.565 OPS (.531 OBP/1.033 SLG).
- On July 7 at TOR, became the 1st player in club history (13th in MLB history) to have a four-hit, five-RBI game out of the leadoff spot.
- Elected to start the All-Star Game via the fan vote, getting the start in left field.
- Placed on the 10-day DL with left quad discomfort from July 25-Aug. 8.
- Named the **Willie Mays World Series MVP** as part of a postseason in which he hit .292 (21-for-72) with five doubles, six homers, nine RBI, and a .997 OPS...Became the 8th outfielder to win the World Series MVP award.
- Batted .379 (11-for-29) in the World Series with three doubles, five homers, seven RBI, and eight runs scored, becoming the 1st player ever to reach those totals in a single World Series...His eight extra-base hits in the World Series set a new MLB record, surpassing **Willie Stargell**, who posted seven in the 1979 World Series...His five home runs in the World Series tied Hall of Famer **Reggie Jackson** (1977) and **Chase Utley** (2009) for the most in a single Fall Classic...His five homers from the leadoff spot set a new record for a World Series, eclipsing the previous mark of four set by **Lenny Dykstra** during the 1993 Fall Classic.
- Homered in four consecutive World Series games, becoming the 1st player to do so in a single World Series...Joined Hall of Famers **Lou Gehrig** and **Reggie Jackson** as the only players to homer in four consecutive World Series games overall.
- Recorded an MLB-record 29 total bases during the World Series, eclipsing the previous mark of 25 shared by Hall of Famers **Reggie Jackson** (1977) and **Willie Stargell** (1979)...Became the 1st player ever to record an extra-base hit in six consecutive World Series games.
- Following the season, was named the winner of the NY Chapter of the BBWAA Arthur and Milton Richman "You Gotta Have Heart Award" for overcoming challenges of his stutter...Was also named the Boston Chapter of the BBWAA "New England Player of the Year".



2018:

- Named an AL All-Star for the 2nd time in his career.
- His six leadoff home runs ranked 2nd in the AL behind **Francisco Lindor** (9).
- Tied for 7th in the AL in runs scored with 103...Became the 4th player in Astros history with at least three consecutive 100-run seasons, joining **Craig Biggio** (1995-1999), **Jeff Bagwell** (1996-2001) and **Lance Berkman** (2001-2004).
- Made his 4th consecutive Opening Day start on March 29 at TEX and hit a **leadoff homer** off **Cole Hamels**...Marked his 100th career home run and his 2nd consecutive Opening Day leadoff home run...Became the 1st player in MLB history to hit a leadoff homer on consecutive Opening Day games...Became the 2nd player in Astros history with multiple career Opening Day homers (also **Terry Puhl** in 1978 and 1980).
- Went 6-for-6 with a double, a **three-run homer**, four singles and four runs scored on May 7 at OAK, setting a franchise record for hits in a nine-inning game...Joined **Joe Morgan** as the only players in club history to record **six hits in a game**, as Morgan did so in a 12-inning contest on July 8, 1965 at MIL...Marked the 65th time in MLB history that a player recorded six hits in a nine-inning game.
- Combined with **Alex Bregman** and **Jose Altuve** for back-to-back-to-back home runs on June 20 vs. TB, the 6th time in franchise history that the Astros combined for three consecutive home runs.
- Voted to the AL All-Star Team via the player vote...Hit back-to-back home runs with **Alex Bregman** in the 2018 All-Star Game, becoming the first pair of teammates to hit back-to-back homers in an All-Star Game since the Dodgers' **Steve Garvey** and **Jimmy Wynn** did so in the 1975 All-Star Game.
- Belted his **5th career grand slam** on July 21 at LAA...Marked his 5th slam on the road, surpassing **Jeff Bagwell** (4) for the most road grand slams in club history.
- Placed on the 10-day DL with a sprained left thumb from Aug. 6-16.
- Hit .400 (14-for-35) with six runs, three doubles, four homers, eight RBI and a 1.276 OPS (.447 OBP/.829 SLG) in eight postseason games...Became Houston's all-time leader in postseason homers (11), doubles (10), extra-base hits (15) and hits (40)...Moved into a tie for 12th place all-time among AL players in postseason homers...Tied **Lenny Dykstra** (9) for the most postseason homers in MLB history by a leadoff hitter.
- Recorded a hit in all eight postseason games, stretching his postseason hitting streak to 14 games, tied for the 8th-longest streak in MLB history and marked the longest in Astros history.
- Went 2-for-4 with a single, two runs scored and a **solo homer** in Game 1 of the ALDS vs. CLE...Marked his 5th consecutive postseason game with a homer, becoming the 3rd player in MLB history to hit a home run in five consecutive playoff games, joining **Carlos Beltrán** (2004) and **Daniel Murphy** (6 games in 2015).
- **Homered** in Game 4 of the ALCS vs. BOS, his 31st career game in the postseason...Marked the 3rd most postseason home runs by a player within his first 31 career games in the playoffs all-time, behind **Carlos Beltrán** (14) and **Nelson Cruz** (13).

2019:

- Led the Majors with 12 leadoff home runs, one shy of the MLB record of 13 set by **Alfonso Soriano** in 2003...Tied the Major League record for total homers hit by a leadoff hitter over a single season (39), tying **Soriano's** record set in 2006.
- Recorded the 6th most RBI by a leadoff hitter in a single season in MLB history (96).
- Set career highs in homers (39), RBI (96), batting average (.292), OBP (.383), SLG (.591), and OPS (.974).
- Among AL players, ranked 4th in OPS, 4th in slugging, 5th in homers, and 7th in on-base percentage.
- Ranked 3rd in the AL in OPS with runners in scoring position (1.116)
- Finished 4th among AL center fielders in defensive runs saved (6).
- On Opening Day, March 28 at TB, hit a **three-run homer** of **Blake Snell**, marking his 3rd straight Opening Day game with a home run...Joined **Khris Davis** as the only Major League players to homer on Opening Day in each of the 2017-2019 seasons.
- Knocked his his **1st leadoff homer** of the season on April 1 at TEX off **Drew Smyly**...Was his 6th career leadoff homer at Globe Life Park, the most by any visiting player in Arlington all-time.
- Went 5-for-5 with two home runs, including a leadoff homer, five runs scored and four RBI on May 12 vs. TEX...Became the 1st player in club history to record five hits and score five runs in the same game...Tied a franchise record for runs scored in a game (last: himself on May 26, 2014 at KC)...Marked the 3rd game of his career with at least five hits, tying **Cesar Cedeño** for the most five-hit games in Astros history...Became the 3rd leadoff hitter in MLB history with a five-hit, two-homer, five-run game, joining **Matt Carpenter** (June 26, 2018 vs. CLE) and **Tim Lincecum** (Sept. 16, 1983 vs. TOR).
- Named the AL Co-Player of the Week for the week of May 12, his 2nd career weekly award (also May 29-June 4, 2017)...In seven games, led all AL players in batting (.519, 14-for-27), hits (14), home runs (5), and OPS (1.711)...Three of his five homers were leadoff shots...During the week, recorded a hit in six straight at-bats, scored a run in six straight plate appearances and reached base in seven straight plate appearances.
- Recorded his 1st career **inside-the-park** home run on May 14 at DET in the 5th inning off **Buck Farmer**.
- Left the game in the 8th inning on May 24 vs. BOS and was placed on the 10-day injured list with a strained left hamstring from May 25-June 23...At the time of his placement on the IL, was leading the AL in homers (17), RBI (43), and total bases (119) while ranking 2nd in runs (41), SLG (.654), and OPS (1.032).
- Named to the AL All-Star team for the 3rd time in his career, and made his 2nd All-Star Game start (1-for-2).
- Notched his his 10th career multi-homer game on July 15 at LAA.
- Belted a game-winning **solo homer** in the top of the 10th inning on Sept. 2 at MIL...Was his 30th home run of the season, and his 4th career extra-innings homer.
- Recorded his 1st career three-homer game as he went yard in each of his first three plate appearances on Sept. 22 vs. LAA...Became the 1st leadoff hitter in Astros history with a three-homer performance.
- Batted .205 (15-for-73) with four doubles, four homers, eight RBI and three stolen bases across 18 postseason games.
- Had a strong World Series performance, batting .296 (8-for-27) with six extra-base hits (4-2B, 2 HR), four RBI and a 1.108 OPS...Became the 2nd player in MLB history to record at least six XBH and six BB in a single World Series, joining **Barry Bonds** (2002).
- **Homered** in Game 1 of the World Series, giving him five straight games with a home run in the World Series, a new MLB record streak as he surpassed Hall of Famers **Lou Gehrig** and **Reggie Jackson**.
- Hit a **two-run home run** in Game 5 of the World Series, the 7th WS homer of his career, putting him into a tie for 10th place on MLB's all-time World Series home runs list...Gave him the most career World Series homers by a leadoff hitter in MLB history (7), directly ahead of **Hank Bauer** (6) and **Lenny Dykstra** (6).
- Recorded two doubles in Game 6 of the World Series for his 5th career multi-XBH game in the WS, tying **Babe Ruth**, **Duke Snider** and **Lou Gehrig** for the most all-time.

2020:

- Batted .265 with six doubles, two triples, 14 home runs, 32 RBI, 24 walks, and a .899 OPS over 51 games.
- Had a 12-game hitting streak from Sept. 12-25, batting .367 (18-for-49) with six home runs, nine RBI, and a 1.183 OPS... Was the longest hitting streak by an Astro in 2020.
- Walked, scored two runs and hit a [leadoff homer](#) on Sept. 15 vs. TEX...Was his 11th career leadoff blast against the Rangers...Marked the 2nd most leadoff homers against any single opponent in MLB history (**Rickey Henderson** - 12 vs. CLE).
- Went 3-for-4 with two homers on Sept. 20 vs. ARI...Notched his 2nd career [inside-the-park](#) home run (also: May 14, 2019 at DET)...Was his 2nd multi-homer game of the season, also doing so in Game 2 of a doubleheader on Sept. 5 vs. LAA... Became the 3rd Astros player to record a multi-homer game that included an inside-the-park home run, joining **Ken Caminiti** (2x: May 22, 1993 at SD and July 3, 1994 vs. CHC) and **Jimmy Wynn** (July 30, 1967 vs. NYM).
- Batted .263 (15-for-57) with a double, four home runs, 10 RBI, and a .791 OPS during the postseason.
- Went 4-for-5 with a double, RBI and a run scored in Game 1 of the ALDS at OAK...Became the 6th Astros player to record four-or-more hits in a postseason game.
- Hit [two home runs](#) in Game 2 of the ALDS...Became the 7th Astros player to record a multi-homer game in the playoffs.
- Belted his 1st career postseason [leadoff home run](#) in Game 5 of the ALCS vs. TB...Joined **Craig Biggio** (2004 NLCS Game 7) as the only players in Astros history to hit a leadoff homer in the postseason...The blast was the 10th leadoff homer on the 1st pitch of a postseason game since pitch counts were first tracked in 1988, and the first since **David Freese** in 2018 World Series Game 5...Gave him the franchise lead in postseason home runs (19) and tied him with **Albert Pujols** for 4th all-time, while his 17 homers and 34 RBI as a leadoff hitter in the postseason marked the most in MLB history.

2021:

- Held a .907 OPS, the 2nd-best mark of his career (.974 in 2019)...Produced a 1.077 OPS while playing in the outfield.
- Started the season on the injured list with a left oblique strain...Later sustained a quad injury while rehabbing...Activated on April 28.
- Made his Blue Jays debut on April 28 vs. WAS, finishing the night 0-for-4...Was the 1st time in his career that he had not reached base in his 1st game of a season.
- Picked up his [1st hit](#) as a Blue Jay on April 30 vs. ATL with a single in the 1st...Stole his 1st base of the season later in the inning...Also walked twice to finish 1-for-3.
- Hit his [1st](#) and [2nd](#) home runs as a Blue Jay on May 1 vs. ATL, his 15th career multi-homer game (last: Sept. 20, 2020 vs. ARI)...Hit his 2nd jack at 116.4 MPH, the hardest hit ball of his career, and the 2nd hardest for a Jays home run in the Statcast era (**Rowdy Tellez** - 117.4)...Travelled a projected 470 feet, the 4th longest by a Toronto batter in the Statcast era...Hit only one of his 174 homers as an Astro in a 3-0 count, but hit his first two bombs as a Blue Jay in a 3-0 count... Became the 3rd MLB player (since tracking started in 1988) to hit two 3-0 homers in the same game, joining **Chase Utley** (June 28, 2007) and **Derek Norris** (May 11, 2014).
- Placed back on the 10-day IL from May 3-June 21 with a right quad strain...Went 3-for-17 with a double and an RBI in five rehab games with Triple-A Buffalo.
- Hit his [4th longball](#) on July 2 vs. TB in his 1st game batting cleanup in 2021.
- Drilled his [5th home run](#) on July 3 vs. TB, homering in consecutive games for the 1st time of the campaign (22nd career).
- Batted leadoff on July 24 at NYM for the 1st time since May 2 and belted his [8th homer](#) of the year.
- Blasted his [10th](#) & [11th](#) home runs on July 31 vs. KC, his 2nd multi-homer game of the year...Homered on the 1st pitch of the game, becoming the 10th Blue Jay (16th time) to do so (since 1988 when pitch tracking began), and the first since **Steve Pearce** on April 8, 2018 at TEX...Marked his 40th career leadoff bomb, becoming the 8th player in MLB history to reach the mark.
- Named AL Player of the Week for July 26-Aug. 1, his 3rd career POTW...Went 10-for-25 (.400) with eight runs, five doubles, three homers, and seven RBI (1.476 OPS).
- Notched his [12th roundtripper](#) on Aug. 3 vs. CLE, his 2nd leadoff homer of the season and the 41st of his career.
- Launched the 1st pitch of the game 439 feet over the center-field wall on Aug. 4 vs. CLE, his [13th homer](#) of the season... Became the 3rd player in team history to homer on the 1st pitch of a game multiple times in a season (also: July 31 vs. KC), joining **Alex Rios** in 2007 and **Jose Reyes** in 2014...Notched leadoff homers in consecutive games, the 4th Blue Jay ever to accomplish the feat (**Damaso Garcia** in 1983, **Jose Cruz Jr.** in 2000, **Devon Travis** in 2016)...Marked his 3rd leadoff jack of 2021 (42nd of his career).
- Named AL Player of the Week for Aug. 2-8, becoming the 1st player in team history to take consecutive weekly honours... Hit .364 (12-for-33) with three doubles, a triple, three homers (two leadoff homers), and 11 RBI (1.177 OPS).
- Crushed his [15th](#) and [16th](#) home runs on Aug. 11 at LAA, both solo shots, for his 3rd multi-homer game of the season (17th career).
- Landed on the IL for a 3rd time of the season from Aug. 15-29 with a left knee sprain.
- Went 3-for-4 on Sept. 26 at MIN with his [19th blast](#), homering in consecutive games for the 3rd time in 2021 (24th career).
- Notched his 2nd four-hit game of 2021 on Oct. 2 vs. BAL, also blasting his [20th home run](#) of the year...Reached the 20-homer mark for the 6th time in his career.
- Hit his [21st](#) & [22nd](#) home runs on Oct. 3 vs. BAL, a leadoff homer in the 1st and a grand slam in the 3rd...Marked his 4th leadoff bomb of the year (43rd career) and his 6th career grand slam.
- Named AL Player of the Week for Sept. 27-Oct. 3, his 5th career award and 3rd of 2021...Became the first AL player to win three weekly honours in a single season since **Justin Verlander** in 2011...Joined **Jose Bautista** (2010) as the only players in franchise history to win the award three times in a season...Hit .500 (13-for-26) with eight runs, three doubles, three homers, and 10 RBI in six games (.962 SLG, 1.497 OPS).
- Had 36 of his last 61 hits go for extra bases (18-2B, 1-3B, 17 HR).

Career-Highs - Statcast

	Speed/Distance	Date
Hardest Hit Ball:	116.4 MPH	May 1, 2021 vs. ATL
Furthest Hit Ball:	476 feet	May 7, 2018 at OAK
Top Sprint Speed:	33.4 ft/s	June 9, 2016 at TEX





SWANSON

ERIK

50
PITCHER

BIRTHDATE September 4, 1993
 OPENING DAY AGE 29
 BIRTHPLACE Fargo, ND
 RESIDENCE Fargo, ND
 INSTAGRAM @swannypops

BATS/THROWS R/R
 HEIGHT/WEIGHT 6-3/225
 CONTRACT STATUS signed thru 2023
 M.L. SERVICE 3.096
 OPTIONS USED 2 of 3

PERSONAL:

- Erik Donald Swanson.
- Resides in Fargo, ND, with wife, Madison, and their son and daughter.
- Attended Mariemont (OH) High School.
- Earned Outstanding Pitcher honours while leading Iowa Western CC to the NJCAA Division I title in 2014... Committed to the University of Pittsburgh before being drafted by the Texas Rangers in the 8th round of the 2014 MLB First-Year Player Draft.

LAST SEASON:

- Set career highs in games (57), wins (3), saves (3), and strikeouts (70), while also posting a career-best 1.68 ERA.
- His 1.74 ERA as a reliever ranked 5th in the AL and 9th in the Majors.
- Allowed two runs or fewer in each of his 57 appearances, including 48 scoreless outings.
- Recorded multiple strikeouts in 23 games, including four games with three strikeouts.
- Earned his 1st [save](#) of the year on June 25 at LAA, allowing a pair of walks (one intentional) in a scoreless 9th inning.
- Served as the opener in the 2nd game of the doubleheader on July 13 at WSH (2.0 IP, K), his only start of the year.
- Tossed a career-high 14.1 straight scoreless innings from July 27-Aug. 31 (10H, 2BB, HB, 18K).
- On the 15-day injured list with right elbow inflammation from May 14-June 10...Made two scoreless rehab appearances with Single-A Everett and Triple-A Tacoma (2.0IP, 2H, 3K).
- Made his MLB postseason [debut](#) in Game 3 of the ALDS vs. HOU on Oct. 15 (1.0 IP, K).

Bold – career high; Red – league high

Year	Club & League	W-L	ERA	G	GS	CG	SHO	SV	IP	H	R	ER	HR	HB	BB	IBB	SO	WP	BK	AVG
2014	Spokane (NORW)	1-2	4.63	15	0	0	0	0	23.1	19	12	12	0	2	7	1	24	2	0	.229
2015	Rangers (ARIZ)	0-0	0.00	1	0	0	0	1	1.0	0	0	0	0	0	1	0	1	0	0	.000
	Hickory (SALL)	1-0	2.19	7	0	0	0	1	12.1	7	3	3	1	0	4	0	10	1	0	.163
	Frisco (TL)	0-0	9.00	1	0	0	0	0	1.0	2	1	1	0	0	2	0	1	1	0	.500
	Round Rock (PCL)	0-0	0.00	1	0	0	0	0	1.0	1	0	0	0	0	0	0	2	0	0	.250
2016	Hickory (SALL)	6-4	3.43	19	15	0	0	1	81.1	77	37	31	4	4	25	0	78	4	0	.248
	Charleston (SALL)	0-1	3.60	5	2	0	0	0	15.0	14	7	6	0	0	5	0	15	1	0	.246
2017	Tampa (FL)	7-3	3.95	20	20	0	0	0	100.1	115	46	44	10	3	14	1	84	1	0	.291
2018	Staten Island (NYPL)	0-0	4.05	2	2	0	0	0	6.2	8	3	3	0	0	0	0	6	0	1	.308
	Trenton (EL)	5-0	0.42	8	7	0	0	0	42.2	22	3	2	0	1	15	0	55	0	1	.155
	Scranton/Wilkes-Barre (IL)	3-2	3.86	14	13	1	0	0	72.1	63	32	31	10	2	14	0	78	1	0	.230
2019	Tacoma (PCL)	0-1	5.55	10	6	0	0	0	24.1	28	16	15	5	0	12	0	28	0	0	.283
	SEATTLE (AL)	1-5	5.74	27	8	0	0	2	58.0	56	41	37	17	2	12	1	52	2	0	.243
2020	SEATTLE (AL)	0-2	12.91	9	0	0	0	0	7.2	11	12	11	3	2	2	0	9	1	0	.344
2021	Tacoma (AAAW)	0-0	4.50	2	0	0	0	0	2.0	2	1	1	1	0	0	0	1	0	0	.250
	SEATTLE (AL)	0-3	3.31	33	2	0	0	1	35.1	28	18	13	5	1	10	1	35	0	0	.212
2022	Everett (NORW)	0-0	0.00	1	0	0	0	0	1.0	0	0	0	0	0	0	0	2	0	0	.000
	Tacoma (PCL)	0-0	0.00	1	0	0	0	0	1.0	2	0	0	0	0	0	0	1	0	0	.400
	SEATTLE (AL)	3-2	1.68	57	1	0	0	3	53.2	39	11	10	3	1	10	1	70	1	0	.202
Minor Totals		23-13	3.48	107	65	1	0	2	385.1	360	161	149	31	12	99	2	386	11	2	.247
MAJOR TOTALS		4-12	4.13	126	11	0	0	6	154.2	134	82	71	28	6	34	3	166	4	0	.228

DIVISION SERIES RECORD

Year	Club and Opp.	W-L	ERA	G	GS	CG	ShO	SV	IP	H	R	ER	HR	HB	BB	IBB	SO	WP	BK	AVG
2022	SEA vs. HOU	0-0	0.00	1	0	0	0	0	1.0	0	0	0	0	0	0	0	1	0	0	.000

TRANSACTIONS

- Selected by the Texas Rangers in the 8th round of the 2014 First-Year Player Draft
- Traded to the New York Yankees along with RHP Dillon Tate and RHP Nick Green in exchange for OF Carlos Beltrán on August 1, 2016
- Traded to the Seattle Mariners along with LHP Justus Sheffield and OF Dom Thompson-Williams in exchange for LHP James Paxton on November 19, 2018
- On injured list (strained right forearm) from August 20-September 14, 2020
- On injured list (strained right groin) from May 29-July 7, 2021
- On injured list (right elbow inflammation) from May 14-June 10, 2022
- Traded to the Toronto Blue Jays along with LHP Adam Macko in exchange for OF Teoscar Hernández on November 16, 2022



GAME HIGHS

ML Debut	April 11, 2019 at KC	ER Allowed	8 – May 16, 2019 vs. MIN
Innings Pitched:		HR Allowed	4 – May 16, 2019 vs. MIN
Starter	6.0 – 2x, last: May 5, 2019 at CLE	Low Hit CG	None
Reliever	2.1 – Aug. 30, 2019 at TEX	Last Win	Oct. 5, 2022 vs. DET
Walks:		Last Save	Aug. 6, 2022 vs. LAA
Starter	3 – May 5, 2019 at CLE	Last CG	None
Reliever	2 – 3x, last: June 25, 2022 at LAA	Last ShO	None
Strikeouts:		Last Start	July 13, 2022 at WAS
Starter	5 – April 17, 2019 vs. CLE	Last Relief App.	Oct. 5, 2022 vs. DET
Reliever	5 – Aug. 30, 2019 at TEX	Longest Win Streak	2G – July 26-30, 2022
Hits Allowed	11 – April 28, 2019 vs. TEX	Longest Losing Streak	7G – May 10, 2019-Sept. 15, 2021
		Scoreless Innings Streak	14.1 – July 27-Aug. 31, 2022

MILESTONES

Category	Date	Opponent	Notes
Start	1 April 17, 2019	Cleveland	L - 6.0 IP, 2H, 1ER, 0BB, 5K
Win	1 May 5, 2019	at Cleveland	as a starter - 6.0 IP, 1H, 0ER, 3BB, 3K
Save	1 Sept. 19, 2019	at Pittsburgh	1.0 IP, 1BB, 3K

PROFESSIONAL CAREER:

MINORS:

- Made his professional debut in 2014 with Short-A Spokane, going 1-2 with a 4.63 ERA (12 ER/32.1 IP), 24 strikeouts, and seven walks in 15 relief appearances.
- In 2015, combined with Triple-A Round Rock (1G), Double-A Frisco (1G), Single-A Hickory (7G), and AZL Rangers (1G) to go 1-0 with a save and a 2.35 ERA (4ER/15.1 IP) in 10 relief outings.
- Split the 2016 campaign between Single-A Hickory (TEX) and Single-A Charleston (NYY), going 6-5 with a save and a 3.46 ERA (37 ER/96.1 IP) over 24 games (17 starts)...Was a South Atlantic League Mid-Season All-Star with Hickory, where he made 19 appearances (15 starts)...Acquired by the Yankees on Aug. 1 and assigned to Charleston where he made five appearances (two starts).
- Was 7-3 in 2017 with a 3.95 ERA (44 ER/100.1 IP), 84 strikeouts, 14 walks in 20 starts with Single-A Tampa...Gave up two-or-fewer runs in 12 of 20 starts, including eight scoreless...Ranked 10th among minor leaguers (min. 100.0 IP) with a 1.26 BB/9.0 IP ratio (14 BB, 100.1 IP).
- Split the 2018 season between Double-A Trenton and Triple-A Scranton/Wilkes-Barre, going 8-2 with a 2.58 ERA (33 ER/115.0 IP) in 22 games (20 starts)...Posted a 10.41 K/9.0 IP (133 K, 115.0 IP) and held opponents to a .204 average... Allowed three-or-fewer runs in 17 of 20 starts, including seven straight starts allowing one-or-fewer run from April 10-May 15...During those seven games, was 4-0 with a 0.46 ERA (2 ER/39.0 IP).

2019:

- Kept a 1-5 record and a 5.74 ERA (37 ER/58.0 IP), with 52 strikeouts and 12 walks in 27 appearances (8 starts) with Seattle.
- Made his MLB debut with the Mariners on April 11 at KC, tossing 2.0 innings and allowing two runs on three hits with two walks and four strikeouts.
- Made his 1st big-league start on April 17 vs. CLE (6.0 IP, 2H, ER, HR, 5K)...Became the 3rd Mariner in club history to work at least 6.0 innings and allow no more than one run and two hits in his 1st Major League start, joining **Brandon Morrow** (Sept. 5, 2008 vs. NYY) and **Doug Fister** (Aug. 11, 2009 vs. CWS).
- Earned 1st Major League win on May 5 at CLE, tossing 6.0 scoreless innings, allowing one hit and three walks with a trio of punchouts.
- Recorded his 1st career save on Sept. 19 at PIT, tossing a scoreless 11th inning with one walk and three strikeouts.
- In 18 relief appearances after the All-Star Break, was 2-for-2 in save opportunities while posting a 2.78 ERA (7 ER/22.2 IP) with 23 strikeouts and five walks.
- In 10 appearances (six starts) with Triple-A Tacoma, was 0-1 with a 5.55 ERA (15 ER/24.1 IP), 12 walks, and 28 strikeouts.

2020:

- Posted a 12.91 ERA (11 ER/7.2 IP) with nine strikeouts and two walks in nine games.
- Threw 149 pitches in 2020, 101 of which were his four-seam fastball (67.8%)...Among pitchers who threw at least 100 four-seam fast balls in 2020, his 67.8% fastball rate was tied for 8th most in the Majors.
- Placed on the 10-day injured list on Aug. 20 with a strained right forearm...Reinstated on Sept. 14 and finished the season with the Major League team.

2021:

- Went 0-3 with one save, a 3.31 ERA (13 ER/35.1 IP), 10 walks, and 35 strikeouts in 33 games (two starts).
- Did not allow a run in 24 of 31 appearances out of the bullpen.
- Recorded his 1st save of the season on May 28 vs. TEX, tossing 1.1 scoreless frames (H, BB, 2K).
- Did not allow a run in 12 consecutive games from May 13-July 31...Faced 50 batters over 12.2 innings, giving up six hits while walking five batters and striking out 15.
- Landed on the 10-day injured list on May 29 with a right groin strain...Activated on July 7.

Statcast Data

	2022	Career
Strikeout %:	34.1	26.4
Walk %:	4.4	4.9
Hard Hit %:	30.4	36.6
Fastest Pitch:	98.5 MPH	Aug. 12, 2020 at TEX





THOMPSON

ZACH

46
PITCHER

BIRTHDATE October 23, 1993
 OPENING DAY AGE 29
 BIRTHPLACE Burlington, TX
 RESIDENCE Arlington, TX
 INSTAGRAM @zachthompson11

BATS/THROWS R/R
 HEIGHT/WEIGHT 6-7/250
 CONTRACT STATUS signed thru 2023
 M.L. SERVICE 1.121
 OPTIONS USED 0 of 3

PERSONAL:

- Zachary Ryan Thompson.
- Husband to Ashlyn, father to Maddie and Benjamin.
- Graduated from Grace Preparatory Academy in Arlington, TX, in 2011.
- Played baseball at the University of Texas-Arlington, where he was selected to the 2014 Sun Belt All-Tournament team.

LAST SEASON:

- Began the season as a member of Pittsburgh's starting rotation.
- Started the 4th game of the season on April 11 at STL (4.0 IP, 2ER)...Left the game in the 5th inning after taking a line drive off the back of his right shoulder.
- Pitched in relief for the 1st time of the year on May 4 at DET (2) and picked up his 1st win as a member of the Pirates.
- Tossed 5.0 scoreless innings in a no-decision on May 8 at CIN.
- Allowed just one hit in 6.0 scoreless innings while winning his 2nd game on May 14 vs. CIN...Extended his scoreless innings streak to 12.0 innings.
- Went 2-2 with a 2.54 ERA (11 ER/39.0 IP) in an eight-start stretch from May 8-June 17.
- Placed on the 15-day injured list on June 20 (retroactive to June 18) due to right forearm nerve inflammation.
- Reinstated from the injured list on July 3 and started that afternoon vs. MIL (4.2 IP, 2ER).
- Lost each of his final six decisions of the season.

Bold – career high; Red – league high

Year	Club & League	W-L	ERA	G	GS	CG	SHO	SV	IP	H	R	ER	HR	HB	BB	IBB	SO	WP	BK	AVG
2014	Great Falls (PION)	2-3	3.27	11	11	0	0	0	44.0	43	22	16	6	2	14	0	26	3	0	.262
2015	Kannapolis (SALL)	3-8	4.44	16	16	0	0	0	75.0	77	48	37	2	3	37	0	64	10	0	.270
2016	Kannapolis (SALL)	6-3	2.62	16	16	0	0	0	86.0	58	33	25	5	7	39	0	88	11	1	.193
	Winston-Salem (CARL)	3-5	5.60	10	10	0	0	0	54.2	66	37	34	7	1	15	0	40	6	0	.292
2017	Winston-Salem (CARL)	2-7	5.50	33	14	0	0	0	93.1	102	74	57	8	6	50	0	73	14	0	.281
2018	Winston-Salem (CARL)	2-1	1.78	22	0	0	0	1	35.1	29	12	7	1	1	11	0	36	1	0	.218
	Birmingham (SOUL)	4-0	1.35	21	0	0	0	1	40.0	28	9	6	3	1	18	0	40	4	0	.194
2019	Birmingham (SOUL)	0-0	1.69	4	0	0	0	0	5.1	5	1	1	0	0	1	0	6	1	0	.250
	Charlotte (IL)	5-2	5.50	41	0	0	0	0	70.1	79	46	43	15	2	23	0	78	8	0	.277
2021	MIAMI (NL)	3-7	3.24	26	14	0	0	0	75.0	63	35	27	6	3	28	1	66	5	0	.227
	Jacksonville (AAAE)	0-0	6.60	8	0	0	0	1	15.0	22	11	11	4	1	2	0	21	1	0	.338
2022	PITTSBURGH (NL)	3-10	5.18	29	22	0	0	0	121.2	138	76	70	19	3	46	0	90	5	0	.286
Minor Totals		27-29	4.11	182	67	0	0	3	519.0	509	293	237	51	24	210	0	472	59	1	256
MAJOR TOTALS		6-17	4.44	55	36	0	0	0	196.2	201	111	97	25	6	74	1	156	10	0	.261

TRANSACTIONS

- Selected by the Chicago White Sox in the 5th round of the 2014 First-Year Player Draft
- Signed by the Miami Marlins on November 23, 2020
- Traded to the Pittsburgh Pirates along with RHP Kyle Nicolas and OF Connor Scott in exchange for C Jacob Stallings on November 29, 2021
- On injured list (right forearm nerve inflammation) from June 18-July 2, 2022
- Traded to the Toronto Blue Jays in exchange for OF Chavez Young on January 10, 2023

GAME HIGHS

ML Debut	June 7, 2021 at BOS	ER Allowed	7 – 2x, last: July 28, 2022 vs. PHI
Innings Pitched:		HR Allowed	2 – 5x, last: Aug. 21, 2022 vs. CIN
Starter	6.2 – July 14, 2022 at MIA	Low Hit CG	None
Reliever	5.1 – Oct. 1, 2022 at STL	Last Win	June 5, 2022 vs. ARI
Walks:		Last Save	None
Starter	5 – June 17, 2022 vs. SF	Last CG	None
Reliever	1 – 11x, last: Oct. 1, 2022 at STL	Last ShO	None
Strikeouts:		Last Start	Aug. 31, 2022 at MIL
Starter	11 – June 26, 2021 vs. WAS	Last Relief App.	Oct. 1, 2022 at STL
Reliever	4 – 2x, last: Oct. 1, 2022 at STL	Longest Win Streak	2G – May 4-14, 2022
Hits Allowed	11 – July 28, 2022 vs. PHI	Longest Losing Streak	6G – June 17, 2022-current
		Scoreless Innings Streak	12.2 – May 4-20, 2022

BIOGRAPHIES

LAST SEASON

HISTORY

RECORDS

OPPONENTS

PLAYER DEV.

MEDIA & MISC.



MILESTONES

Category	Date	Opponent	Notes
Start	1 June 7, 2021	at Boston	L - 3.0 IP, 4H, 2ER, 0HR, 1BB, 1K
Win	1 June 12, 2021	Atlanta	as a starter - 5.0 IP, 4H, 0ER, 0BB, 6K
10+ Strikeout Games (1)	1 June 26, 2021	Washington	11 strikeouts

PROFESSIONAL CAREER:

MINORS:

- In 2014, spent 1st pro season pitching with Rookie-level Great Falls after being selected by the White Sox in the 5th round of the First-Year Player Draft...Posted a 2.54 ERA (8 ER/28.1 IP) over his final six starts of the season.
- Spent the entire 2015 season with Low-A Kannapolis...Posted a 2.60 ERA (8 ER/27.2 IP) in five starts during the month of August.
- Went 9-8 in 2016 with a 3.77 ERA (59 ER/140.2 IP) in 26 combined starts between Kannapolis and Advanced-A Winston-Salem...Set minor league career highs in starts, innings pitched, and strikeouts (128)...Was selected to the South Atlantic League Mid-Season All-Star team.
- Spent the entire 2017 campaign season with Winston-Salem...Began season in the starting rotation and went 1-7 with a 5.52 ERA (36 ER/58.2 IP) in 14 starts through June 14...Made 1st career relief appearance on June 23 vs. BC and tossed 1.1 scoreless frames...Went 1-0 with a 5.45 ERA (21 ER/34.2 IP) in 19 relief appearances.
- In 2018, spent the year being used exclusively in relief...Went 6-1 with two saves and a 1.55 ERA (13 ER/75.1 IP) in 43 combined appearances between Winston-Salem and Double-A Birmingham...Earned his 1st professional save on June 1 vs. Carolina...Was promoted to Birmingham on June 20...Recorded his lone Double-A save on July 2 vs. Jacksonville...Posted a 0.50 ERA (2 ER/35.2 IP) over his last 18 games...Went 0-1 with three saves and a 2.70 ERA (4 ER/13.1 IP) in 11 relief appearances with Glendale during the Arizona Fall League.
- Split the 2019 season between Triple-A Charlotte and Birmingham...Went 5-2 with a 5.23 ERA in a career-high 45 games...Began season with Charlotte where he led staff in appearances.
- Did not play in 2020 due to the cancelled Minor League season and spent the summer working out at home.

2021:

- Began season with the Marlins' Triple-A squad in Jacksonville...Notched his lone save (3rd career) in his final Triple-A appearance on June 1 at Gwinnett.
- Selected to Miami's Major League roster on June 5 and made his **MLB debut** as a starter on June 7 at BOS...Suffered the loss (3.0 IP, 4H, 2ER, BB, K)...Became the 1st pitcher in franchise history to make his big league debut as a starting pitcher at Fenway Park.
- Pitched 5.0 scoreless innings and earned his 1st Major League win in his 2nd start on June 12 vs. ATL...Also **singled off Max Fried** in his 1st at-bat.
- Made his 2nd road start on June 20 at CHC...According to the *Elias Sports Bureau*, became the 4th player in baseball history to make his first two career road starts at Wrigley Field and Fenway Park and the first to do it in the same season with the same team.
- Recorded a career-high 11 **strikeouts** on June 26 vs. WAS.
- **Doubled off** Cincinnati's **Wade Miley** on Aug. 27.
- Made his first 13 appearances as a starter, going 2-6 with a 3.16 ERA (22 ER/62.2 IP) through Aug. 27...Finished the season in the bullpen, making 12 of his final 13 appearances in relief...Went 1-0 with a 3.18 ERA (4 ER/11.1 IP) in those 12 relief outings and 2-7 with a 3.25 ERA (23 ER/63.2 IP) in his 14 starts.
- Picked up the win in relief on the final day of the season, Oct. 3 vs. PHI.
- Traded to the Pittsburgh Pirates following the season on Nov. 29 along with **Kyle Nicolas** and **Connor Scott** in exchange for **Jacob Stallings**.

Statcast Data

	2022	Career
Strikeout %:	16.6	18.2
Walk %:	8.5	8.5
Hard Hit %:	39.6	37.8
Fastest Pitch:	95.4 MPH	July 28, 2022 vs. PHI





THORNTON TRENT

57
PITCHER

BIRTHDATE September 30, 1993
 OPENING DAY AGE 29
 BIRTHPLACE Charlotte, NC
 RESIDENCE Charlotte, NC
 INSTAGRAM @trentthornton

BATS/THROWS R/R
 HEIGHT/WEIGHT 6-0/190
 CONTRACT STATUS signed thru 2023
 M.L. SERVICE 3.073
 OPTIONS USED 2 of 3

PERSONAL:

- Trent Edward Thornton.
- Graduated from Ardrey Kell High School (NC) in 2012.
- Attended the University of North Carolina where he went 22-12 with a 2.82 ERA over 63 games...Named a freshman All-American by Baseball America, Perfect Game, the NCBWA and Louisville Slugger in 2013, after setting a school freshman record with 12 wins.
- Ranked as Toronto's 15th-best prospect by MLB heading into 2019.
- Is a rock and folk virtuoso on the harmonica.
- Participated in the 2020 Blue Jays Winter Tour in Calgary, AB.

LAST SEASON:

- Allowed only one of his 17 inherited runners to score (5.9%)
- Threw 1.1+ innings in 16 of his 32 outings...Held a 1.13 ERA (4ER/32.0 IP) in those 16 appearances.
- Optioned to Triple-A Buffalo on May 14, July 6, Aug. 6, and Aug. 17...Recalled on May 31, July 30, Aug. 7, and Oct. 5.
- Picked up his 1st career hold on June 22 at CWS as he came on with the bases loaded and one out in the 8th and stranded all three runners.
- Appeared in 21 games for the Bisons, allowing nine earned runs over 28.0 innings for a 2.89 ERA (26H, 12BB, 30K).

Bold – career high; Red – league high

Year	Club & League	W-L	ERA	G	GS	CG	ShO	SV	IP	H	R	ER	HR	HB	BB	IBB	SO	WP	BK	AVG
2015	Tri-City (NYP)	4-0	3.27	15	12	0	0	0	55.0	62	21	20	2	1	10	0	48	7	1	.286
2016	Lancaster (CAL)	7-4	4.12	17	14	1	1	0	89.2	91	46	41	14	2	16	0	89	10	0	.265
	Corpus Christi (TEX)	3-1	2.35	7	7	0	0	0	46.0	42	12	12	5	0	5	0	35	0	0	.243
2017	Corpus Christi (TEX)	1-2	6.06	4	3	0	0	0	16.1	25	14	11	2	0	0	0	13	1	0	.329
	Fresno (PCL)	8-4	5.09	21	20	0	0	0	115.0	137	71	65	12	5	23	1	88	3	0	.295
2018	Fresno (PCL)	9-8	4.42	24	22	0	0	0	124.1	118	67	61	13	5	31	2	122	4	0	.248
2019	TORONTO (AL)	6-9	4.84	32	29	0	0	0	154.1	156	87	83	24	5	61	0	149	5	0	.259
2020	TORONTO (AL)	0-0	11.12	3	3	0	0	0	5.2	15	7	7	0	0	3	0	6	0	0	.517
2021	Buffalo (AAA)	1-0	0.00	10	0	0	0	3	10.1	8	2	0	0	0	2	0	8	0	0	.211
	TORONTO (AL)	1-3	4.78	37	3	0	0	0	49.0	54	33	26	12	4	16	1	52	3	0	.278
2022	Buffalo (IL)	2-2	2.89	21	0	0	0	3	28.0	26	11	9	1	1	12	0	30	1	0	.243
	TORONTO (AL)	0-2	4.11	32	0	0	0	0	46.0	40	21	21	7	1	17	0	37	1	0	.237
Minor Totals		35-21	4.07	119	78	1	1	6	484.2	509	244	219	49	14	99	3	433	26	1	.269
MAJOR TOTALS		7-14	4.84	104	35	0	0	0	255.0	265	148	137	43	10	97	1	244	9	0	.266

TRANSACTIONS

- Selected by the Houston Astros in the 5th round of the 2015 First-Year Player Draft
- Traded to the Toronto Blue Jays in exchange for INF Aledmys Diaz on November 17, 2018
- On injured list (right elbow inflammation) from July 21-31, 2019
- On injured list (right elbow inflammation) from August 6-20, 2020
- On injured list (right elbow inflammation) on August 24, 2020 for the remainder of the season

GAME HIGHS

ML Debut	March 31, 2019 vs. DET	ER Allowed	7 – July 2, 2019 vs. BOS
Innings Pitched:		HR Allowed	3 – 2x, last: Aug. 6, 2019 at TB
Starter	7.0 – May 3, 2019 at TEX	Low Hit CG	None
Reliever	5.0 – 3x, last: Sept. 22, 2019 at NYY	Last Win	May 11, 2021 at ATL
Walks:		Last Save	None
Starter	5 – 2x, last: May 14, 2019 at SF	Last CG	None
Reliever	3 – 2x, last: May 7, 2022 at CLE	Last Sho	None
Strikeouts:		Last Start	May 24, 2021 vs. TB
Starter	10 – May 24, 2019 vs. SD	Last Relief App.	Oct. 5, 2022 at BAL (2)
Reliever	7 – Sept. 11, 2019 vs. BOS	Longest Win Streak	3G – Sept. 11, 2019-May 11, 2021
Hits Allowed	11 – July 2, 2019 vs. BOS	Longest Losing Streak	5G – May 14, 2021-current
		Scoreless Innings Streak	9.2 – June 11-21, 2019



MILESTONES

Category	Date	Opponent	Notes
Start	1 March 31, 2019	Detroit	ND - 5.0 IP, 2H, 0ER, 0BB, 8K
Win	1 May 14, 2019	at San Francisco	5.2 IP, 3H, 2ER, 1HR, 5BB, 7K
10+ Strikeout Games	1 May 24, 2019	San Diego	10 strikeouts

PROFESSIONAL CAREER:

MINORS:

- Began his pro career in 2015 with Class-A Tri-City where he went 4-0 with a 3.27 ERA (20 ER/55.0 IP).
- Started 2016 with Advanced-A Lancaster and posted a 4.12 ERA (41 ER/89.2 IP) while going 7-4 with 89 strikeouts and 16 walks over 17 games (14 starts)...Promoted to Double-A Corpus Christi in July and went 3-1 with a 2.35 ERA (12 ER/46.0 IP) while recording five walks and 35 strikeouts (.243 AVG).
- Made four appearances (three starts) with Corpus Christi to start 2017...Made the jump to Triple-A Fresno at the end of April and pitched 6.0 innings of one-run ball in his debut...Over 21 games (20 starts) for the Grizzlies to round out his 2017 campaign, went 8-4 with a 5.09 ERA (65 ER/115.0 IP) and 88 strikeouts (23 walks)...His 1.80 BB/9 ratio ranked 2nd best in the PCL.
- Spent the entire 2018 campaign with Triple-A Fresno...Went 9-8 with a 4.42 ERA over 24 games (22 starts) while striking out 122 batters (31 walks) over 124.1 innings en route to a career-best opponents' batting average of .248 (1.20 WHIP)...Earned PCL Pitcher of the Week on June 17 (1GS, 8.0 IP, 1H, 2BB, 3K)...Earned the win in both of his postseason starts, combining for a 1.64 ERA (2 ER/11.0 IP) with 13 hits, four walks and 14 strikeouts...Played for Scottsdale in the Arizona Fall League where he posted a 4.02 ERA (7 ER/15.2 IP) with 20 strikeouts and four walks across nine relief appearances...Named to the AFL Rising Stars Team.
- Acquired from Houston in exchange for **Aledmys Diaz** on November 17, 2018, and added to Toronto's 40-man roster to protect him from the Rule 5 Draft.

2019:

- Led the team in starts (29), innings (154.1), and strikeouts (149).
- Led AL rookies with 149 strikeouts (4th among MLB rookies)...His 8.69 SO/9 led all MLB rookies (min. 150 IP) and was 8th highest by any pitcher in club history...His 149 K's were the 2nd most in a season by a Blue Jays rookie all-time (**Mark Eichhorn** - 166 in 1986).
- His 29 starts were the most by a Toronto rookie since **Ricky Romero's** 29 starts in 2009...His 10 starts of 1-or-0 ER were the 2nd most ever by a Blue Jays rookie (**Juan Guzman** - 12 in 1991).
- Held a 5.56 ERA (48 ER/77.2 IP) vs. AL East opponents and a 4.11 ERA (35 ER/76.2 IP) vs. all others.
- Made his **MLB debut** on March 31 vs. DET...**Fanned Nicholas Castellanos** in the 1st inning for his 1st strikeout en route to striking out the side...Struck out the next batter in the 2nd inning, becoming the 1st starter in team history to record his first four MLB outs as **strikeouts**...With his **punch-out** of **Mikie Mahtook** in the 5th, set the record for most strikeouts by a Blue Jays pitcher in their MLB debut as he finished with two hits allowed over 5.0 innings, eight strikeouts and no walks...Became the 2nd pitcher in MLB history with 8+ strikeouts, no runs, no walks and less than two hits allowed in an MLB debut (**Nick Kingham** on April 29, 2018 vs. STL - 1H, 9K)...Retired all 11 right-handed hitters...Became the 46th player in team history to make his MLB debut as a starter (**Sean Reid-Foley** on Aug. 13, 2018 at KC).
- Recorded **seven K's** on April 5 at CLE, setting a team record with 15 strikeouts in his first two games (**Roy Halladay** - 13 in 1998)...Went 5.2 innings with three hits and two runs allowed...Became the first starting pitcher since **Eduardo Rodriguez** in 2015 to go 5+ IP with three-or-fewer hits and at least seven strikeouts in each of his first two MLB starts.
- Took his 1st career loss on April 12 vs. TB as he allowed five runs on eight hits over 3.0+ innings (3HR, 2BB, 3K).
- Made his longest scoreless start on May 3 at TEX, tossing 7.0 innings of one-hit ball (2BB, 5K)...The Jays eventually won, 1-0, in 12 innings.
- Earned his 1st win on May 14 at SF with three hits and two runs allowed over 5.2 innings (5BB, 7K)...Had gone winless through his first eight starts, tied with **Ty Taubenheim** (2006-2007) for 2nd most all-time to start a Blue Jays career, one back of **Paul Menhart** in 1995 (*courtesy STATS*)...Went 2-for-3 at the plate and scored twice, becoming the 3rd pitcher in team history to record a hit in his 1st game with a plate appearance, joining **Woody Williams** (June 13, 1997 at PHI) and **Chris Michalak** (June 17, 2001 at MON)...Became the 4th pitcher in franchise history with two hits in a game, joining **Roy Halladay**, **Drew Hutchison**, and **J.A. Happ**.
- Struck out a career-high **10 batters** on May 24 vs. SD...Allowed three runs on four hits and three walks while hurling a career-high 112 pitches (62 strikes)...His 60 K's tied for 2nd most all-time by a Blue Jays pitcher in his first 11 MLB games (**Ricky Romero** - 61; **Marc Rzepczynski** - 60).
- Earned his 2nd career W on June 16 at HOU as he tossed 6.2 scoreless innings (6H, 3BB, 7K) on Father's Day vs. the team that signed him to his first pro contract with his dad in attendance...Had 11 runs of support in the game, after receiving just 23 in his prior 14 starts combined.
- Picked up his 1st home win on July 7 vs. BAL with 6.0 scoreless innings (3H, 0BB, 5K)...Tied **Roy Halladay** and **Drew Hutchison** for a team record with four scoreless starts within his first 19 games.
- His 97 K's were the most by a Toronto rookie before the All-Star break all-time, ahead of **Mark Eichhorn** (82 in 1986)...His 9.22 SO/9 before the All-Star break was 5th highest in team history (min. 90 IP).
- Pulled after a rain delay on July 20 at DET, having tossed 3.0+ innings (4ER, 1BB, 3K)...Reached 100 strikeouts in 21 games, 3rd fastest in team history (**Juan Guzman** - 20; **Drew Hutchison** - 20).
- Landed on the injured list with right elbow inflammation from July 21-31.
- Returned from the IL for his start on Aug. 1 at BAL and gave up a lone run on five hits over 6.0 innings (0BB, 2K) for his 4th win and his 7th quality start.
- Made his 1st career relief appearance on Sept. 11 vs. BOS and earned the win with **5.0 hitless innings**, including one walk and seven strikeouts...The seven K's tied for 5th most in a relief appearance in team history...Joined **Roy Lee Jackson** (5.0 IP on Sept. 28, 1982 vs. MIN) as the only Blue Jays to throw 5.0+ hitless innings of relief.
- Made his 2nd relief appearance on Sept. 17 at BAL and threw 5.0 innings of one-run ball (3H, 1BB, 4K).
- Allowed four runs over 5.0 innings of relief on Sept. 22 at NYY (5H, 1HR, 0BB, 3K)...Became the 1st pitcher in team history with three consecutive relief appearances of 5.0+ IP (eight players - 2G).
- Made his final start on Sept. 28 vs. TB and threw 5.0 scoreless innings with just one hit (4BB, 8K)...Was his 6th outing of 5+ innings and no runs, tying **Drew Hutchison** for the most ever by a Toronto pitcher in his first 32 career games.



2020:

- Scattered eight hits over 4.0 innings to allow one run in his 1st start, on July 27 at WAS (2BB, 3K).
- Placed on the injured list with right elbow inflammation from Aug. 6-20.
- Came off the IL to start the back half of a doubleheader on Aug. 20 vs. PHI...Was charged with six runs on five hits and one walk (1K) while lasting 0.2 innings, the shortest outing of his career.
- Made his 3rd start of the season after two days of rest on Aug. 23 at TB...Threw a scoreless inning before leaving the game with right elbow inflammation.
- Placed on the injured list for the 2nd time on Aug. 24 with right elbow inflammation, and remained there for the rest of the campaign.
- Underwent right elbow arthroscopy by Dr. Andrews to remove bone spurs on Sept. 1 in Pensacola, FL.


2021:

- Held a 4.95 ERA (24 ER/43.2 IP) in 34 relief appearances and kept a 3.38 ERA (2 ER/5.1 IP) in three starts.
- Made his season debut on April 4 at NYY, pitching in relief for the first time since Sept. 22, 2019 at NYY...Allowed one run over 1.1 IP (2H, BB)
- Made his 1st start of the season on April 21 at BOS, pitching 2.0 scoreless innings while giving up two hits (0BB, 0K).
- Picked up his 1st win of the season on May 11 at ATL (1.0 IP, H), his first win since Sept. 28, 2019 vs. TB.
- Optioned to Triple-A Buffalo on four occasions while called up twice as the 27th man for a doubleheader.
- Did not allow an earned run over 10 appearances (10.1 IP) for the Bisons.

Statcast Data

	2022	Career
Strikeout %:	19.6	21.9
Walk %:	9.0	8.5
Hard Hit %:	44.8	40.4
Fastest Pitch:	97.5 MPH	June 13, 2021 at BOS





NON-ROSTER

TIEDEMANN

RICKY

70

PITCHER

BIRTHDATE August 18, 2002
 OPENING DAY AGE 20
 BIRTHPLACE Long Beach, CA
 RESIDENCE Long Beach, CA
 INSTAGRAM @tariq_tiedemann

BATS/THROWS L/L
 HEIGHT/WEIGHT 6-4/220
 CONTRACT STATUS signed thru 2023
 M.L. SERVICE 0.000
 OPTIONS USED 0 of 3

PERSONAL:

- Tariq Leni Tiedemann.
- Planned to attend Long Beach Junior College in 2021 but was unable to as the school's spring season was cancelled due to the COVID-19 pandemic.
- Transitioned to Golden West College (Huntington Beach, CA) to participate in their 2021 season, going 2-1 with a 3.55 ERA (15 ER/38.0 IP) and 60 strikeouts.
- Enters the 2023 season as Toronto's top prospect, according to both MLB.com and Baseball America...Ranks 31st overall on Baseball America's list and 32nd on MLB.com.

LAST SEASON:

- Split his 1st professional season between Single-A Dunedin, High-A Vancouver, and Double-A New Hampshire...Combined to make 18 starts, pitching to a 5-4 record and a 2.17 ERA (19 ER/78.2 IP) with 117 strikeouts and 29 walks.
- His 0.86 WHIP led all Minor League pitchers with at least 75.0 innings pitched.
- His 13.39 SO/9 was the 2nd best among Blue Jays farmhands (**Dahian Santos** - 14.86) and the 13th-best among all Minor League hurlers (min. 75.0 IP).
- Allowed just six hits to left-handed batters all season (five singles, one double), holding lefties to a .128 batting average.
- Appeared in the 2022 MLB Futures Game in Los Angeles, throwing a 1-2-3 5th inning on just nine pitches (six strikes).

Bold - career high; Red - league high

Year	Club & League	W-L	ERA	G	GS	CG	SHO	SV	IP	H	R	ER	HR	HB	BB	IBB	SO	WP	BK	AVG
2022	Dunedin (FL)	3-1	1.80	6	6	0	0	0	30.0	11	6	6	1	1	13	0	49	4	0	.115
	Vancouver (NORW)	2-2	2.39	8	8	0	0	0	37.2	23	12	10	2	6	12	0	54	0	0	.176
	New Hampshire (EL)	0-1	2.45	4	4	0	0	0	11.0	5	4	3	0	1	4	0	14	0	0	.147
	Minor Totals	5-4	2.17	18	18	0	0	0	78.2	39	22	19	3	8	29	0	117	4	0	.149

TRANSACTIONS

- Selected by the Toronto Blue Jays in the 3rd round of the 2021 First-Year Player Draft

PROFESSIONAL CAREER:

MINORS:

- Selected in the 3rd round of 2021 Draft and signed officially with the Blue Jays on July 21.

TORONTO, YOUNGEST PITCHERS MLB DEBUT - ALL-TIME

PLAYER	DATE	OPPONENT	AGE
Elvis Luciano	03/31/2019	vs. DET	19 years, 44 days
Roberto Osuna	04/08/2015	at NYY	20 years, 60 days
Miguel Castro	04/06/2015	at NYY	20 years, 103 days
Victor Cruz	06/24/1978	at CLE	20 years, 182 days
Jeff Byrd	06/20/1977	vs. CLE	20 years, 221 days
Phil Huffman	04/10/1979	at CWS	20 years, 294 days





VARSHO DAULTON

25
OUTFIELDER

BIRTHDATE July 2, 1996
OPENING DAY AGE 26
BIRTHPLACE Marshfield, WI
RESIDENCE Chili, WI
INSTAGRAM @daultonvarsho

BATS/THROWS L/R
HEIGHT/WEIGHT 5-10/207
CONTRACT STATUS signed thru 2023
M.L. SERVICE 2.128
OPTIONS USED 1 of 3

PERSONAL:

- Daulton John Varsho.
- Married his wife, Brook, in October of 2021.
- His father, **Gary Varsho**, played eight Major League seasons (1988-1995) with the Cubs, Pirates, Reds, and Phillies... Is currently a professional scout for the Pirates...His sister, Taylor, played basketball at Colorado State University and the University of Sioux Falls...His other sister, Andie, played softball at Purdue University.
- Named after the late **Darren Daulton**, a teammate of his father with the Phillies in 1995...Middle name is John after former Phillies bench coach, **John Vukovich**.
- Is a 2014 graduate of Marshfield (WI) High School...Named Wisconsin Baseball Coaches Association First-Team All-State and Wisconsin Valley Conference Player of the Year as a senior.
- Attended the University of Wisconsin-Milwaukee (2015-2017) and slashed .335/.428/.572 with 24 homers and 124 RBI.
- Named the 2016 Horizon League Player of the Year after pacing the league in average (.381), slugging (.610), hits (88), triples (6), and total bases (141).
- As a junior in 2017, was named a Baseball America Third-Team All-American, a semifinalist for the Johnny Bench Award and a member of the Horizon League All-Academic Team...Led the Horizon League in average (.362), slugging (.643), on-base (.490), triples (6), and walks (46).

LAST SEASON:

- Hit .235 (125-for-531) with 23 doubles, three triples, 27 home runs, 74 RBI, 46 walks, and 16 stolen bases over 151 games in his third season with Arizona...Set career highs in games, doubles, triples, homers, RBI, walks, and stolen bases.
- Made 61 starts in right field, 42 in center, 18 at catcher, and 15 at DH.
- Named the D-backs' 2022 Heart and Hustle Award winner by the MLBPA on Aug. 4 and awarded the 2022 D-backs' Luis Gonzalez Award...Established in 2015, the award recognizes the player who best exemplifies the talents, spirit and heart of D-backs legend **Luis Gonzalez** both on and off the field, including baseball accomplishments, community impact and fan engagement...The award was voted on by coaches, broadcasters and staff members.
- Named a National League Gold Glove Finalist as a right fielder, eventually losing out to **Mookie Betts**.
- With **Cooper Hummel**, became the first pair of teammates with 10+ games at catcher and the outfield in a single season since the 2013 Twins (**Chris Herrmann** and **Ryan Doumit**).
- His 18 Outs Above Average were the most among MLB outfielders while his 19 defensive runs saved were tied for the most with **Michael A. Taylor**...Also tied for 6th in the NL with a career-high eight outfield assists...Also threw out 6-of-18 attempted basestealers.
- Led the NL in 1st-pitch slugging percentage (1.151) and 1st-pitch homers (10)...Blasted 15 homers post-All-Star break, tied for the eighth most in the NL.
- Of his 27 home runs, 12 were of the go-ahead variety...His seven home runs as a leadoff hitter through May were 2nd in the NL.
- Made his 1st career Opening Day roster.
- Had a career-long nine-game hitting streak from April 28-May 9 (.351 AVG, 13-for-37, 5-2B, 2HR, 5RBI)...Matched that streak later that same month with another nine-game stretch from May 17-26 (.333 AVG, 13-for-39, 3-2B, 2HR, 5RBI).
- Became the first catcher in D-backs history to hit a leadoff [homer](#) on May 24 vs. KC, taking the second pitch he saw from **Jonathan Heasley** deep to center field.
- His [homer](#) on a 101.8 mph cutter from **Camilo Doval** on July 5 vs. SF was the fastest pitch that resulted in a D-backs home run in the Statcast era (since 2015).
- Hit a career-long 451-foot [homer](#) on July 22 vs. WAS in the bottom of the 6th inning off **Jordan Weems**.
- His projected 441-foot double off the centerfield wall on Aug. 11 vs. PIT tied for the longest non-home run hit in the Statcast era (also: **Carson Kelly** double on May 10, 2021 vs. MIA).
- Left the game on Aug. 14 at COL after being hit with an errant throw between innings.
- Recorded his 1st career multi-homer game on Sept. 7 at SD with both shots coming off **Yu Darvish**...Became just the 5th player with a multi-homer game vs. Darvish, and the first since **Jay Bruce** on June 7, 2017.
- Homered in three straight games from Sept. 7-9, including his 1st career [grand slam](#) on Sept. 9 at COL off reliever **Austin Gombor** in the top of the 5th inning.
- His nine home runs in September were tied with **Pete Alonso** for the most in the NL and tied for the 2nd most in club history (**J.D. Martinez** - 16 in 2017; **Steve Finley** - 9 in 1999).

BIOGRAPHIES

LAST SEASON

HISTORY

RECORDS

OPPONENTS

PLAYER DEV.

MEDIA & MISC.



Bold – career high; Red – league high

Year	Club and League	AVG	G	AB	R	H	2B	3B	HR	RBI	BB	IBB	SO	SB	CS	OBP	SLG	OPS	SH	SF	HBP
2017	Hillsboro (NORW)	.311	50	193	36	60	16	3	7	39	17	0	30	7	2	.368	.534	.902	0	1	1
2018	Diamondbacks (ARIZ)	.500	3	12	4	6	2	1	1	1	0	0	1	0	0	.500	1.083	1.583	0	0	0
	Visalia (CALL)	.286	80	304	44	87	11	3	11	44	30	1	71	19	3	.363	.451	.814	0	1	7
2019	Jackson (SOUL)	.301	108	396	85	119	25	4	18	58	42	1	63	21	5	.378	.520	.898	0	4	10
2020	ARIZONA (NL)	.188	37	101	16	19	5	2	3	9	12	0	33	3	1	.287	.366	.653	0	0	2
2021	ARIZONA (NL)	.246	95	284	41	70	17	2	11	38	30	3	67	6	0	.318	.437	.755	1	0	0
	Reno (AAAW)	.313	18	80	18	25	6	1	9	25	7	0	16	2	0	.368	.750	1.118	0	0	0
2022	ARIZONA (NL)	.235	151	531	79	125	23	3	27	74	46	0	145	16	6	.302	.443	.745	2	5	7
Minor Totals		.302	259	985	187	297	60	12	46	167	96	2	181	49	10	.372	.527	.899	0	6	18
MAJOR TOTALS		.234	283	916	136	214	45	7	41	121	88	3	245	25	7	.306	.432	.738	3	5	9

HOME RUN BREAKDOWN

Total	H	A	ONE GAME				GS	LO	XN	IP	PH	RHP	LHP
			2	3	4								
41	14	27	1	0	0		1	1	1	0	1	37	4

TRANSACTIONS

- Selected by the Arizona Diamondbacks in the 2nd round of the 2017 First-Year Player Draft
- Traded to the Toronto Blue Jays in exchange for C Gabriel Moreno and OF Lourdes Gurriel Jr. on December 23, 2022

GAME HIGHS

ML Debut	July 30, 2020 vs. LAD	Stolen Bases	2 – Sept. 13, 2020 vs. SEA
Runs	3 – 2x, last: July 22, 2022 vs. WAS	Last ML Home Run	Sept. 27, 2022 at HOU
Hits	3 – 8x, last: Aug. 30, 2022 vs. PHI	Longest Hitting Streak	9G – 2x, last: May 17 (1)-26, 2022
Home Runs	2 – Sept. 7, 2022 at SD	Longest On-Base Streak	13G – July 17-Aug. 3, 2021
RBI	4 – 3x, last: Sept. 9, 2022 at COL	Longest Hitless Streak	20AB – May 15-June 25, 2021

MILESTONES

Category	Date	Opponent	Pitcher	Notes
Hit	1 Aug. 9, 2020	at San Diego	Hill	Double
Home Run	1 Sept. 5, 2020	at San Francisco	Gott	1R
Multi-HR Game (1)	1 Sept. 7, 2022	at San Diego	Darvish x2	1R, 1R
Grand Slam HR (1)	1 Sept. 9, 2022	at Colorado	Gomber	5th inning
Leadoff HR (1)	1 May 24, 2022	Kansas City	Heasley	—
Walk-off HR	1 Aug. 13, 2021	San Diego	Stammen	1R, 9th inning
Extra-Inning HR	1 Sept. 18, 2021	at Houston	Garcia	2R, 10th inning
Pinch-hit HR	1 July 2, 2022	at Colorado	Chacin	2R, 9th inning
RBI	1 Sept. 4, 2020	at San Francisco	Anderson	2R Single
Stolen Base	1 Aug. 26, 2020	Colorado	Hoffman	2nd base
			C-Butera	

PROFESSIONAL CAREER:**MINORS:**

- Named to Arizona's MiLB.com Organization All-Star team each season from 2017-2019.
- In 2017, spent his 1st professional season with Class-A (short) Hillsboro, batting .311 (60-for-193) with 16 doubles, three triples, seven homers, and 39 RBI for a .902 OPS...Named a Northwest League Mid-Season All-Star, Baseball America Short-Season All-Star, and a Northwest League Post-Season All-Star.
- Spent the 2018 campaign with Advanced-A Visalia, with a short rehab stint with Arizona's Rookie-ball team...Combined to hit .294 (93-for-316) over 83 games with 13 doubles, four triples, 12 homers, and 45 RBI (.842 OPS)...Named a California League Mid-Season All-Star.
- Hit .262 (17-for-65) with nine RBI in 18 games with Salt River in the 2018 Arizona Fall League and participated in the Fall Stars Game...Named to the Top Prospect Team following the season.
- Spent the 2019 season with Double-A Jackson, slashing .301/.378/.520 with 25 doubles, four triples, 18 homers, 58 RBI, 21 stolen bases, and 85 runs scored in 108 games...Named Southern League Player of the Month for August after batting .391 with seven doubles, two triples, six homers, 17 RBI, eight walks, and 26 runs scored in 24 games...Also named SL Player of the Week for Aug. 5-11, 2019 (.421, 2 HR, 5 RBI).
- Ranked 1st among Southern League leaders in 2019 in runs (85), slugging percentage (.520), and OPS (.898) while finishing 3rd in average (.301), 4th in OBP (.378), T-5th in home runs (18), T-6th in hits (119), T-6th in doubles (25), and T-9th in stolen bases (21).
- Named the 2019 Most Valuable Player of the Southern League Championship Series after batting .300 (6-for-20) with three doubles, three RBI, and four runs scored in five games.
- Named D-backs Minor League Player of the Year following the 2019 campaign, the 1st catcher in franchise history to win the award.
- Was selected to represent Team USA at the WBSC Premiere 12 Tournament in Tokyo following the 2019 season...Sprained his ankle sliding into second on a double in the first game of the Super Round and missed the remainder of the tournament.



2020:

- Appeared in 37 games in his 1st Major League season, hitting .188 with five doubles, two triples, three homers, and nine RBI.
- Selected from the Alternate Training Site on July 30 and made his **MLB debut** that day vs. LAD (pinch-hit walk).
- Became the 2nd D-back to start a game at catcher and centerfield in the same season (also: **Chris Herrmann** in 2016).
- Collected his 1st career MLB [hit](#) on Aug. 9, 2020 at SD, a double off **Tim Hill**...His father, **Gary Varsho**, also recorded his 1st hit in San Diego on July 9, 1988 as a member of the Cubs.
- Launched his 1st career Major League [home run](#) on Sept. 5, 2020 at SF off **Trevor Gott**, becoming the 1st visiting player to hit his 1st MLB home run directly into McCovey Cove.

2021:

- Hit .246 (70-for-284) with 17 doubles, two triples, 11 home runs, and 38 RBI in 95 games over two stints with Arizona.
- Appeared in 41 games (37 starts) at catcher, 30 games (21 starts) in centerfield, 12 games (nine starts) in right, and 12 games (six starts) in left.
- Was the first player to appear in 40+ games at both catcher and an outfielder since **Evan Gattis** for the Braves in 2013.
- Threw out 31.8 pct. (7-of-22) of attempted basestealers.
- Homered in three straight games from July 21-24 and then again from Aug. 21-24.
- Hit his 1st career walk-off [home run](#) on Aug. 13, 2021 vs. SD, a solo shot off **Craig Stammen** in the 9th inning.
- Caught rookie **Tyler Gilbert's** [no-hitter](#) on Aug. 14, 2021 vs. SD.

Career-Highs - Statcast

	Speed/Distance	Date
Hardest Hit Ball:	110.9 MPH	Aug. 11, 2021 at SF
Farthest Hit Ball:	451 ft	July 22, 2022 vs. WAS
Top Sprint Speed:	30.1 ft/s	June 25, 2021 at SD





WHITE MITCH

45

PITCHER

BIRTHDATE December 28, 1994
 OPENING DAY AGE 28
 BIRTHPLACE San Jose, CA
 RESIDENCE San Jose, CA
 INSTAGRAM @mitchell.white13

BATS/THROWS R/R
 HEIGHT/WEIGHT 6-3/210
 CONTRACT STATUS signed thru 2023
 M.L. SERVICE 1.087
 OPTIONS USED 3 of 3

PERSONAL:

- Mitchell White.
- Attended Santa Clara University (2015-2016), where he earned All-West Coast Conference Freshman team honours and posted a 3.72 ERA with 118 strikeouts against 27 walks in 92.0 innings his sophomore season.
- Attended Bellarmine College Prep in San Jose and posted a 1.09 ERA his junior season before missing his senior season with Tommy John surgery.

LAST SEASON:

- Acquired by the Blue Jays at the trade deadline (Aug. 2) from the Dodgers along with **Alex De Jesus** in exchange for **Moises Brito** and **Nick Frasso**.
- Went 0-6 with a 5.31 ERA (47 ER/79.2 IP) across 18 starts...Made seven relief appearances, keeping a 1-1 record and a 6.05 ERA (13 ER/19.1 IP).
- Recorded his first win of the season on May 17 vs. ARI, his first victory since Aug. 18, 2021 vs. PIT...Tossed 1.1 innings of one-run ball with three strikeouts and a walk.
- Shouldered the loss on June 1 vs. PIT, giving up three runs on four hits and a pair of walks over 5.0 frames while **striking** out a career-high seven batters (6K, 3x).
- Took a no-decision on July 6 vs. COL after allowing 1R/0ER over 5.2 innings (H, 4BB, 6K)...Threw a career-high 102 pitches (63 strikes), surpassing the century mark for the 1st time in his Major League career.
- Tossed 6.0 innings of two-run ball on July 26 vs. WAS...Marked his 1st career quality start.
- Made his Blue Jays debut on Aug. 6 at MIN...Took the loss that day, giving up three runs on six hits and a walk over 4.2 frames with a pair of punchouts.
- Gave up one run over 4.2 innings on Aug. 13 vs. CLE, scattering three singles with a trio of walks and a trio of strikeouts... Was his 1st career appearance at Rogers Centre...Struck out **Luke Maile** looking in the 2nd inning for his 50th **punchout** of the season, setting a new career high (49K in 2021).
- Tossed 6.0 innings of relief on Sept. 13 vs. TB (1), allowing three runs on seven hits, striking out two batters without a walk...The 6.0 innings of work tied his season high, and marked the 2nd-longest relief outing of his career (7.1 IP on Aug. 18, 2021 vs. PIT).

Bold - career high; Red - league high

Year	Club & League	W-L	ERA	G	GS	CG	SHO	SV	IP	H	R	ER	HR	HB	BB	IBB	SO	WP	BK	AVG
2016	Dodgers (ARIZ)	0-0	0.00	2	2	0	0	0	4.0	3	0	0	0	0	0	0	8	0	0	.200
	Great Lakes (MIDW)	0-0	0.00	8	4	0	0	0	16.0	3	1	0	0	0	6	0	20	0	0	.058
	Rancho Cucamonga (CALL)	1-0	0.00	1	0	0	0	0	2.0	1	0	0	0	0	0	0	2	0	0	.167
2017	Dodgers (ARIZ)	0-0	0.00	3	3	0	0	0	7.0	2	1	0	0	0	2	0	8	0	0	.091
	Rancho Cucamonga (CALL)	2-1	3.72	9	9	0	0	0	38.2	26	23	16	0	3	16	0	49	3	0	.187
	Tulsa (TL)	1-1	2.57	7	7	0	0	0	28.0	17	8	8	2	2	13	0	31	4	0	.168
2018	Tulsa (TL)	6-7	4.53	22	22	0	0	0	105.1	114	63	53	12	4	34	0	88	7	1	.273
2019	Tulsa (TL)	1-0	2.10	7	7	0	0	0	30.0	18	8	7	3	1	7	0	37	2	0	.165
	Oklahoma City (PCL)	3-6	6.50	16	13	0	0	0	63.2	73	47	46	13	1	24	0	68	3	0	.293
2020	LOS ANGELES (NL)	1-0	0.00	2	0	0	0	0	3.0	1	0	0	0	0	1	0	2	0	0	.100
2021	LOS ANGELES (NL)	1-3	3.66	21	4	0	0	0	46.2	38	28	19	6	0	17	1	49	3	0	.215
	Rancho Cucamonga (LAW)	2-0	1.54	2	2	0	0	0	11.2	7	2	2	1	0	1	0	14	2	0	.175
	Oklahoma City (AAAW)	1-0	1.69	10	7	0	0	0	32.0	28	9	6	1	0	12	0	39	2	1	.228
2022	Oklahoma City (PCL)	2-0	0.00	2	2	0	0	0	11.2	3	0	0	0	1	2	0	10	0	0	.081
	Buffalo (IL)	0-0	14.40	1	1	0	0	0	5.0	9	8	8	2	0	1	0	5	1	0	.409
	LOS ANGELES (NL)	1-2	3.70	15	10	0	0	0	56.0	51	25	23	6	2	19	0	47	4	0	.237
	TORONTO (AL)	0-5	7.74	10	8	0	0	0	43.0	59	37	37	3	1	16	0	31	1	0	.321
	2 TEAMS	1-7	5.45	25	18	0	0	0	99.0	110	62	60	9	3	35	0	78	5	0	.276
	Minor Totals	19-15	3.70	90	79	0	0	0	355.0	304	170	146	34	12	118	0	379	24	2	.228
	MAJOR TOTALS	3-10	4.78	48	22	0	0	0	148.2	149	90	79	15	3	53	1	129	8	0	.254

TRANSACTIONS

- Selected by the Los Angeles Dodgers in the 2nd round of the 2016 First-Year Player Draft
- Traded to the Toronto Blue Jays along with INF Alex De Jesus in exchange for RHP Nick Frasso and LHP Moises Brito on August 2, 2022



GAME HIGHS

ML Debut	Aug. 28, 2020 at TEX	ER Allowed	7 – Aug. 26, 2022 vs. LAA
Innings Pitched:		HR Allowed	2 – July 12, 2022 at STL
Starter	6.0 – July 26, 2022 vs. WAS	Low Hit CG	None
Reliever	7.1 – Aug. 18, 2021 vs. PIT	Last Win	May 17, 2022 vs. ARI
Walks:		Last Save	None
Starter	4 – July 6, 2022 vs. COL	Last CG	None
Reliever	2 – 3x, last: Aug. 18, 2021 vs. PIT	Last ShO	None
Strikeouts:		Last Start	Sept. 28, 2022 vs. NYY
Starter	7 – June 1, 2022 vs. PIT	Last Relief App.	Oct. 5, 2022 at BAL (1)
Reliever	6 – Aug. 18, 2021 vs. PIT	Longest Win Streak	1G – 3x, last: May 17, 2022 vs. ARI
Hits Allowed	10 – July 12, 2022 at STL	Longest Losing Streak	7G – June 1, 2022-current
		Scoreless Innings Streak	8.0 – Aug. 28, 2020-May 4, 2021

MILESTONES

Category	Date	Opponent	Notes
Start	1 July 31, 2021	at Arizona	ND - 3.2 IP, 2H, 2ER, 1HR, 1BB, 5K
Win	1 Sept. 18, 2020	at Colorado	as a reliever - 2.0 IP, 0H, 0ER, 0BB, 1K

PROFESSIONAL CAREER:

MINORS:

- In his 1st professional season in 2016, posted a 1-0 record with a 0.00 ERA (22.0 IP) in 11 games (six starts) with Advanced-A Rancho Cucamonga, Class-A Great Lakes, and Rookie-level AZL Dodgers...Struck out 30 batters against six walks across the three different levels.
- In 2017, went 3-2 with a 2.93 ERA (24 ER/73.2 IP) in 19 starts with Double-A Tulsa, Single-A Rancho Cucamonga, and Rookie-level AZL Dodgers...Named California League Pitcher of the Week with Rancho Cucamonga on April 16 after tossing 9.0 scoreless innings across two starts while allowing only one hit and striking out 11...Combined with **Alex Hermeling** to throw the 1st no-hitter in Rancho Cucamonga Quakes' 25-year franchise history on April 7, 2017.
- Spent the entire 2018 season with Double-A Tulsa and led the team with six wins, 22 starts, 105.1 innings pitched, and 88 strikeouts...Finished the season tied for 5th in games started and tied for 10th in wins in the Texas League.
- Started the 2019 campaign with Double-A Tulsa, posting a 1-0 record with a 2.10 ERA (7 ER/30.0 IP) in seven starts with the Drillers...Struck out 37 batters against seven walks while posting a 0.83 WHIP and a .165 opponents' batting average... As a member of the Drillers, he tossed the first four innings of a 10-inning combined no-hitter at Arkansas on April 14... Entered the season rated as the Dodgers' No. 9 prospect and 5th-best pitcher by Baseball America.

2020:

- Made his **MLB debut** on Aug. 28 at TEX, allowing two baserunners (via walk and hit) and striking out one (**Shin-Soo Choo**) for his 1st career K to close out the Dodgers' 6-2 win.
- Awarded his 1st big-league win in his 2nd outing on Sept. 18, striking out one in 2.0 scoreless innings in the Dodgers' 15-6 win over the Rockies at Coors Field.

2021:

- Split his season between Triple-A Oklahoma City and the Majors, pitching in 10 games and 21 games respectively...With the Dodgers, went 1-3 with a 3.66 ERA (19 ER/46.2 IP) and 49 strikeouts...Registered a 9.45 SO/9.
- Started his 1st Major League game on July 28 at ARI, tossing 3.2 innings of two-run ball with five strikeouts.
- Struck out a then career-high six batters in a career-high 7.1 innings on Aug. 18 vs. PIT, not factoring in the decision... Matched his those strikeouts twice later in the season: Aug. 29 vs. COL and Sept. 8 at STL.
- Excelled at Dodger Stadium, keeping hitters to a .147 average in 21.0 innings across 10 games.
- Earned a 10.92 SO/9 mark in the minors...Kept Minor League hitters to a .215/.273/.313 slashline over 14 games.
- With Oklahoma City, went 1-0 over 10 games (seven starts) with a 1.69 ERA (6 ER/32.0 IP)...Struck out 39 batters and walked just 12.

Statcast Data

	2022	Career
Strikeout %:	17.7	19.9
Walk %:	8.0	8.0
Hard Hit %:	34.0	34.6
Fastest Pitch:	97.5 MPH	June 1, 2021 vs. STL



ZULUETA YOSVER

60
PITCHER

BIRTHDATE January 23, 1998
 OPENING DAY AGE 25
 BIRTHPLACE Remedios, Cuba
 RESIDENCE Tampa, FL
 INSTAGRAM @yosverzulueta23

BATS/THROWS R/R
 HEIGHT/WEIGHT 6-1/190
 CONTRACT STATUS signed thru 2023
 M.L. SERVICE 0.000
 OPTIONS USED 0 of 3

PERSONAL:

- Yosver Jose Zulueta...Pronounced YOZH-ver zoo-loo-etta.
- Played for the Cuban national junior team and came to Canada as part of a tour of games vs. the Can-Am League in 2016.
- Signed by the Blue Jays as an international free agent on June 11, 2019.
- Listed as Toronto's 3rd-best prospect after the 2022 season by Baseball America and 5th by MLB.com.

LAST SEASON:

- Pitched at four different Minor League levels, appearing in games for Single-A Dunedin, High-A Vancouver, Double-A New Hampshire, and Triple-A Buffalo...Combined to go 2-5 with a 3.72 ERA (23 ER/55.2 IP) over 21 games (12 starts) while striking out 84 batters and holding hitters to a .199 average.
- Pitched in the 2022 Futures Game...Was called upon with two on and two out in the 2nd and induced an inning-ending groundout on a single pitch (96.9 MPH fastball).
- Added to the 40-man roster after the season to protect him from the Rule 5 Draft.

Bold – career high; Red – league high

Year	Club & League	W-L	ERA	G	GS	CG	SHO	SV	IP	H	R	ER	HR	HB	BB	IBB	SO	WP	BK	AVG
2019									Did not play due to injury											
2021	Dunedin (A)	0-0	---	1	1	0	0	0	0.0	0	0	0	0	0	0	0	0	0	0	.000
2022	Dunedin (A)	0-0	3.00	3	3	0	0	0	12.0	9	5	4	0	4	3	0	23	1	4	.205
	Vancouver (A+)	1-3	3.80	6	6	0	0	0	23.2	18	15	10	1	3	11	0	31	3	0	.209
	New Hampshire (AA)	1-1	4.11	9	2	0	0	0	15.1	10	8	7	1	3	14	0	25	4	1	.179
	Buffalo (AAA)	0-1	3.86	3	1	0	0	0	4.2	3	3	2	0	1	4	0	5	0	1	.200
	Minor Totals	2-5	3.72	22	13	0	0	0	55.2	40	31	23	2	11	32	0	84	8	6	.198

TRANSACTIONS

- Signed by the Toronto Blue Jays on June 11, 2019

PROFESSIONAL CAREER:

MINORS:

- Signed with Toronto in June of 2019 but was unable to play due to an elbow injury.
- Underwent Tommy John surgery on his right elbow in September.
- Spent the 2020 season recovering from Tommy John surgery which he had the previous September.
- Rehabbed at the team's facility in Dunedin, FL.
- Appeared in two Major League Spring Training games in 2021, giving up two runs on one hit over 2.0 innings with a pair of walks and a pair of strikeouts.
- Threw just three pitches for Single-A Dunedin before suffering a season-ending knee injury while covering first base.

YOUNGEST POSITION PLAYERS TO APPEAR ON OPENING DAY FOR TORONTO

PLAYER	DATE	OPPONENT	AGE
Ted Wilborn	04/05/1979	KC	20 years, 110 days
Alex Gonzalez	04/04/1994	CWS	20 years, 361 days
Travis Snider	04/06/2009	DET	21 years, 63 days
Sil Campusano	04/04/1988	KC	21 years, 95 days
Vladimir Guerrero Jr.	07/24/2020	TB	21 years, 130 days
Lloyd Moseby	04/09/1981	DET	21 years, 155 days



2023 TORONTO BLUE JAYS 40-MAN ROSTER

*As of March 1, 2023

MANAGER: John Schneider (14)

COACHES: Mark Budzinski (53), David Howell (85), Dave Hudgens (19), Gil Kim (22), Don Mattingly (23), Guillermo Martinez (18), Hunter Mense (69), Luis Rivera (20), Pete Walker (41), Jeff Ware (21), Adam Yudeiman (86)

#	PITCHERS (22)	B-T	Ht	Wt	Birthdate	Birthplace	2022 Clubs	W-L	ERA	G	GS	CG	SV	IP	H	R	ER	BB	SO	MLS
52	BASS, Anthony	R/R	6-2	205	01/11/1987	Dearborn, MI	MIAMI	2-3	1.41	45	0	0	0	44.2	32	10	7	10	45	8,010
40	BASSITT, Chris	R/R	6-5	217	22/02/1989	Toledo, OH	NEW YORK (NL)	2-0	1.75	28	0	0	0	25.2	19	5	5	10	28	6,130
17	BERROS, Jesse	R/R	6-0	205	27/05/1994	Bayamon, Puerto Rico	TORONTO	15-9	3.42	30	30	0	0	181.2	159	71	69	49	167	6,130
80	CHIBER, Adam	R/R	6-3	195	15/08/1990	Portland, OR	TORONTO	12-7	5.23	32	32	0	0	172.0	199	103	100	45	149	6,044
60	DANNER, Hagen	R/R	6-1	215	30/09/1998	Newport Beach, CA	NEW HAMPSHIRE (AA)	10-6	2.80	77	0	0	4	70.2	66	28	22	13	58	4,156
		R/R	6-1	230	18/08/1990	Moca, Dominican Republic	BUFFALO (AAA)	0-0	4.91	4	0	0	2	3.2	3	2	2	3	1	
93	GARCIA, Yimi	R/R	6-1	230	18/08/1990	Moca, Dominican Republic	TORONTO	2-2	2.34	41	0	0	12	42.1	30	13	11	16	46	7,149
34	GAUSMAN, Kevin	L/R	6-2	205	06/01/1991	Centennial, CO	TORONTO	4-5	3.10	61	0	0	1	61.0	48	26	21	16	58	8,151
37	GREEN, Chad	L/R	6-3	215	24/05/1991	Greenville, SC	NEW YORK (AL)	12-10	3.35	31	31	0	0	174.2	188	72	65	28	205	6,050
31	HATCH, Thomas	R/R	6-1	195	29/09/1994	Tulsa, OK	TORONTO	1-1	3.00	14	0	0	1	15.0	13	6	5	5	16	1,125
		R/R	6-1	195	29/09/1994	Tulsa, OK	TORONTO	0-1	19.29	1	1	0	0	4.2	12	10	10	2	4	1,125
6	KIKUCHI, Yusel	L/L	6-0	210	17/06/1991	Morioka, Japan	BUFFALO (AAA)	8-7	4.67	28	22	0	0	131.0	127	73	68	38	113	4,000
16	MANOAH, Alek	R/R	6-6	285	09/01/1998	Homestead, FL	TORONTO	6-7	5.19	32	20	0	1	100.2	93	67	58	58	124	4,000
58	MAYZA, Tim	L/L	6-3	215	15/01/1992	Allentown, PA	TORONTO	16-7	2.24	31	31	0	0	196.2	144	55	49	51	180	1,130
24	PEARSON, Nate	R/R	6-6	265	20/08/1996	Odessa, FL	BUFFALO (AAA)	8-1	3.14	63	0	0	2	48.2	42	19	17	12	44	3,156
56	POP, Zach	R/R	6-4	220	20/09/1996	Brampton, ON, Canada	MIAMI	2-1	3.65	11	0	0	0	12.2	7	5	5	7	18	2,061
		R/R	6-4	220	20/09/1996	Brampton, ON, Canada	TORONTO	2-0	3.80	18	0	0	0	20.0	23	9	8	2	14	1,094
		R/R	6-4	220	20/09/1996	Brampton, ON, Canada	JACKSONVILLE (AAA)	2-0	1.89	17	0	0	0	24.1	18	4	4	2	11	
		R/R	6-4	220	20/09/1996	Brampton, ON, Canada	BUFFALO (AAA)	0-1	2.22	19	0	0	0	19.1	28	8	6	8	20	
		R/R	6-2	205	15/05/1993	Avison, IL	TORONTO	0-0	4.91	4	0	0	0	3.2	3	3	2	4	5	4,084
33	RICHARDS, Trevor	R/R	6-2	205	15/05/1993	Avison, IL	TORONTO	3-2	5.34	62	4	0	0	64.0	57	41	38	35	82	3,051
68	ROMANO, Jordan	R/R	6-5	210	21/04/1993	Markham, ON, Canada	TORONTO	5-4	2.11	63	0	0	36	64.0	44	18	15	21	73	3,051
99	RYU, Hyun Jin	R/L	6-3	250	25/03/1987	Incheon, South Korea	TORONTO	2-0	5.67	6	6	0	0	27.0	32	17	17	4	16	10,000
50	SWANSON, Erik	R/R	6-3	225	04/09/1993	Fargo, ND	PITTSBURGH	3-2	1.68	57	1	0	0	53.2	39	11	10	10	70	3,096
46	THOMPSON, Zach	R/R	6-7	250	23/10/1993	Burleson, TX	TORONTO	3-10	5.18	29	22	0	0	121.2	138	76	70	46	90	1,121
57	THORNTON, Trent	R/R	6-0	190	30/09/1993	Charlotte, NC	TORONTO	0-2	4.11	32	0	0	0	46.0	20	11	9	12	37	3,073
		R/R	6-3	210	28/12/1994	San Jose, CA	LOS ANGELES (NL)	2-2	2.89	21	0	0	3	28.0	26	11	9	12	30	1,087
45	WHITE, Mitch	R/R	6-3	210	28/12/1994	San Jose, CA	LOS ANGELES (NL)	1-2	3.70	15	10	0	0	49.0	51	25	23	19	47	1,087
		R/R	6-3	210	28/12/1994	San Jose, CA	TORONTO	0-5	7.74	10	8	0	0	43.0	59	37	37	16	31	
		R/R	6-3	210	28/12/1994	San Jose, CA	OKLAHOMA CITY (AAA)	0-0	0.00	2	2	0	0	11.2	3	0	0	2	10	
		R/R	6-1	190	23/01/1998	Remedios, Cuba	BUFFALO (AAA)	0-0	14.40	1	1	0	0	4.0	9	8	8	1	5	
60	ZULUETA, Yosver	R/R	6-1	190	23/01/1998	Remedios, Cuba	BUFFALO (AAA)	0-1	3.86	3	1	0	0	4.2	3	3	2	4	5	
		R/R	6-1	190	23/01/1998	Remedios, Cuba	NEW HAMPSHIRE (AA)	1-1	4.11	9	2	0	0	15.1	10	8	7	14	25	
		R/R	6-1	190	23/01/1998	Remedios, Cuba	VANCOUVER (A+)	1-3	3.80	6	6	0	0	23.2	18	15	10	11	31	
		R/R	6-1	190	23/01/1998	Remedios, Cuba	DUNEDIN (A)	0-0	3.00	3	3	0	0	12.0	9	5	4	3	23	





#	CATCHERS (2)	B-T	HT	WT	Birthdate	Birthplace	2022 Clubs	AVG	G	AB	R	H	2B	3B	HR	RBI	BB	SO	SB	MLS
9	JANSEN, Danny	R/R	6-2	215	15/04/95	Elmhurst, IL	TORONTO	.260	72	215	34	56	10	0	15	44	25	44	1	4,060
30	KIRK, Alejandro	R/R	5-8	245	06/11/98	Tijuana, Mexico	TORONTO	.285	139	470	59	134	19	0	14	63	63	58	0	2,047

#	INFELDERS (10)	B-T	HT	WT	Birthdate	Birthplace	2022 Clubs	AVG	G	AB	R	H	2B	3B	HR	RBI	BB	SO	SB	MLS
44	BARGER, Addison	L/R	6-0	210	12/11/1999	Bellevue, WA	BUFFALO (AAA) NEW HAMPSHIRE (AA) VANCOUVER (A+)	.355	8	31	8	11	1	0	3	9	5	5	0	
13	BELT, Brandon	L/L	6-3	230	20/04/1988	Nacogdoches, TX	TORONTO	.313	47	176	26	55	11	0	9	29	18	50	2	
8	BIGGETT, Bo	R/R	6-0	190	05/03/1998	Orlando, FL	SAN FRANCISCO	.213	78	254	25	54	9	1	8	23	37	81	0	11,128
26	CHAPMAN, Matt	R/R	6-2	200	11/04/1995	Houston, TX	TORONTO	.290	159	652	91	189	43	1	24	93	41	155	13	3,063
5	ESPINAL, Santiago	R/R	5-10	185	28/04/1993	Victorville, CA	TORONTO	.202	97	257	43	52	18	1	6	24	38	85	2	3,129
27	GUERRERO, JR., Vladimir	R/R	6-2	245	13/11/1994	Santiago, Dominican Republic	TORONTO	.229	155	538	83	123	27	1	27	76	68	170	2	5,109
48	HORWITZ, Spencer	L/R	6-0	190	16/03/99	Montreal, QC, Canada	TORONTO	.267	135	449	51	120	25	0	7	51	38	68	6	2,149
49	JIMENEZ, Leo	R/R	5-11	215	17/05/2001	Chitre, Panama	BUFFALO (AAA) NEW HAMPSHIRE (AA)	.274	160	638	90	175	35	0	32	97	58	116	8	3,157
2	MARTINEZ, Orelvis	R/R	6-1	200	19/11/2001	Santo Domingo, Dominican Republic	BUFFALO (AAA) VANCOUVER (A+) NEW HAMPSHIRE (AA)	.246	44	171	31	42	14	0	2	12	30	41	4	
		R/R	5-11	215	17/05/2001	Chitre, Panama	NEW HAMPSHIRE (AA)	.297	70	232	46	69	19	1	10	39	43	54	3	
		R/R	6-1	200	19/11/2001	Santo Domingo, Dominican Republic	NEW HAMPSHIRE (AA)	.230	69	244	45	56	14	3	6	40	27	58	7	
		R/R	6-1	200	19/11/2001	Santo Domingo, Dominican Republic	NEW HAMPSHIRE (AA)	.203	118	433	57	88	15	0	30	76	40	140	6	

#	OUTFIELDERS (6)	B-T	HT	WT	Birthdate	Birthplace	2022 Clubs	AVG	G	AB	R	H	2B	3B	HR	RBI	BB	SO	SB	MLS
39	KIERMAIER, Kevin	L/R	6-1	210	22/04/1990	Fort Wayne, IN	TAMPA BAY	.228	63	206	28	47	8	0	7	22	14	61	6	8,131
51	LOPEZ, Oth	R/R	5-10	185	07/10/1998	Santo Domingo, Dominican Republic	TORONTO	.067	8	9	0	6	0	0	0	3	1	1	0	0,045
38	LUKES, Nathan	L/R	5-11	180	12/07/1994	Portland, OR	BUFFALO (AAA)	.297	91	340	53	101	19	6	3	34	41	61	14	
15	MERRIFIELD, Whit	R/R	6-1	195	24/01/1989	Florence, SC	BUFFALO (AAA) KANSAS CITY TORONTO	.285	111	428	62	122	25	1	11	61	47	89	20	6,101
4	SPRINGER, George	R/R	6-3	220	19/09/1989	New Britain, CT	TORONTO	.281	44	121	19	34	5	0	6	42	30	61	15	
25	VARSHO, Deaton	L/R	5-10	207	02/07/1996	Marshfield, WI	TORONTO ARIZONA	.267	133	513	89	137	22	4	25	76	54	100	14	8,166
		L/R	5-10	207	02/07/1996	Marshfield, WI	ARIZONA	.235	151	531	79	125	23	3	27	74	46	145	16	2,128

NON-ROSTER PLAYERS

#	PITCHERS (17)	B-T	HT	WT	Birthdate	Birthplace	2022 Clubs	W-L	ERA	G	GS	CG	SV	IP	H	R	ER	BB	SO	MLS
66	BARD, Luke	RR	6-3	200	13/11/1990	Charlotte, NC	Tampa Bay	1-1	1.93	8	0	0	0	14.0	7	3	3	7	0	2,068
83	BURNETTE, Jimmy	L/L	6-2	205	19/10/1998	Chicago, IL	New York (AL)	0-0	0.00	13	0	0	4	19.0	12	10	8	21	36	
79	ESERT, Brandon	L/L	6-2	205	19/01/1998	Portland, OR	New Hampshire (AA)	4-5	4.58	28	0	0	4	37.1	27	25	19	11	58	
35	FERNANDEZ, Julian	RR	6-6	230	05/12/1995	Boca Chica, Dominican Republic	Buffalo (AAA)	2-5	4.30	46	5	0	1	60.2	54	29	23	32	77	2,034
63	FERNANDEZ, Junior	RR	6-3	215	02/03/1997	Santo Domingo Centro, Dominican Republic	Albuquerque (AAA)	1-3	6.63	58	0	0	1	57.0	54	46	42	35	66	1,163
							Indianapolis (AAA)	1-0	2.25	6	0	0	0	36.1	47	24	22	17	43	
							St. Louis	0-0	2.93	13	0	0	0	15.1	17	6	5	4	12	
							Pittsburgh	0-0	0.00	3	0	0	0	3.1	1	0	0	0	4	
73	FRANCIS, Bowden	RR	6-5	220	22/04/1996	Tallahassee, FL	Buffalo (AAA)	5-10	6.59	37	23	0	0	98.1	108	77	72	43	110	0,007
							Toronto	0-0	0.00	1	0	0	0	0.2	1	0	0	0	1	
43	FRY, Paul	L/L	6-0	205	26/07/1992	Pontiac, MI	Reno (AAA)	1-0	4.40	29	0	0	0	28.2	27	15	14	15	28	3,114
							Baltimore	0-0	6.00	12	0	0	0	12.0	9	8	7	12	7	
							Arizona	0-0	9.00	1	0	0	0	1.0	2	1	1	2	2	
							Buffalo (AAA)	3-0	4.96	31	0	0	7	32.2	25	22	18	26	44	
80	HERNANDEZ, Adrian	RR	5-8	190	22/01/2000	Escuinapa de Hidalgo, Mexico	New Hampshire (AA)	1-0	2.25	3	0	0	1	4.0	2	1	1	3	6	
36	HUTCHINSON, Drew	L/R	6-3	215	22/08/1990	Lakeland, FL	Toledo (AAA)	1-1	3.95	6	3	0	0	13.2	11	6	6	3	19	5,097
							Detroit	3-9	4.53	28	18	0	0	105.1	114	58	53	42	68	
64	JACKSON, Jay	RR	6-1	195	27/10/1987	Greenville, SC	Gwinnett (AAA)	2-0	2.29	19	0	0	1	19.2	18	5	5	4	25	1,105
							Atlanta	0-0	4.50	2	1	0	0	2.0	1	2	1	0	1	
76	JUENGER, Hayden	RR	6-0	180	09/08/2000	O'Fallon, IL	Buffalo (AAA)	3-2	3.31	18	2	0	2	32.2	23	12	12	16	33	
							New Hampshire (AA)	0-5	4.02	20	17	0	0	56.0	40	25	25	21	67	
62	LAWRENCE, Casey	RR	6-0	180	28/10/1987	McSherrystown, PA	Buffalo (AAA)	9-5	2.79	23	23	0	0	128.0	41	39	18	17	106	1,016
							Toronto	0-1	7.50	6	0	0	0	18.0	15	15	5	4	11	
54	PEACOCK, Matt	RR	6-1	185	27/02/1994	Saraland, AL	Buffalo (AAA)	1-2	4.02	14	0	0	0	13.2	17	9	7	4	15	1,018
							Omaha (AAA)	0-1	4.90	8	0	0	0	10.0	13	7	5	3	8	
							Reno (AAA)	1-1	9.00	3	0	0	0	4.0	7	4	4	0	2	
							Northwest Arkansas (AA)	0-1	9.00	1	0	0	0	1.0	3	2	1	1	0	
							Kansas City	0-0	4.91	7	0	0	0	7.1	9	4	4	2	0	
							Arizona	0-0	6.75	2	0	0	0	2.2	3	2	1	2	2	
81	REES, Jackson	RR	6-4	210	30/07/1994	Aliso Viejo, CA	Buffalo (AAA)	0-1	5.79	9	0	0	0	9.1	15	7	6	3	2	
77	ROBERSE, Sam	RR	6-1	185	12/10/2001	Zaast, Netherlands	New Hampshire (AA)	0-3	3.65	5	5	0	0	24.2	19	15	10	19	79	
							Vancouver (A+)	4-4	3.12	17	17	0	0	86.2	76	41	30	24	78	
82	ROBBINS, Jimmy	L/L	6-3	190	22/12/1997	Orlando, FL	New Hampshire (AA)	1-2	2.66	5	5	0	0	23.2	20	7	4	6	26	
							Vancouver (A+)	0-2	3.82	10	9	0	0	35.1	30	16	15	27	46	
							Dunedin (A)	0-0	1.56	6	1	0	0	17.1	10	3	3	9	26	
70	TIEDEMANN, Ricky	L/L	6-4	220	18/08/2002	Long Beach, CA	New Hampshire (AA)	0-1	2.45	4	4	0	0	11.0	5	4	3	4	14	
							Vancouver (A+)	2-2	2.39	8	8	0	0	37.2	23	12	10	12	54	
							Dunedin (A)	3-1	1.80	6	6	0	0	30.0	11	6	6	13	49	





#	CATCHERS (5)	B-T	HT	WT	Birthdate	Birthplace	2022 Clubs	AVG	G	AB	R	H	2B	3B	HR	RBI	BB	SO	SB	MLS
75	BERMAN, Stevie	R/R	6-2	225	28/11/1994	Mountain View, CA	St. Paul (AAA)	.000	1	3	0	0	0	0	0	0	1	0	0	0
							Buffalo (AAA)	-215	67	209	27	45	14	0	8	28	36	64	1	2,059
55	BRANTLY, Rob	L/R	6-0	190	14/07/1989	San Diego, CA	Scranton/Wilkes-Barre	.333	59	182	18	49	10	1	0	22	11	32	0	0
							New York (AL)	.333	1	3	0	1	1	0	0	0	0	0	0	0
71	CLARKE, Phil	L/R	5-11	190	24/03/1998	Atlanta, GA	New Hampshire (AA)	.234	77	248	33	58	9	0	4	33	38	44	2	0
64	RITCHIE, Jennie	R/R	6-2	203	09/04/1993	South Hadley, MA	Indianapolis (AAA)	.242	35	99	12	24	4	0	0	11	21	20	0	0
72	SOSA, Andres	R/R	5-11	210	07/11/1997	Hermosillo, Mexico	Vancouver (A+)	.226	73	208	42	47	20	1	5	27	45	60	6	0

#	INFIELDERS (1)	B-T	HT	WT	Birthdate	Birthplace	2022 Clubs	AVG	G	AB	R	H	2B	3B	HR	RBI	BB	SO	SB	MLS
47	CAPPA, Vinny	R/R	5-8	180	07/07/1996	Melbourne, FL	Buffalo (AAA)	.283	52	191	31	54	6	1	5	28	29	29	5	0,027
							Toronto	.200	8	5	2	1	0	0	0	0	2	1	0	0

#	OUTFIELDERS (3)	B-T	HT	WT	Birthdate	Birthplace	2022 Clubs	AVG	G	AB	R	H	2B	3B	HR	RBI	BB	SO	SB	MLS
67	BERNARD, Winton	R/R	6-2	195	24/09/1990	San Diego, CA	Albuquerque (AAA)	-.333	108	429	95	143	31	8	21	92	39	67	30	0,019
							Colorado	.286	12	42	9	12	1	0	0	3	0	8	3	0
74	BRITTON, Zach	L/R	6-1	200	09/09/1998	Batesville, IN	New Hampshire (AA)	.234	19	64	14	15	5	0	3	8	12	17	0	0
							Vancouver (A+)	.239	57	188	34	45	15	1	7	25	41	70	10	0
87	EDEN, Cam	R/R	6-1	205	31/03/1998	Yuba City, CA	New Hampshire (AA)	.215	80	274	33	59	14	0	10	35	26	108	32	0
							Vancouver (A+)	.297	10	37	4	11	4	1	0	2	2	8	2	0

2023 TORONTO BLUE JAYS SPRING ROSTER

BY POSITION, NUMERICAL & ALPHABETICAL

BY POSITION

PITCHERS – 39 (22 + 17 NR)

66 BARD, Luke: RHP (NR)
 52 BASS, Anthony: RHP
 40 BASSITT, Chris: RHP
 17 BERRIOS, José: RHP
 83 BURNETTE, Jimmy: LHP (NR)
 90 CIMBER, Adam: RHP
 65 DANNER, Hagen: RHP
 79 EISERT, Brandon: LHP (NR)
 35 FERNÁNDEZ, Julian: RHP (NR)
 63 FERNÁNDEZ, Junior: RHP (NR)
 73 FRANCIS, Bowden: RHP (NR)
 43 FRY, Paul: LHP (NR)
 93 GARCÍA, Yimi: RHP
 34 GAUSMAN, Kevin: RHP
 37 GREEN, Chad: RHP
 31 HATCH, Thomas: RHP
 80 HERNÁNDEZ, Adrian: RHP (NR)
 36 HUTCHISON, Drew: RHP (NR)
 64 JACKSON, Jay: RHP (NR)
 76 JUENGER, Hayden: RHP (NR)
 16 KIKUCHI, Yusei: LHP
 62 LAWRENCE, Casey: RHP (NR)
 6 MANOAH, Alek: RHP
 58 MAYZA, Tim: LHP
 54 PEACOCK, Matt: RHP (NR)
 24 PEARSON, Nate: RHP
 56 POP, Zach: RHP
 81 REES, Jackson: RHP (NR)
 33 RICHARDS, Trevor: RHP
 77 ROBBERSE, Sem: RHP (NR)
 82 ROBBINS, Jimmy: LHP (NR)
 68 ROMANO, Jordan: RHP
 99 RYU, Hyun Jin: LHP
 50 SWANSON, Erik: RHP
 46 THOMPSON, Zach: RHP
 57 THORNTON, Trent: RHP
 70 TIEDEMANN, Ricky: LHP (NR)
 45 WHITE, Mitch: RHP
 60 ZULUETA, Yosver: RHP

CATCHERS – 7 (2 + 5 NR)

75 BERMAN, Stevie (NR)
 55 BRANTLY, Rob (NR)
 71 CLARKE, Phil (NR)
 9 JANSEN, Danny
 30 KIRK, Alejandro
 84 RITCHIE, Jamie (NR)
 72 SOSA, Andres (NR)

INFIELDERS – 13 (12 + 1 NR)

44 BARGER, Addison
 13 BELT, Brandon
 11 BICHETTE, Bo
 8 BIGGIO, Cavan
 47 CAPRA, Vinny (NR)
 26 CHAPMAN, Matt
 5 ESPINAL, Santiago
 27 GUERRERO Jr., Vladimir
 48 HORWITZ, Spencer
 49 JIMENEZ, Leonardo
 51 LOPEZ, Otto
 2 MARTINEZ, Orelvis
 15 MERRIFIELD, Whit

OUTFIELDERS – 7 (4 + 3 NR)

67 BERNARD, Wynton (NR)
 74 BRITTON, Zach (NR)
 87 EDEN, Cam (NR)
 39 KIERNMAIER, Kevin
 38 LUKES, Nathan
 4 SPRINGER, George
 25 VARSHO, Daulton

NUMERICAL

2 MARTINEZ, Orelvis: INF
 4 SPRINGER, George: OF
 5 ESPINAL, Santiago: INF
 6 MANOAH, Alek: RHP
 8 BIGGIO, Cavan: INF
 9 JANSEN, Danny: C
 11 BICHETTE, Bo: INF
 13 BELT, Brandon: INF
 15 MERRIFIELD, Whit: UTIL
 16 KIKUCHI, Yusei: LHP
 17 BERRIOS, José: RHP
 24 PEARSON, Nate: RHP
 25 VARSHO, Daulton: OF
 26 CHAPMAN, Matt: INF
 27 GUERRERO Jr., Vladimir: INF
 30 KIRK, Alejandro: C
 31 HATCH, Thomas: RHP
 33 RICHARDS, Trevor: RHP
 34 GAUSMAN, Kevin: RHP
 35 FERNÁNDEZ, Julian: RHP (NR)
 36 HUTCHISON, Drew: RHP (NR)
 37 GREEN, Chad: RHP
 38 LUKES, Nathan: OF
 39 KIERNMAIER, Kevin: OF
 40 BASSITT, Chris: RHP
 43 FRY, Paul: LHP (NR)
 44 BARGER, Addison: INF
 45 WHITE, Mitch: RHP
 46 THOMPSON, Zach: RHP
 47 CAPRA, Vinny: INF (NR)
 48 HORWITZ, Spencer: INF
 49 JIMENEZ, Leonardo: INF
 50 SWANSON, Erik: RHP
 51 LOPEZ, Otto: INF
 52 BASS, Anthony: RHP
 54 PEACOCK, Matt: RHP (NR)
 55 BRANTLY, Rob: C (NR)
 56 POP, Zach: RHP
 57 THORNTON, Trent: RHP
 58 MAYZA, Tim: LHP
 60 ZULUETA, Yosver: RHP
 62 LAWRENCE, Casey: RHP (NR)
 63 FERNÁNDEZ, Junior: RHP (NR)
 64 JACKSON, Jay: RHP (NR)
 65 DANNER, Hagen: RHP
 66 BARD, Luke: RHP (NR)
 67 BERNARD, Wynton: OF (NR)
 68 ROMANO, Jordan: RHP
 70 TIEDEMANN, Ricky: LHP (NR)
 71 CLARKE, Phil: C (NR)
 72 SOSA, Andres: C (NR)
 73 FRANCIS, Bowden: RHP (NR)
 74 BRITTON, Zach: OF (NR)
 75 BERMAN, Stevie: C (NR)
 76 JUENGER, Hayden: RHP (NR)
 77 ROBBERSE, Sem: RHP (NR)
 78 ROBBINS, Jimmy: LHP (NR)
 79 EISERT, Brandon: LHP (NR)
 80 HERNÁNDEZ, Adrian: RHP (NR)
 81 REES, Jackson: RHP (NR)
 82 ROBBINS, Jimmy: LHP (NR)
 83 BURNETTE, Jimmy: LHP (NR)
 84 RITCHIE, Jamie: C (NR)
 87 EDEN, Cam: OF (NR)
 90 CIMBER, Adam: RHP
 93 GARCÍA, Yimi: RHP
 99 RYU, Hyun Jin: LHP

MANAGER

14 SCHNEIDER, John

COACHES

23 MATTINGLY, Don: Bench
 41 WALKER, Pete: Pitching
 18 MARTINEZ, Guillermo: Hitting
 53 BUDZINSKI, Mark: First Base
 20 RIVERA, Luis: Third Base
 21 WARE, Jeff: Asst. Pitching - Bullpen
 85 HOWELL, David: Asst. Pitching - Strategy
 59 MENSE, Hunter: Assistant Hitting
 22 KIM, Gil: Field Coordinator
 19 HUDGENS, Dave: Hitting Strategist
 86 YUDELMAN, Adam: ML Coach

ALPHABETICAL

66 BARD, Luke: RHP (NR)
 44 BARGER, Addison: INF
 52 BASS, Anthony: RHP
 40 BASSITT, Chris: RHP
 13 BELT, Brandon: INF
 75 BERMAN, Stevie: C (NR)
 67 BERNARD, Wynton: OF (NR)
 17 BERRIOS, José: RHP
 11 BICHETTE, Bo: INF
 8 BIGGIO, Cavan: INF
 55 BRANTLY, Rob: C (NR)
 74 BRITTON, Zach: OF (NR)
 83 BURNETTE, Jimmy: LHP (NR)
 47 CAPRA, Vinny: INF (NR)
 26 CHAPMAN, Matt: INF
 90 CIMBER, Adam: RHP
 71 CLARKE, Phil: C (NR)
 65 DANNER, Hagen: RHP
 87 EDEN, Cam: OF (NR)
 79 EISERT, Brandon: LHP (NR)
 5 ESPINAL, Santiago: INF
 35 FERNÁNDEZ, Julian: RHP (NR)
 63 FERNÁNDEZ, Junior: RHP (NR)
 73 FRANCIS, Bowden: RHP (NR)
 43 FRY, Paul: LHP (NR)
 93 GARCÍA, Yimi: RHP
 34 GAUSMAN, Kevin: RHP
 37 GREEN, Chad: RHP
 27 GUERRERO Jr., Vladimir: INF
 31 HATCH, Thomas: RHP
 80 HERNÁNDEZ, Adrian: RHP (NR)
 48 HORWITZ, Spencer: INF
 49 JIMENEZ, Leonardo: INF
 36 HUTCHISON, Drew: RHP (NR)
 64 JACKSON, Jay: RHP (NR)
 9 JANSEN, Danny: C
 49 JIMENEZ, Leonardo: INF
 76 JUENGER, Hayden: RHP (NR)
 39 KIERNMAIER, Kevin: OF
 16 KIKUCHI, Yusei: LHP
 30 KIRK, Alejandro: C
 62 LAWRENCE, Casey: RHP (NR)
 51 LOPEZ, Otto: INF
 38 LUKES, Nathan: OF
 6 MANOAH, Alek: RHP
 2 MARTINEZ, Orelvis: INF
 58 MAYZA, Tim: LHP
 15 MERRIFIELD, Whit: UTIL
 54 PEACOCK, Matt: RHP (NR)
 24 PEARSON, Nate: RHP
 56 POP, Zach: RHP
 81 REES, Jackson: RHP (NR)
 33 RICHARDS, Trevor: RHP
 84 RITCHIE, Jamie: C (NR)
 77 ROBBERSE, Sem: RHP (NR)
 82 ROBBINS, Jimmy: LHP (NR)
 68 ROMANO, Jordan: RHP
 99 RYU, Hyun Jin: LHP
 72 SOSA, Andres: C (NR)
 4 SPRINGER, George: OF
 50 SWANSON, Erik: RHP
 46 THOMPSON, Zach: RHP
 57 THORNTON, Trent: RHP
 70 TIEDEMANN, Ricky: LHP (NR)
 25 VARSHO, Daulton: OF
 45 WHITE, Mitch: RHP
 60 ZULUETA, Yosver: RHP

BULLPEN CATCHERS

66 ANDREPOULOS, Alex
 78 HURTADO, Luis

(NR) Non-Roster Invitee

BIOGRAPHIES

LAST SEASON

HISTORY

RECORDS

OPPONENTS

PLAYER DEV.

MEDIA & MISC.



HOW THE 2023 BLUE JAYS WERE BUILT 40-MAN ROSTER

TRADES (14)

Anthony Bass – from the Miami Marlins along with RHP Zach Pop and a player to be named later in exchange for INF Jordan Groshans on Aug. 2, 2022

José Berríos – from the Minnesota Twins in exchange for INF Austin Martin and RHP Simeon Woods Richardson on July 30, 2021

Matt Chapman – from the Oakland Athletics along in exchange for RHP Gunnar Hoglund, LHP Zach Logue, INF Kevin Smith, and LHP Kirby Sneed on March 16, 2022

Adam Cimber – from the Miami Marlins along with LF Corey Dickerson and cash considerations in exchange for 2B Joe Panik and RHP Andrew McInvalde on June 29, 2021

Santiago Espinal – from the Boston Red Sox in exchange for OF Steve Pearce and cash considerations on June 28, 2018

Thomas Hatch – from the Chicago Cubs in exchange for RHP David Phelps and cash considerations on July 30, 2019

Whit Merrifield – from the Kansas City Royals in exchange for RHP Max Castillo and INF Samad Taylor on Aug. 2, 2022

Zach Pop – from the Miami Marlins along with RHP Anthony Bass and a player to be named later in exchange for INF Jordan Groshans on Aug. 2, 2022

Trevor Richards – from the Milwaukee Brewers along with RHP Bowden Francis in exchange for 1B Rowdy Tellez on July 6, 2021

Erik Swanson – from the Seattle Mariners along with LHP Adam Macko in exchange for Teoscar Hernández on Nov. 16, 2022

Zach Thompson – from the Pittsburgh Pirates in exchange for OF Chavez Young on Jan. 10, 2023

Trent Thornton – from the Houston Astros in exchange for SS Aledmys Diaz on Nov. 17, 2018

Daulton Varsho – from the Arizona Diamondbacks in exchange for C Gabriel Moreno and OF Lourdes Gurriel Jr. on Dec. 23, 2022

Mitch White – from the Los Angeles Dodgers along with INF Alex De Jesus in exchange for RHP Nick Frasso and LHP Moises Brito on Aug. 2, 2022

FREE AGENTS (10)

Chris Bassitt – signed on Dec. 16, 2022

Brandon Belt – signed on Jan. 10, 2023

Yimi García – signed on Dec. 1, 2021

Kevin Gausman – signed on Dec. 1, 2021

Chad Green – signed on Jan. 31, 2023

Kevin Kiermaier – signed on Dec. 15, 2022

Yusei Kikuchi – signed on March 14, 2022

Nathan Lukes – signed on Nov. 29, 2021

Hyun Jin Ryu – signed on Dec. 27, 2019

George Springer – signed on Jan. 23, 2021

INTERNATIONAL FREE AGENTS (6)

Vladimir Guerrero Jr. – signed on July 2, 2015

Leonardo Jimenez – signed on July 2, 2017

Alejandro Kirk – signed on Sept. 24, 2016

Otto Lopez – signed on July 4, 2016

Orelvis Martínez – signed on July 4, 2018

Yosver Zulueta – signed on June 11, 2019

FIRST-YEAR PLAYER DRAFT (10)

Addison Barger – 6th round in 2018

Bo Bichette – 2nd round in 2016

Cavan Biggio – 5th round in 2016

Hagan Danner – 2nd round in 2017

Spencer Horwitz – 24th round in 2019

Danny Jansen – 16th round in 2013

Alek Manoah – 1st round in 2019

Tim Mayza – 12th round in 2013

Nate Pearson – 1st round in 2017

Jordan Romano – 10th round in 2014

RULE 5 DRAFT (0)

WAIVERS (0)





2022 SEASON IN REVIEW

ALEK MANOAH

2022 SEASON IN REVIEW

BIOGRAPHIES

LAST SEASON

HISTORY

RECORDS

OPPONENTS

PLAYER DEV.

MEDIA & MISC.

2022 AT A GLANCE

Record	92-70, 2nd, 7.0 GB
Franchise Record	3598-3627-3
Under Charlie Montoyo	236-236
Under John Schneider	46-28
Home Attendance (Total/Average)	2,653,830/32,763
vs. LHS/RHS	12-20/80-50
Blue Jays/Opponents Scored First	61-25/31-45
Games Decided in Final AB/Walk-Off	15-17/6-7
One-Run Games	30-20
Home/Road	47-34/45-36
Series Record/Home/Road	27-16-8/15-8-2/12-8-6
Series Openers/Finales	33-18/23-28
After 7.0, Ahead/Tied/Trailing	78-5/10-9/4-56
After 8.0, Ahead/Tied/Trailing	80-3/9-7/2-59
Extra-Inning Games/Home/Road	8-7/5-1/3-6
vs. East/Central/West/NL	43-33/19-15/17-15/13-7
Pre/Post All-Star Break	50-43/42-27
Committed No Errors/1+ Errors	60-36/32-34
Hit 0 HR/1+ HR/2+ HR	24-28/68-42/39-19
More/Fewer Hits than Opponent	63-15/18-51
Shutout Games	10-8
Come-From-Behind Wins	41

2022 AT ROGERS CENTRE

Blue Jays Runs/Home Runs	359/102
Opponents Runs/Home Runs	355/102
W-L at Home (2022/2021)	47-34/47-33

GETTING BACK TO NORMAL:

- The Blue Jays started their season with a win in Toronto on April 8 vs. TEX, and played all of their home games at Rogers Centre for the first time since 2019...Went on to finish 92-70, their most wins in a campaign since the 2015 season (93-69)...Won 90+ contests in consecutive years for the 2nd time in team history, also doing so in three straight seasons from 1991-1993.

GETTING BACK TO THE POSTSEASON:

- Toronto reached the playoffs as the top Wild Card seed, hosting the Mariners for the entirety of the best-of-three series...Met Seattle for the 1st time ever in the playoffs.
- The Jays were dealt two consecutive losses, 4-0 and 10-9, falling to 1-4 in Wild Card contests all-time...Are now 6-7 all-time in potential postseason elimination games.

MORE THAN YOUR AVERAGE TEAM:

- The Blue Jays led the Majors with a .264 team batting average and 1,464 hits...Also led the AL in on-base percentage (.329), slugging percentage (.431), and OPS (.760) while ranking T-1st in extra-base hits (519), 2nd in runs (775), 2nd in doubles (307), and 3rd in home runs (200)...Topped the AL in AVG, OBP, SLG, and OPS for the 1st time in team history.
- Blue Jay batters combined for a hard hit (95+ MPH) percentage of 44.3, the top rate in MLB (2nd: ATL - 43.5) while their average exit velocity of 90.2 MPH was also highest in the Majors (2nd: ATL - 89.9).

MLB, TEAM BATTING AVERAGE - 2022

Rank	Player	AVG	SLG
1	Toronto Blue Jays	.264	.431
2	New York Mets	.259	.412
3	Boston Red Sox	.258	.409
4	Los Angeles Dodgers	.257	.442
5	Chicago White Sox	.256	.387

DIVISIONAL DETAILS:

- Toronto won 20 of its last 30 games vs. AL East foes...Went 43-33 (.566%) in divisional play on the year, the 2nd-best winning percentage within the division (NYY - .618) and the club's best since registering a .581 winning percentage in 2006 (43-31).

BICHETTE JUST HAPPENED:

- Bo Bichette led AL batters in hits (189) and finished T-2nd in doubles (43), T-3rd in total bases (306), T-6th in extra-base hits (68), and T-8th in RBI (93)...Became the 1st Blue Jay ever to lead the AL in hits in multiple seasons (191 in 2021), and the first to do so in the AL since Whit Merrifield (2018-2019).
- The shortstop reached base safely in 29 of his 32 games in Sept./Oct., batting .406 (54-for-133) with 11 doubles, a triple, seven homers, and 27 RBI for a 1.105 OPS...Led all MLB hitters during Sept./Oct. in hits (54) and total bases (88) while tied for 1st with Albert Pujols in RBI (27)...The 54 hits were the most ever by a Blue Jay for Sept./Oct. (2nd: Tony Fernández - 44 in 1990)...Piled up 48 hits in September alone, the most ever by a Blue Jay in a calendar month, besting both Tony Fernández (47 in June 1986) and Lloyd Moseby (47 in Aug. 1983).

AL, HITS LEADERS - 2022

Rank	Player	Hits	Doubles
1	Bo Bichette	189	43
2	Jose Abreu	183	40
3	Amed Rosario	180	26
4	Nathaniel Lowe	179	26
5	Aaron Judge	177	28

VLAD HABITS:

- Vladimir Guerrero Jr. ranked T-3rd in the AL in total bases (306), T-5th in RBI (97), 6th in hits (175), T-7th in home runs (32), T-8th in extra-base hits (67), and 10th in SLG (.480)...Recorded 265 hard-hit balls (95+ MPH) over the course of the season, the most in MLB (2nd: José Abreu - 256).
- The two-time All-Star played in 160 games in 2022...His 381 games played since 2020 are 2nd most in MLB (Dansby Swanson - 382)...Put together hitting streaks of a career-best 22 games, 15 games, and 14 games...Joined Trea Turner as the only players in 2022 with three separate streaks of 14+ contests.
- The 23-year old also became the only first baseman in team history to capture a Gold Glove Award...Committed 10 errors on 1,025 chances for a .990 fielding percentage.

HOME WORK:

- The Blue Jays played all 81 of their home games within the confines of Rogers Centre for the first time since 2019...Their .580 win% (47-34) at home ranked 4th in the AL last season.
- Toronto batters finished 2nd in the AL in home AVG (.261), 4th in home OBP (.326), 4th in home SLG (.434), and 4th in home OPS (.760)...The pitching staff posted a 4.04 ERA during home contests (10th in the AL) with a .248 opponents' AVG (11th) and a 1.23 WHIP (8th).

WHILE WE WERE OUT:

- The Blue Jays went 19-7 over their last 26 games as a visitor...Their .556 road win% (45-36) ranked 3rd in the AL and tied for 2nd best in team history (.580 in 1993).
- Toronto hitters lead the AL in road runs (416), AVG (.266), OBP (.331), SLG (.428), and OPS (.759)...The pitching staff ranked 5th in the AL in road ERA (3.70), 5th in road WHIP (1.24), and 6th in road opponents' batting average (.245).



ALL-STAR STUFF:

- The Blue Jays had six players named to the American League All-Star team, their 2nd-most in a single season in team history (seven players in 1993).
- Toronto had multiple starters at the All-Star Game for the 6th time in franchise history, as Alejandro Kirk trailed only Aaron Judge and Mike Trout in voting while Vladimir Guerrero Jr. was right behind him in 4th.
- Kirk started his 1st career All-Star Game, catching 4.0 innings while going 0-for-2 at the plate...Became the 4th All-Star catcher in Blue Jays history, **and the only one to start the Midsummer Classic.**
- Guerrero Jr. became the 5th Blue Jay ever to be named a starter in consecutive years...Went 0-for-2.
- Alek Manoah pitched a scoreless 2nd inning in his 1st career All-Star Game, notching three punchouts and a hit batter on 18 pitches (13 strikes)...**Joined Dave Stieb as the only pitchers in franchise history to strike out at least three batters in a single All-Star Game** (Stieb - 4K in 1983).
- Jordan Romano was named an All-Star for the 1st time in his career but did not get into the game.
- Santiago Espinal earned his 1st career All-Star nod after being named to the team as an injury replacement for Jose Altuve...Went 0-for-1 with a walk.
- George Springer was named an All-Star for the 4th time, also doing so in 2017, 2018, and 2019 while with the Astros...Did not attend due to a nagging arm injury.

AWARDS SEASON:

- Toronto players took home plenty of awards during the 2022 campaign:
- Alek Manoah was named AL Pitcher of the Month for September, the 1st such award of his career...Went 4-0 across six starts **while posting a 0.88 ERA (4 ER/41.0 IP), the best in a single month ever by a Blue Jay** (Roger Clemens - 0.89 in July, 1997), a 0.85 WHIP, and a .162 opponents' average (23H, 12BB, 33K).
- Jordan Romano was named AL Reliever of the Month for April after going 1-1 with a 1.59 ERA (2 ER/11.1 IP), a 0.88 WHIP (2BB/13K), and an AL-best 10 saves...His 10 saves in April set a club record (Duane Ward - 8 in 1993)...Was also named AL Reliever of the Month for July after posting a 0.84 ERA (1 ER/10.2 IP) and a 0.47 WHIP (1BB, 12K) while converting all seven save opportunities...**Became the 1st Blue Jay to win AL Reliever of the Month twice.**
- Player of the Week Awards were claimed by Vladimir Guerrero Jr. (June 13-19), Kevin Gausman (Aug. 1-7), and Bo Bichette (Sept. 5-11).
- George Springer nabbed a Play of the Week Award for his diving catch to prevent the tying run from scoring on May 1 vs. NYY...Was his 2nd career Play of the Week nod (also: July 24, 2021 at NYM).

AN ALEK-TRIC YEAR:

- Alek Manoah wrapped up his All-Star campaign with eight consecutive quality starts, allowing just six earned runs over 54.0 innings for a 1.00 ERA and a 0.87 WHIP while going 4-1...His 25 quality starts tied Yu Darvish for 2nd most in the Majors (Framber Valdez - 26), and led to a 3rd-place finish in AL Cy Young Voting.
- Among AL pitchers, the 24-year-old finished 3rd in wins (16), 3rd in ERA (2.24), 4th in innings pitched (196.2), 4th in WHIP (0.99), 5th in opponents' average (.202), and 12th in strikeouts (180)...**His 0.99 WHIP for the season was the best in team history** (2nd: Roger Clemens - 1.03 in 1997) while his 2.24 ERA ranked 2nd (1st: Clemens - 2.05 in 1997).

TOR, SINGLE-SEASON ERA - ALL-TIME

Rank	Player	Season	ERA
1	Roger Clemens	1997	2.05
2	Alek Manoah	2022	2.24
3	Dave Stieb	1985	2.48
4	Juan Guzman	1992	2.64
5	Roger Clemens	1998	2.65

GAUS FOR CELEBRATION:

- Kevin Gausman signed with Toronto in the off-season and made 31 starts in his inaugural Blue Jays campaign...**Led all AL hurlers with a 2.32 FIP** (2nd: Shohei Ohtani - 2.34)...Finished 5th in the AL in strikeouts (205) and 11th in ERA (3.35)...Reached the 200-K mark for the 2nd time in his career (227 in 2021)...Joined Roger Clemens (292 in 1997) as the only pitchers to record 200 strikeouts in their 1st season as a Blue Jay.

THE RBI GUYS:

- **Toronto boasted an MLB-high nine players with 50+ RBI this season, two more than any other club...The nine 50-RBI guys tied a team record, also doing so in 2003 and 2005...**Only four teams have ever had more: LAD in 2009 (11), STL in 1930 (10), DET in 2007 (10), and HOU in 2017 (10).

KEEPING IT 100:

- **Toronto featured nine batters with at least 100 hits in 2022, the most in MLB** (2nd: CLE - 8) and tied for a franchise best (also: 1983, 1988, 1992, 2005)...**The Blue Jays had eight players reach 100+ hits prior to September for the 1st time in team history.**

SPRINGING UP AT THE RIGHT TIME:

- George Springer kept an .814 OPS while playing in 133 games...Recorded multiple hits in eight of his last 16 games, going 21-for-64 (.328) with three doubles, a triple, five home runs, and 16 RBI over that span (1.012 OPS)...Has now played 73 career games in October (regular and postseason), batting .298 (89-for-299) with 17 doubles, 22 home runs, and 47 RBI (.950 OPS).
- The center fielder also connected for nine leadoff home runs, surpassing Devon White (6 in 1991) for the most in a single season in team history...Now has 52 career leadoff homers, 4th most in MLB history.

MLB, LEADOFF HOME RUNS - ALL-TIME

Rank	Player	Seasons	Home Runs
1	Ricky Henderson	25	81
2	Alfonso Soriano	16	54
3	Craig Biggio	20	53
4	George Springer	9	52
5	Ian Kinsler	14	48

THE CAPTAIN MAKES IT HAPPEN:

- **Alejandro Kirk became the 1st catcher in history to win a Silver Slugger Award...**Finished 10th in the AL in OBP (.372) and was one of six MLB players with more walks than strikeouts (min. 50 BB)...Drew 63 walks while striking out 58 times over 541 plate appearances...His 9.33 PA/K was 4th best among all MLB batters...

DANNY DIALED IN:

- Danny Jansen was limited to 72 games due to a pair of stints on the injured list but registered career bests in home runs (15), RBI (44), AVG (.260), SLG (.516), and OPS (.855)...The club went 40-18 in his starts behind the plate...Finished strong, going 32-for-93 (.344) with nine doubles, six homers, 19 RBI, and a 14BB/17K ratio over his last 31 games (1.066 OPS).

CATCHING FIRE:

- **Toronto catchers led the Majors in batting average (.286) and OBP (.360),** while sitting 2nd in OPS (.824), 3rd in hits (164), and 3rd in SLG (.463)...Blue Jays catchers also struck out only 87 times last year, the fewest in MLB (2nd: BOS - 111)...Toronto's only higher batting average for catchers in a single season was .286 (percentage points higher), done in 1998.



GURRIEL JOINS THE 6IX CLUB:

- On July 22 at BOS, Lourdes Gurriel Jr. went 6-for-7 with a double, five RBI, and three runs scored...Joined Frank Catalanotto (May 1, 2004 at CWS (2)) as the only players in Blue Jays history with six hits in a single game...Became the 3rd player in franchise history to notch at least five hits and five RBI in a single game, joining Yangervis Solarte (5H, 6RBI on May 3, 2018 (1) at CLE) and Roy Howell (5H, 9RBI on Sept. 10, 1977 at NYY).

MANAGING EXPECTATIONS:

- John Schneider was promoted to Bench Coach prior to the 2022 campaign and eventually took the reins as Interim Manager on July 13, 2022...Finished the final 74 games of the regular season with a 46-28 record for a .622 winning percentage, the highest ever by a Toronto skipper in his 1st season at the helm (min. 10G)...Had the Interim tagged removed and was officially named the 14th Manager of the club on Oct. 21.

ROMANO-MATIC:

- Jordan Romano racked up 36 saves, 3rd most in the AL (T-4th in MLB) and tied for 6th most most in team history...**Put together a streak of 31 straight converted save opportunities from May 11, 2021 - April 22, 2022, which was the longest streak in franchise history** (Tom Henke - 25 in 1991) and was the longest active streak in the Majors...The run of successful saves marked the 3rd-longest streak all-time by a Canadian, trailing Eric Gagne (84) and John Axford (49).

**TOR, CONSECUTIVE SAVE STREAKS
- ALL-TIME**

Rank	Player	Seasons	Streak
1	Jordan Romano	2021-2022	31
2	Tom Henke	1991	25
3	Casey Janssen	2013-2014	24
4	Roberto Osuna	2017	22
5	Ken Giles	2019-2020	21
5	Billy Koch	2000	21

CHAPPY TO BE HERE:

- Matt Chapman was traded to Toronto during spring training and played in 155 games, one shy of a career high (156 in 2019)...Connected for 27 homers on the year, equalling his total from 2021.
- The 29-year-old led all MLB third basemen in fielding percentage (.988)** and ranked 2nd in the AL in assists (262)...**Marked the highest single-season fielding percentage ever by a Blue Jays third baseman** (2nd: Eric Hinske - .978 in 2004).

KEEPING YOUR WHITS:

- Whit Merrifield joined Toronto from Kansas City at the trade deadline...Batted .281 (34-for-121) with five doubles, five homers, and 16 RBI in his 44 games as a Blue Jay (.769 OPS) while playing 1st base, 2nd base, right, left, and center field.

TEO TRENDS UP:

- Teoscar Hernández hit .277 (31-for-112) with 11 doubles, six homers, and 15 RBI from Sept. 1 onwards (.536 SLG)...Finished with a slugging percentage of .491 for the year, 9th among AL batters.
- The two-time Silver Slugger blasted two home runs in Game 2 of the Wild Card Series, becoming the 3rd Blue Jay all-time with a multi-homer game in the playoffs, joining José Bautista (2015 ALCS Game 6 at KC) and Danny Jansen (2020 ALWC Game 2 at TB).

CAN-CON YOU CAN COUNT ON:

- Toronto's game on Oct. 2 vs. BOS was won by Brantford's Zach Pop who retired all six batters he faced on four ground balls and two strikeouts to extend his scoreless innings streak to 10.2...Markham's Jordan Romano tossed a hitless 9th inning to claim his 36th save of the campaign...**Marked the 1st occasion in franchise history in which both the win and the save were awarded to Canadian-born pitchers...**The last time that happened in MLB was from the John Axford/Jim Henderson tandem in 2013 for Milwaukee.

SANTI SHINES:

- Santiago Espinal made his 1st career All-Star team and went 0-for-1 at the Midsummer Classic...Ranked 12th in the AL for the year with a .301 AVG vs. lefties...Set career highs in hits (120), doubles (25), home runs (7), and RBI (51)...Finished 2nd among AL second basemen with a .990 fielding percentage.

ROSS THE BOSS:

- Ross Stripling set career marks in 2022 with 10 wins, 24 starts, 134.1 innings pitched, a 1.02 WHIP, and a 3.01 ERA...Held a 2.64 ERA (30 ER/102.1 IP) and a 0.94 WHIP in 19 starts since rejoining the rotation on June 6 (12BB, 82K), filling in for Hyun Jin Ryu.

YELLING CIMBER:

- Adam Cimber set a career mark with 77 appearances in 2022, tied for the most in the Majors...Was one of 11 pitchers in franchise history to appear in at least 77 games in a single season, and the first since Scott Downs (81G in 2007)...His 10 wins were tied with Chris Stratton for the most among MLB relievers, and tied for 5th most by a reliever in Blue Jays history.

THE GIFT OF GAB:

- Gabriel Moreno entered the 2022 campaign as Toronto's top prospect...Made his MLB debut on June 11 at DET, going 1-for-4 on a single off Gregory Soto...Hit .319 over his 15 Major League games, including his 1st career home run on the final day of the regular season.

KNOCK YOUR SOX OFF:

- The Blue Jays went 16-3 vs. the Red Sox in 2022, **their most wins vs. a single opponent in a season all-time** (15 vs. BAL in 2002 and 2010)...**Outscored Boston 125-55 for a run differential of +70, their highest ever in a season vs. one opponent** (+69 vs. BAL in 2021).
- Toronto batters set club records on July 22 at BOS with 28 runs and 29 hits** in a 28-5 win...Became the 6th team in the modern era (since 1901) to score at least 28 runs in a single game...Their +23 run differential was also a franchise high.
- The Blue Jays swept the Red Sox at Fenway Park from July 22-24...**Scored 40 runs on 51 hits while in Boston, both the most in club history for a three-game series...**The .395 AVG for the series was also a franchise record, while their .451 OBP was 2nd best (.468 vs. CLE in 1993).

AN INSIDE JOB:

- Raimel Tapia broke open Toronto's game on July 22 at BOS with an inside-the-park grand slam...Joined Junior Felix (June 2, 1989 at BOS) as the only players in team history to accomplish the feat.



2022 MAJOR LEAGUE STANDINGS

A.L. EAST	WON	LOST	PCT.	LAST 10			HOME	ROAD	vs EAST	vs CENT	vs WEST	vs N.L.
				GB	GAMES	STREAK						
y-NY Yankees	99	63	.611	-	5-5	L2	57-24	42-39	47-29	25-8	17-16	10-10
w-Toronto	92	70	.568	7.0	7-3	W1	47-34	45-36	43-33	19-15	17-15	13-7
w-Tampa Bay	86	76	.531	13.0	2-8	L5	51-30	35-46	40-36	15-17	19-15	12-8
Baltimore	83	79	.512	16.0	4-6	L1	45-36	38-43	34-42	16-17	21-12	12-8
Boston	78	84	.481	21.0	6-4	W3	43-38	35-46	26-50	18-15	25-8	9-11
A.L. CENTRAL	WON	LOST	PCT.	LAST 10			HOME	ROAD	vs EAST	vs CENT	vs WEST	vs N.L.
y-Cleveland	92	70	.568	-	7-3	W2	46-35	46-35	15-17	47-29	18-16	12-8
Chi White Sox	81	81	.500	11.0	5-5	L1	37-44	44-37	15-17	37-39	18-16	11-9
Minnesota	78	84	.481	14.0	4-6	W1	46-35	32-49	18-16	39-37	13-19	8-12
Detroit	66	96	.407	26.0	6-4	L3	36-46	30-50	11-21	34-42	10-24	11-9
Kansas City	65	97	.401	27.0	3-7	L2	39-42	26-55	13-22	33-43	12-19	7-13
A.L. WEST	WON	LOST	PCT.	LAST 10			HOME	ROAD	vs EAST	vs CENT	vs WEST	vs N.L.
z-Houston	106	56	.654	-	7-3	W2	55-26	51-30	17-15	26-8	51-25	12-8
w-Seattle	90	72	.556	16.0	7-3	W3	46-35	44-37	16-17	21-12	41-35	12-8
LA Angels	73	89	.451	33.0	7-3	L3	40-41	33-48	11-23	18-14	37-39	7-13
Texas	68	94	.420	38.0	3-7	W2	34-47	34-47	9-24	17-16	31-45	11-9
Oakland	60	102	.370	46.0	4-6	W4	29-51	31-51	13-20	12-21	30-46	5-15
N.L. EAST	WON	LOST	PCT.	LAST 10			HOME	ROAD	vs EAST	vs CENT	vs WEST	vs A.L.
y-Atlanta	101	61	.623	-	7-3	L1	55-26	46-35	48-28	21-12	19-14	13-7
w-NY Mets	101	61	.623	-	5-5	W3	54-27	47-34	50-26	23-10	19-14	9-11
w-Philadelphia	87	75	.537	14.0	4-6	L2	47-34	40-41	41-35	20-13	17-16	9-11
Miami	69	93	.426	32.0	6-4	W1	34-47	35-46	34-42	15-18	12-21	8-12
Washington	55	107	.340	46.0	2-8	L5	26-55	29-52	17-59	15-18	15-18	8-12
N.L. CENTRAL	WON	LOST	PCT.	LAST 10			HOME	ROAD	vs EAST	vs CENT	vs WEST	vs A.L.
y-St. Louis	93	69	.574	-	4-6	L1	53-28	40-41	16-18	48-28	19-13	10-10
Milwaukee	86	76	.531	7.0	4-6	L1	46-35	40-41	13-18	42-34	16-19	15-5
Chi Cubs	74	88	.457	19.0	8-2	W1	37-44	37-44	21-10	37-39	10-25	6-14
Cincinnati	62	100	.383	31.0	3-7	L1	33-48	29-52	12-22	28-48	10-22	12-8
Pittsburgh	62	100	.383	31.0	6-4	W1	34-47	28-53	9-26	35-41	14-17	4-16
N.L. WEST	WON	LOST	PCT.	LAST 10			HOME	ROAD	vs EAST	vs CENT	vs WEST	vs A.L.
z-LA Dodgers	111	51	.685	-	6-4	W1	57-24	54-27	19-14	23-10	54-22	15-5
w-San Diego	89	73	.549	22.0	5-5	L1	44-37	45-36	19-15	21-11	41-35	8-12
San Francisco	81	81	.500	30.0	7-3	W1	44-37	37-44	19-14	19-14	33-43	10-10
Arizona	74	88	.457	37.0	4-6	W1	40-41	34-47	16-15	17-18	29-47	12-8
Colorado	68	94	.420	43.0	3-7	L1	41-40	27-54	10-24	16-16	33-43	9-11

z – CLINCHED BEST RECORD IN LEAGUE
y – CLINCHED DIVISION TITLE
w – CLINCHED WILD CARD

WILD CARD STANDINGS

AMERICAN LEAGUE

AL East	W	L	PCT	WCGB	L10	STRK	HOME	ROAD	RS	RA	DIFF
y-NY Yankees	99	63	.611	-	5-5	L2	57-24	42-39	807	567	240
AL Central	W	L	PCT	WCGB	L10	STRK	HOME	ROAD	RS	RA	DIFF
y-Cleveland	92	70	.568	-	7-3	W2	46-35	46-35	698	634	64
AL West	W	L	PCT	WCGB	L10	STRK	HOME	ROAD	RS	RA	DIFF
z-Houston	106	56	.654	-	7-3	W2	55-26	51-30	737	518	219
Wild Card	W	L	PCT	WCGB	L10	STRK	HOME	ROAD	RS	RA	DIFF
w-Toronto	92	70	.568	7.0	7-3	W1	47-34	45-36	775	679	96
w-Seattle	90	72	.556	16.0	7-3	W3	46-35	44-37	690	623	67
w-Tampa Bay	86	76	.531	13.0	2-8	L5	51-30	35-46	666	614	52
Baltimore	83	79	.512	16.0	4-6	L1	45-36	38-43	674	688	-14

NATIONAL LEAGUE

NL East	W	L	PCT	WCGB	L10	STRK	HOME	ROAD	RS	RA	DIFF
y-Atlanta	101	61	.623	-	7-3	L1	55-26	46-35	789	609	180
NL Central	W	L	PCT	WCGB	L10	STRK	HOME	ROAD	RS	RA	DIFF
y-St. Louis	93	69	.574	-	4-6	L1	53-28	40-41	772	637	135
NL West	W	L	PCT	WCGB	L10	STRK	HOME	ROAD	RS	RA	DIFF
z-LA Dodgers	111	51	.685	-	6-4	W1	57-24	54-27	847	513	334
Wild Card	W	L	PCT	WCGB	L10	STRK	HOME	ROAD	RS	RA	DIFF
w-NY Mets	101	61	.623	-	5-5	W3	54-27	47-34	772	606	166
w-San Diego	89	73	.549	22.0	5-5	L1	44-37	45-36	705	660	45
w-Philadelphia	87	75	.537	14.0	4-6	L2	47-34	40-41	747	685	62
Milwaukee	86	76	.531	7.0	4-6	L1	46-35	40-41	725	688	37



2022 DAY-BY-DAY RESULTS

wo = walk-off

Date	G#	at	OPP	W/L	Score	Winner	Loser	Save	Record	POS	GB/GA	Att	Total Home	Total Road
Apr 8	1n	TEX	W	10-8	A. Cimber	D. Santana	J. Romano	1-0	T1	0	45,022	45,022	0	0
Apr 9	2	TEX	W	4-3	T. Richards	B. Martin	J. Romano	2-0	T1	0	43,386	88,408	0	0
Apr 10	3	TEX	L	6-12	B. Burke	J. Merryweather		2-1	T2	-1	31,549	119,957	0	0
Apr 11	4n	at NYY	W	3-0	A. Manoah	J. Taillon	J. Romano	3-1	T1	0	26,211	119,957	26,211	0
Apr 12	5n	at NYY	L	0-4	C. Holmes	Y. Kikuchi		3-2	T2	-1	25,068	119,957	51,279	0
Apr 13	6n	at NYY	W	6-4	A. Cimber	C. Green	J. Romano	4-2	T1	0	30,109	119,957	81,388	0
Apr 14	7n	at NYY	L	0-3	L. Severino	K. Gausman	M. King	4-3	T1	0	37,255	119,957	118,643	0
Apr 15	8n	OAK	W	4-1	A. Cimber	D. Jefferies	J. Romano	5-3	1	1	35,415	155,372	118,643	0
Apr 16	9	OAK	L	5-7	D. Jimenez	J. Merryweather	L. Trivino	5-4	T1	0	32,330	187,702	118,643	0
Apr 17	10	OAK	W	4-3	A. Manoah	A. Oller	J. Romano	6-4	1	0.5	27,490	215,192	118,643	0
Apr 18					**** Off Day ****							215,192	118,643	0
Apr 19	11n	at BOS	L	1-2	H. Berrios	Y. Garcia	G. Whitlock	6-5	T1	0	31,640	215,192	150,283	0
Apr 20	12n	at BOS	W	6-1	J. Berrios	N. Pivetta		7-5	T1	0	33,354	215,192	183,637	0
Apr 21	13	at BOS	W	3-2	K. Gausman	T. Houck	J. Romano	8-5	1	1	35,792	215,192	219,429	0
Apr 22	14n	at HOU	W	4-3	T. Mayza	H. Neris	J. Romano	9-5	1	1	36,757	215,192	256,186	0
Apr 23	15	at HOU	W	3-2	A. Manoah	B. Taylor	A. Cimber	10-5	1	1	36,075	215,192	292,261	0
Apr 24	16	at HOU	L	7-8 (10)	B. Taylor	J. Romano		10-6	T1	0	39,534	215,192	331,795	0
Apr 25	17n	BOS	W	6-2	A. Cimber	M. Strahm		11-6	1	0.5	20,981	238,173	331,795	0
Apr 26	18n	BOS	W-wo	6-5 (10)	J. Romano	M. Barnes		12-6	1	0.5	22,611	258,784	331,795	0
Apr 27	19n	BOS	L	1-7	M. Wacha	T. Thornton		12-7	2	-0.5	20,468	279,252	331,795	0
Apr 28	20	BOS	W	1-0	A. Manoah	G. Whitlock	J. Romano	13-7	2	-0.5	23,144	302,396	331,795	0
Apr 29	21n	HOU	L	7-11	J. Urquidy	T. Thornton		13-8	2	-1.5	35,066	337,462	331,795	0
Apr 30	22	HOU	W	2-1	J. Berrios	L. Garcia	J. Romano	14-8	2	-1.5	40,732	378,194	331,795	0
May 1	23	HOU	W	3-2	K. Gausman	F. Valdez	J. Romano	15-8	2	-1.5	31,802	409,996	331,795	0
May 2	24n	at NYY	L	2-3	C. Holmes	Y. Garcia	C. Green	15-9	2	-2.5	18,577	428,573	331,795	0
May 3	25n	at NYY	L	1-9	J. Taillon	A. Cimber		15-10	2	-3.5	22,491	511,064	331,795	0
May 4	26n	at NYY	W	2-1	Y. Kikuchi	N. Cortes	J. Romano	16-10	2	-2.5	29,057	480,121	331,795	0
May 5	27n	at CLE	L	5-6	A. Civale	J. Berrios	E. Clase	16-11	3	-3	9,104	480,121	340,899	0
May 6		at CLE			**** Postponed ****							480,121	340,899	0
May 7	#1 28	at CLE	W	8-3	K. Gausman	S. Bieber		17-11	3	0		480,121	340,899	0
May 7	#2 29	at CLE	L	2-8	T. McKenzie	R. Stripling		17-12	3	-3	16,819	480,121	357,718	0
May 8	30	at CLE	L	3-4	B. Shaw	A. Cimber	E. Clase	17-13	3	-3.5	14,787	480,121	372,505	0
May 9					**** Off Day ****							480,121	372,505	0
May 10	31n	at NYY	L	5-6	W. Peralta	J. Romano		17-14	3	-5	41,522	480,121	414,027	0
May 11	32	at NYY	L	3-5	J. Taillon	J. Berrios	A. Chapman	17-15	3	-6	42,105	480,121	456,132	0
May 12					**** Off Day ****							480,121	456,132	0
May 13	33n	at TB	L	2-5	A. Kittredge	K. Gausman	J. Adam	17-16	3	-7.5	10,169	480,121	466,301	0
May 14	34n	at TB	W	5-1	T. Mayza	R. Thompson		18-16	3	-6.5	15,195	480,121	481,496	0
May 15	35	at TB	L	0-3	M. Wisler	A. Manoah	A. Kittredge	18-17	3	-7.5	20,986	480,121	502,482	0
May 16	36n	SEA	W	6-2	Y. Kikuchi	C. Flexen	A. Cimber	19-17	3	-7.5	26,207	508,328	502,482	0
May 17	37n	SEA	W	3-0	J. Berrios	L. Gilbert	A. Cimber	20-17	3	-7.5	22,998	531,316	502,482	0
May 18	38n	SEA	L	1-5	M. Gonzalez	K. Gausman		20-18	3	-8.5	20,472	551,789	502,482	0
May 19					**** Off Day ****							551,789	502,482	0
May 20	39n	CIN	W	2-1	H. Ryu	L. Castillo	J. Romano	21-18	3	-7.5	29,300	581,088	502,482	0
May 21	40	CIN	W	3-1	A. Manoah	L. Cessa	J. Romano	22-18	3	-7.5	39,393	620,481	502,482	0
May 22	41	CIN	L	2-3	A. Diaz	Y. Garcia	A. Warren	22-19	3	-7	42,323	662,804	502,482	0
May 23	42n	at STL	L	3-7 (10)	G. Cabrera	D. Phelps		22-20	3	-7	36,033	662,804	538,515	0
May 24	43n	at STL	W	8-1	K. Gausman	J. Hicks		23-20	3	-7	33,797	662,804	572,312	0
May 25					**** Off Day ****							662,804	572,312	0
May 26	44n	at LAA	W	6-3	H. Ryu	S. Ohtani		24-20	3	-7.5	28,228	662,804	600,540	0
May 27	45n	at LAA	W	4-3	T. Richards	R. Iglesias	J. Romano	25-20	3	-7.5	44,641	662,804	645,181	0
May 28	46n	at LAA	W	6-5	A. Cimber	K. Barraclough	R. Stripling	26-20	3	-6.5	34,005	662,804	679,186	0
May 29	47	at LAA	W	11-10	A. Cimber	J. Quijada	D. Phelps	27-20	3	-5.5	36,568	662,804	715,754	0
May 30					**** Off Day ****							662,804	715,754	0
May 31	48n	CHW	W	6-5	K. Gausman	L. Giolito	J. Romano	28-20	2	-5.5	25,424	688,228	715,754	0
Jun 1	49n	CHW	W	7-3	R. Stripling	M. Kopec		29-20	2	-5	23,312	711,540	715,754	0
Jun 2	50	CHW	W	8-3	A. Manoah	J. Cueto		30-20	2	-5.5	25,250	736,790	715,754	0
Jun 3	51n	MIN	L	9-9	J. Colton	Y. Kikuchi		30-21	3	-6.5	27,753	764,543	715,754	0
Jun 4	52	MIN	W	12-3	J. Berrios	D. Bundy		31-21	2	-6.5	36,987	801,530	715,754	0
Jun 5	53	MIN	L	6-8	J. Colton	K. Gausman	J. Moran	31-22	2	-7.5	34,088	835,618	715,754	0
Jun 6	54n	at KC	W	8-0	R. Stripling	D. Lynch		32-22	2	-7	10,889	835,618	726,643	0
Jun 7	55n	at KC	W	7-0	A. Manoah	B. Keller		33-22	2	-7	15,103	835,618	741,746	0
Jun 8	56	at KC	L	4-8	B. Singer	T. Richards		33-23	T2	-7	12,196	835,618	753,942	0
Jun 9					**** Off Day ****							835,618	753,942	0
Jun 10	57n	at DET	W	10-1	J. Berrios	E. Rodriguez		34-23	2	-7.5	26,226	835,618	780,168	0
Jun 11	58	at DET	L	1-3	B. Brieske	K. Gausman	G. Soto	34-24	2	-8.5	30,738	835,618	810,906	0
Jun 12	59	at DET	W	6-0	R. Stripling	T. Skubal		35-24	2	-8.5	29,399	835,618	840,305	0
Jun 13	60n	BAL	W	11-1	A. Manoah	K. Bradish		36-24	2	-8	19,716	855,334	840,305	0
Jun 14	61n	BAL	L	5-6	J. Lyles	Y. Kikuchi	J. Lopez	36-25	2	-9	23,106	878,440	840,305	0
Jun 15	62n	BAL	W-wo	7-6 (10)	A. Cimber	F. Bautista		37-25	2	-9	19,961	898,401	840,305	0
Jun 16	63	BAL	L	2-10	T. Wells	K. Gausman		37-26	2	-10	36,832	935,233	840,305	0
Jun 17	64n	NYG	L	3-12	J. Montgomery	R. Stripling		37-27	2	-11	44,698	979,921	840,305	0
Jun 18	65	NYG	L	0-4	J. Taillon	A. Manoah		37-28	2	-12	45,055	1,024,976	840,305	0
Jun 19	66	NYG	W	10-9	Y. Garcia	W. Peralta	J. Romano	38-28	2	-11	44,395	1,069,371	840,305	0
Jun 20	67n	at CHW	L	7-8	L. Lynn	J. Berrios	J. Kelly	38-29	2	-12	22,482	1,069,371	862,787	0
Jun 21	68n	at CHW	L	6-7 (12)	V. Velasquez	M. Gage		38-30	2	-12	20,529	1,069,371	883,316	0
Jun 22	69	at CHW	W	9-5	R. Stripling	L. Giolito		39-30	2	-12	19,406	1,069,371	902,722	0
Jun 23					**** Off Day ****							1,069,371	902,722	0
Jun 24	70n	at MIL	W	9-4	A. Manoah	A. Houser		40-30	2	-11.5	32,166	1,069,371	934,888	0
Jun 25	71	at MIL	L	4-5	C. Burnes	Y. Kikuchi	J. Hader	40-31	3	-11.5	34,768	1,069,371	969,656	0
Jun 26	72	at MIL	L	3-10	J. Gustave	J. Berrios		40-32	T3	-12.5	35,503	1,069,371	1,005,159	0
Jun 27	73n	BOS	W	7-2	K. Gausman	C. Seabold		41-32	3	-12.5	25,498	1,094,869	1,005,159	0
Jun 28	74n	BOS	W-wo	6-5	J. Romano	T. Danish		42-32	2	-12.5	27,140	1,122,009	1,005,159	0
Jun 29	75n	BOS	L	5-6 (10)	M. Strahm	D. Phelps		42-33	3	-13.5	27,601	1,149,610	1,005,159	0
Jun 30	76n	TB	W	4-1	Y. Kikuchi	R. Yarbrough	A. Cimber	43-33	T2	-12.5	22,997	1,172,597	1,005,159	0
Jul 1	77	TB	W	2-6	J. Berrios	C. Kluber		44-33	2	-12	44,445	1,217,042	1,005,159	0
Jul 2	#1 78	TB	L	2-2	S. McLanahan	C. Lawrence		44-34	2	-11	39,428	1,256,468	1,005,159	0
Jul 2	#2 79n	TB	L	5-11	B. Garza	T. Hatch		44-35	2	-14	24,180	1,280,648	1,005,159	0
Jul 3	80	TB	L	3-7	S. Baz	R. Stripling	J. Adam	44-36	3	-14	35,757	1,316,405	1,005,159	0
Jul 4	81n	at OAK	L	1-5	C. Iván	A. Manoah		44-37	3	-14.5	24,403	1,316,405	1,029,562	0

BIographies

LAST SEASON

HISTORY

RECORDS

OPPONENTS

PLAYER DEV.

MEDIA & MISC.



Jul 5	82n	at OAK	L	3-5	A. Martinez	Y. Kikuchi	L. Trivino	44-38	4	-14.5	4,846	1,316,405	1,034,408
Jul 6	83	at OAK	W	2-1	A. Cimber	D. Acevedo	J. Romano	45-38	4	-14.5	6,330	1,316,405	1,040,738
Jul 7	84n	at SEA	L	2-8	M. Gonzales	A. Banda		45-39	4	-15.5	24,998	1,316,405	1,065,736
Jul 8	85n	at SEA	L	2-5 (11)	R. Borucki	S. Romo		45-40	4	-16.5	32,398	1,316,405	1,098,134
Jul 9	86n	at SEA	L	1-2	M. Brash	A. Manoah	D. Castillo	45-41	4	-16.5	41,210	1,316,405	1,139,344
Jul 10	87	at SEA	L	5-6	M. Festa	A. Cimber	P. Sevald	45-42	4	-16.5	37,694	1,316,405	1,177,038
Jul 11					*** Off Day ***			45-42	4	-16.5		1,316,405	1,177,038
Jul 12	88n	PHI	W	4-3	J. Berrios	J. Familia	J. Romano	46-42	4	-15.5	32,795	1,349,200	1,177,038
Jul 13	89n	PHI	W	8-2	R. Stripling	Z. Wheeler		47-42	T3	-15.5	30,853	1,380,053	1,177,038
Jul 14	90n	KC	L	1-3	A. Zepka	K. Gausman	S. Barlow	47-43	T3	-15.5	24,426	1,404,479	1,177,038
Jul 15	91n	KC	W	8-1	A. Manoah	Z. Grinke		48-43	T3	-14.5	26,432	1,430,001	1,177,038
Jul 16	92	KC	W	6-5 (10)	J. Pausanias	J. Gaysmamp		49-43	3	-14.5	40,135	1,471,036	1,177,038
Jul 17	93	KC	W	4-2	T. Mayza	W. Mills	J. Romano	50-43	3	-14.5	36,681	1,507,717	1,177,038
Jul 18					*** All-star Break ***			50-43	3	-14.5		1,507,717	1,177,038
Jul 19					*** All-star game at Dodger Stadium ***			50-43	3	-14.5		1,507,717	1,177,038
Jul 20					*** All-star Break ***			50-43	3	-14.5		1,507,717	1,177,038
Jul 21					*** All-star Break ***			50-43	3	-13.5		1,507,717	1,177,038
Jul 22	94n	at BOS	W	28-5	K. Gausman	N. Eovaldi		51-43	3	-13.5	36,796	1,507,717	1,213,834
Jul 23	95	at BOS	W	4-1	A. Manoah	K. Crawford	J. Romano	52-43	3	-12.5	35,821	1,507,717	1,249,659
Jul 24	96	at BOS	W	8-4	T. Mayza	B. Bello		53-43	2	-12.5	34,404	1,507,717	1,284,059
Jul 25					*** Off Day ***			53-43	2	-12.5		1,507,717	1,284,059
Jul 26	97n	STL	W	10-3	T. Mayza	J. Hicks		54-43	2	-11.5	39,756	1,547,473	1,284,059
Jul 27	98n	STL	L	1-6	A. Wainwright	K. Gausman		54-44	2	-11.5	36,666	1,584,139	1,284,059
Jul 28	99n	DET	W	5-3	Y. Kikuchi	T. Alexander	J. Romano	55-44	2	-11.5	27,080	1,611,219	1,284,059
Jul 29	100n	DET	W	2-4	W. Vest	A. Manoah	G. Soto	55-45	2	-12.5	28,046	1,639,265	1,284,059
Jul 30	101	DET	W	5-3	T. Richards	J. Law	J. Romano	56-45	2	-12.5	42,933	1,650,189	1,284,059
Jul 31	102	DET	W	4-1	J. Berrios	G. Hill	J. Romano	57-45	2	-11.5	40,298	1,722,496	1,284,059
Aug 1					*** Off Day ***			57-45	2	-12		1,722,496	1,284,059
Aug 2	103n	at TB	W	3-1	K. Gausman	D. Rasmussen	J. Romano	58-45	2	-11	16,433	1,722,496	1,300,492
Aug 3	104	at TB	L	2-3	R. Thompson	A. Cimber	J. Adam	58-46	2	-11	14,253	1,722,496	1,314,745
Aug 4	105n	at MIN	W	9-3	A. Manoah	E. Pagan		59-46	2	-10.5	39,030	1,722,496	1,353,775
Aug 5	106n	at MIN	L	5-6 (10)	M. Fulmer	J. Romano		59-47	2	-10.5	29,593	1,722,496	1,383,368
Aug 6	107n	at MIN	L	3-7	T. Megill	M. White		59-48	2	-10.5	27,471	1,722,496	1,410,839
Aug 7	108	at MIN	W	3-2 (10)	J. Romano	C. Thielbar		60-48	2	-9.5	26,155	1,722,496	1,436,994
Aug 8	109n	at BAL	L	4-7	J. Lyles	Y. Kikuchi	F. Bautista	60-49	2	-9.5	12,671	1,722,496	1,449,665
Aug 9	110n	at BAL	L	5-6	N. Vespi	Y. Garcia	F. Bautista	60-50	2	-10.5	11,080	1,722,496	1,460,745
Aug 10					*** Postponed ***			60-50	2	-10		1,722,496	1,460,745
Aug 11					*** Off Day ***			60-50	2	-10		1,722,496	1,460,745
Aug 12	111n	CLE	L	0-8	C. Quantrill	J. Berrios		60-51	2	-10	41,677	1,764,173	1,460,745
Aug 13	112	CLE	L	2-1	A. Bass	T. McKenzie	J. Romano	61-51	2	-10	44,977	1,809,150	1,460,745
Aug 14	113	CLE	L	2-7	Y. Garcia	K. Gausman		61-52	2	-10	41,002	1,850,152	1,460,745
Aug 15	114n	BAL	L	5-7	B. Baker	Y. Kikuchi		61-53	T2	-10	26,769	1,876,921	1,460,745
Aug 16	115n	BAL	L	2-4	D. Kremer	A. Manoah	F. Bautista	61-54	3	-10	37,940	1,914,861	1,460,745
Aug 17	116	BAL	W	6-1	Y. Garcia	J. Krehbiel		62-54	T2	-10	40,141	1,955,002	1,460,745
Aug 18	117n	at NYY	W	9-2	J. Berrios	F. Montas		63-54	T2	-9	41,419	1,955,002	1,502,164
Aug 19	118n	at NYY	W	4-0	K. Gausman	J. Tallon		64-54	2	-8	46,194	1,955,002	1,548,358
Aug 20	119	at NYY	W	5-2	A. Cimber	G. Cole	Y. Garcia	65-54	2	-7	45,538	1,955,002	1,593,896
Aug 21	120	at NYY	L	2-4	L. Trivino	A. Cimber		65-55	T2	-8	46,958	1,955,002	1,640,854
Aug 22					*** Off Day ***			65-55	3	-8.5		1,955,002	1,640,854
Aug 23	121n	at BOS	W	9-3	R. Stripling	J. Winckowski		66-55	3	-8.5	30,963	1,955,002	1,671,817
Aug 24	122n	at BOS	W	3-2 (10)	A. Cimber	R. Brasier	J. Romano	67-55	3	-8	31,840	1,955,002	1,703,657
Aug 25	123n	at BOS	W	6-5 (10)	J. Romano	J. Schreiber		68-55	3	-8	30,527	1,955,002	1,734,184
Aug 26	124n	LAA	L	0-12	R. Detmers	M. White		68-56	3	-9	40,754	1,995,756	1,734,184
Aug 27	125	LAA	L	0-2	S. Ohtani	A. Manoah	J. Herget	68-57	3	-9	45,311	2,041,067	1,734,184
Aug 28	126	LAA	L	3-8	A. Wanz	R. Stripling		68-58	3	-9	44,318	2,085,388	1,734,184
Aug 29	127n	CHC	W	5-4 (11)	Y. Garcia	M. Leiber		69-58	3	-9	28,473	2,111,858	1,734,184
Aug 30	128n	CHC	W	5-3	K. Gausman	B. Little	J. Romano	70-58	3	-8	33,759	2,145,617	1,734,184
Aug 31	129n	CHC	L	5-7	M. Rodriguez	M. White	R. Wick	70-59	3	-8	28,572	2,174,189	1,734,184
Sep 1					*** Off Day ***			70-59	3	-8		2,174,189	1,734,184
Sep 2	130n	at PIT	W	4-0	A. Manoah	T. Beede		71-59	3	-7	18,057	2,174,189	1,752,241
Sep 3	131n	at PIT	W	4-1	Y. Garcia	D. Underwood	J. Romano	72-59	3	-6	23,568	2,174,189	1,775,809
Sep 4	132	at PIT	W	4-3	R. Stripling	D. Underwood	J. Romano	73-59	3	-6	14,903	2,174,189	1,790,712
Sep 5 #1	133	at BAL	W	7-3	K. Gausman	M. Baumann		74-59	3	0	0	2,174,189	1,790,712
Sep 5 #2	134	at BAL	W	8-4	J. Berrios	K. Akin		75-59	3	-5.5	25,451	2,174,189	1,816,163
Sep 6	135n	at BAL	L	6-9	D. Tate	M. White	F. Bautista	75-60	3	-6	8,411	2,174,189	1,824,574
Sep 7	136n	at BAL	W	4-1	A. Manoah	D. Kremer	J. Romano	76-60	3	-6.5	11,488	2,174,189	1,836,062
Sep 8					*** Off Day ***			76-60	3	-6		2,174,189	1,836,062
Sep 9	137n	at TEX	W	4-3	T. Mayza	J. Leclerc	J. Romano	77-60	3	-5	21,329	2,174,189	1,857,391
Sep 10	138n	at TEX	W	11-7	K. Gausman	K. Arihara	T. Mayza	78-60	3	-5	28,340	2,174,189	1,885,731
Sep 11	139	at TEX	L	1-4	M. Perez	T. Richards	J. Leclerc	78-61	3	-6	20,984	2,174,189	1,906,715
Sep 12	140n	TB	L	3-2	T. Mayza	J. Adam	J. Romano	79-61	2	-5.5	23,022	2,197,191	1,906,715
Sep 13 #1	141n	TB	L	2-4	J. Springs	J. Merryweather	P. Fairbanks	79-62	2	-5.5	23,497	2,220,688	1,906,715
Sep 13 #2	142n	TB	W	7-2	A. Bass	C. Poche		80-62	2	-6	25,103	2,245,791	1,906,715
Sep 14	143n	TB	W	5-1	R. Stripling	D. Rasmussen		81-62	2	-6	24,282	2,270,073	1,906,715
Sep 15	144	TB	L	0-11	S. McCleanhan	K. Gausman		81-63	2	-6.5	23,820	2,293,893	1,906,715
Sep 16	145n	BAL	W	6-3	Y. Kikuchi	J. Lyles		82-63	2	-5.5	36,573	2,330,466	1,906,715
Sep 17	146	BAL	W	6-3	J. Berrios	K. Bradish	J. Romano	83-63	2	-4.5	44,448	2,374,914	1,906,715
Sep 18	147	BAL	L	4-5	J. Krehbiel	J. Romano	F. Bautista	83-64	2	-5.5	41,301	2,416,215	1,906,715
Sep 19					*** Off Day ***			83-64	2	-5.5		2,416,215	1,906,715
Sep 20	148n	at PHI	W	18-11	Z. Pop	K. Gibson		84-64	2	-5.5	21,129	2,416,215	1,927,844
Sep 21	149n	at PHI	L	3-4 (10)	A. Bellatti	A. Cimber		84-65	2	-6.5	29,363	2,416,215	1,957,207
Sep 22	150n	at TB	L	5-10	R. Yarborough	J. Berrios		84-66	2	-7.5	8,799	2,416,215	1,966,006
Sep 23	151n	at TB	L	6-10	J. Guerra	Y. Garcia		84-67	T2	-8.5	17,407	2,416,215	1,983,413
Sep 24	152n	at TB	W	3-1	A. Manoah	D. Rasmussen	J. Romano	85-67	2	-8.5	22,169	2,416,215	2,005,392
Sep 25	153	at TB	W	7-1	R. Stripling	S. McCleanhan		86-67	2	-8.5	16,934	2,416,215	2,021,976
Sep 26	154n	NYY	W	3-2 (10)	T. Mayza	C. Schmidt		87-67	2	-7.5	34,307	2,450,522	2,021,976
Sep 27	155n	NYY	L	2-5	J. Golee	J. Berrios	L. Trivino	87-68	2	-8.5	40,528	2,491,050	2,021,976
Sep 28	156n	NYY	L	3-8	G. Cole	T. Mayza		87-69	2	-9.5	37,008	2,528,058	2,021,976
Sep 29					*** Off Day ***			87-69	2	-9.5		2,528,058	2,021,976
Sep 30	157n	BOS	W	9-0	A. Manoah	N. Pivetta	Y. Kikuchi	88-69	2	-8.5	37,283	2,565,341	2,021,976
Oct 1	158	BOS	W	10-0	R. Stripling	B. Bello		89-69	2	-8.5	44,612	2,609,953	2,021,976
Oct 2	159	BOS	W	6-3	Z. Pop	M. Wacha	J. Romano	90-69	2	-7.5	43,877	2,653,830	2,021,976
Oct 3	160n	at BAL	W	5-1 (8)	J. Berrios	D. Kremer	T. Mayza	91-69	2	-7.5	10,642	2,653,830	2,032,618
Oct 4					*** Postponed ***			91-69	2	-7.5		2,653,830	2,032,618
Oct 5 #1	161	at BAL	L	4-5	D. Hall	M. White	B. Baker	91-70	2	0	0	2,653,830	2,032,618
Oct 5 #2	162	at BAL	W	5-1	Y. Kikuchi	Y. Cano		92-70	2	-7	17,248	2,653,830	2,049,866



2022 SEASON HIGHS & LOWS

BIographies

LAST SEASON

HISTORY

RECORDS

OPPONENTS

PLAYER DEV.

MEDIA & MISC.

TEAM – GAME (PITCHING)

Most Innings Pitched:	11.2, at Chicago (A.L.), June 21 (12 innings)
Most Hits Allowed:	16, vs. Minnesota, June 5
Most Batters Faced:	53, at Chicago (A.L.), June 21 (12 innings)
Most Batters Faced (9-inning games):	48, vs. Houston, April 29
Most Runs Allowed:	12, vs. Texas, April 10
.....	12, vs. New York (A.L.), June 17
.....	12, vs. Los Angeles (A.L.), August 26
Most Earned Runs:	12, vs. Texas, April 10
.....	12, vs. New York (A.L.), June 17
.....	12, vs. Los Angeles (A.L.), August 26
Most Home Runs Allowed:	5, vs. Minnesota, June 3
.....	5, vs. New York (A.L.), June 19
Most Walks Allowed:	8, vs. Houston, April 29
.....	8, at Oakland, July 5
Most Strikeouts:	16, at Boston, July 22
Most Hit-By-Pitch:	2, done 10 times.

TEAM – GAME (BATTING)

Most At-Bats:	57, at Boston, July 22
Most Plate Appearances:	63, at Boston, July 22
Most Runs:	28, at Boston, July 22
Most Hits:	29, at Boston, July 22
Most Doubles:	7, at Texas, September 10
.....	7, at Philadelphia, September 20
Most Triples:	2, at Boston, August 23
Most Home Runs:	5, at Boston, July 22
Most Extra-Base Hits:	10, at Boston, July 22
.....	10, at Philadelphia, September 20
Most Total Bases:	49, at Boston, July 22
Most Runs Batted In:	28, at Boston, July 22
Most Stolen Bases:	4, at Seattle, July 8 (11 innings)
Most Stolen Bases (9-inning games):	3, vs. Houston, April 30
Most Caught Stealing:	2, at Tampa Bay, August 2
.....	2, at Texas, September 9
.....	2, at Baltimore, October 3
Most Walks:	10, at Cleveland, May 7
Most Strikeouts:	17, at Chicago (A.L.), June 21 (12 innings)
Most Strikeouts (9-inning games):	15, vs. Houston, April 29
.....	15, at New York (A.L.), May 10
.....	15, at Los Angeles (A.L.), May 26
Most Sac Hits:	2, at Chicago (A.L.), June 21 (12 innings)
Most Sac Hits (9-inning games):	1, done 5 times.
Most Sac Flies:	2, at Boston, April 20
.....	2, at New York (A.L.), May 11
Most Hit-By-Pitch:	2, done 7 times.
Most GDP:	3, done 5 times.



INDIVIDUAL – GAME (PITCHING)

Most Innings Pitched:	8.0, done 5 times.
Most Hits Allowed:	12, Thomas Hatch, vs. Tampa Bay, July 2
Most Batters Faced:	29, Alek Manoah, vs. Cincinnati, May 21
	29, Alek Manoah, vs. Chicago (A.L.), June 2
	29, Jose Berrios, at Detroit, June 10
Most Runs Allowed:	10, Thomas Hatch, vs. Tampa Bay, July 2
Most Earned Runs:	10, Thomas Hatch, vs. Tampa Bay, July 2
Most Home Runs:	3, Yusei Kikuchi, vs. Minnesota, June 3
	3, Jose Berrios, at Chicago (A.L.), June 20
	3, Thomas Hatch, vs. Tampa Bay, July 2
	3, Yusei Kikuchi, at Baltimore, August 8
Most Walks:	5, Yusei Kikuchi, at Houston, April 24 (10 innings)
	5, Yusei Kikuchi, at Oakland, July 5
Most Strikeouts:	13, Jose Berrios, vs. Minnesota, June 4
	13, Jose Berrios, vs. Philadelphia, July 12
Most Hit-By-Pitch:	2, done 5 times.

INDIVIDUAL – GAME (BATTING)

Most At-Bats:	7, Raimel Tapia, at Boston, July 22
	7, Lourdes Gurriel Jr., at Boston, July 22
Most Plate Appearances:	7, done 6 times.
Most Runs:	4, done 6 times.
Most Hits:	6, Lourdes Gurriel Jr., at Boston, July 22
Most Doubles:	3, Bo Bichette, at Texas, September 10
Most Triples:	1, done 12 times.
Most Home Runs:	3, Vladimir Guerrero Jr., at New York (A.L.), April 13
	3, Bo Bichette, at Baltimore, September 5
Most Extra-Base Hits:	4, Vladimir Guerrero Jr., at New York (A.L.), April 13
Most Total Bases:	14, Vladimir Guerrero Jr., at New York (A.L.), April 13
Most Runs Batted In:	6, Raimel Tapia, at Boston, July 22
	6, Danny Jansen, at Boston, July 22
Most Stolen Bases:	2, Teoscar Hernandez, at Seattle, July 8 (11 innings)
Most Stolen Bases (9-inning games):	1, done 58 times.
Most Caught Stealing:	1, done 35 times.
Most Walks:	3, done 11 times.
Most Strikeouts:	4, done 8 times.
Most Sac Hits:	1, done 8 times.
Most Sac Flies:	1, done 33 times.
Most Hit-By-Pitch:	2, Teoscar Hernandez, vs. Texas, April 9
Most GDP:	2, done 6 times.

BOSTON TEE OFF PARTY

The Toronto Blue Jays had a record-setting night on July 22, 2022 at Fenway Park in Boston. The Blue Jays beat their division rivals by a score of 28-5, setting franchise records in both hits (29) and runs. Additionally, their +23 run differential was also a franchise high for a single game, and nearly doubled their season mark to that point (+24 entering the night). They became the sixth team in the modern era (since 1901) to score at least 28 runs in a single game, two runs shy of the all-time record of 30 runs set by the Texas Rangers on Aug. 22, 2007 at BAL(1). Every starter in the Toronto lineup notched multiple hits and scored multiple runs, the first time that's been done in team history and the fourth time in the modern era.

Naturally, there were plenty of impressive individual efforts on the night. Lourdes Gurriel Jr. went 6-for-7 with a double, five RBI, and three runs scored. He joined Frank Catalanotto as the only players in Blue Jays history with six hits in a single game (May 1, 2004 at CWS (2)). Gurriel Jr. also became the third player in team history with at least five hits and five RBI in a game, joining Roy Howell (5H, 9RBI on Sept. 10, 1977 at NYY) and Yangervis Solarte (5H, 6RBI on May 3, 2018 (1) at CLE).

Raimel Tapia provided the most exciting moment of the night, racing around the bases for an inside-the-park grand slam in the 3rd inning. He joined Junior Felix as the only Blue Jays ever with an inside-the-park grand slam. He finished the game 3-for-7 with a double, a homer, and a career-high six runs driven in.

Danny Jansen crushed a pair of home runs, a three-run shot in the 4th and a two-run blast in the 6th. The backstop notched career-highs in both RBI (6) and runs scored (4). With Jansen and Tapia each recording six RBI, it marked the first time in MLB history a team's number nine hitter and leadoff hitter each drove in six runs in the same game. The team also had three players drive in at least five runs each in a single game for the first time in Toronto history and the ninth time in MLB history (Jansen - 6, Tapia - 6, Gurriel - 5).



2022 TORONTO BLUE JAYS

FINAL STATISTICS

BATTING

#	Player	B	AVG	G	AB	R	H	TB	2B	3B	HR	RBI	BB	IBB	SO	SB	CS	OBP	SLG	OPS	PA	SAC	SF	HBP	GIDP	E
11	Bichette, B	R	.290	159	652	91	189	306	43	1	24	93	41	0	155	13	8	.333	.469	.802	697	0	2	2	21	23
8	Biggio, C	L	.202	97	257	43	52	90	18	1	6	24	38	0	85	2	0	.318	.350	.668	303	1	1	6	2	4
25	Bradley Jr., J	L	.178	40	73	9	13	20	4	0	1	9	7	0	19	0	0	.250	.274	.524	80	0	0	0	2	2
44	Capra, V	R	.200	8	5	2	1	1	0	0	0	0	2	0	1	0	0	.429	.200	.629	7	0	0	0	0	0
26	Chapman, M	R	.229	155	538	83	123	233	27	1	27	76	68	1	170	2	2	.324	.433	.757	621	0	5	10	7	5
21	Collins, Z	L	.194	26	72	7	14	30	4	0	4	10	6	0	31	0	0	.266	.417	.683	79	0	0	1	0	1
5	Espinal, S	R	.267	135	449	51	120	166	25	0	7	51	36	1	68	6	6	.322	.370	.692	491	1	3	2	12	6
27	Guerrero Jr., V	R	.274	160	638	90	175	306	35	0	32	97	58	6	116	8	3	.339	.480	.819	706	0	4	6	26	10
13	Gurriel Jr., L	R	.291	121	453	52	132	181	32	1	5	52	31	1	83	3	4	.343	.400	.743	493	0	2	6	11	3
22	Heineman, T	S	.267	10	15	2	4	6	2	0	0	1	0	0	4	0	0	.267	.400	.667	16	1	0	0	1	1
37	Hernández, T	R	.267	131	499	71	133	245	35	1	25	77	34	0	152	6	3	.316	.491	.807	535	0	0	2	18	4
9	Jansen, D	R	.260	72	215	34	56	111	10	0	15	44	25	1	44	1	0	.339	.516	.855	248	0	5	3	1	7
29	Katoh, G	L	.143	8	7	2	1	2	1	0	0	0	3	0	1	0	0	.400	.286	.686	11	1	0	0	0	0
30	Kirk, A	R	.285	139	470	59	134	195	19	0	14	63	63	2	58	0	0	.372	.415	.787	541	0	4	4	11	3
51	Lopez, O	R	.667	8	9	0	6	6	0	0	0	3	1	0	1	0	1	.700	.667	1.367	10	0	0	0	0	0
1	Merrifield, W	R	.281	44	121	19	34	54	5	0	5	16	8	0	24	1	2	.323	.446	.769	130	0	1	0	3	0
55	Moreno, G	R	.319	25	69	10	22	26	1	0	1	7	4	0	8	0	0	.356	.377	.733	73	0	0	0	2	2
4	Springer, G	R	.267	133	513	89	137	242	22	4	25	76	54	1	100	14	2	.342	.472	.814	583	0	5	7	7	1
15	Tapia, R	L	.265	128	411	47	109	156	20	3	7	52	16	0	81	8	2	.292	.380	.672	433	3	1	0	12	3
7	Zimmer, B	L	.101	100	89	14	9	19	4	0	2	5	5	0	41	3	2	.200	.213	.413	101	1	0	6	0	1
TORONTO			.264	162	5555	775	1464	2395	307	12	200	756	500	13	1242	67	35	.329	.431	.760	6158	8	33	55	136	82
OPPONENTS			.247	162	5493	679	1356	2194	260	19	180	656	424	15	1390	83	33	.308	.399	.707	6053	14	42	76	97	

LONGEST RAIN DELAYS

AT EXHIBITION STADIUM

- 3:34 delay to start game vs. CLE, Aug. 2, 1987 (W 11-5)... Game started at 5:09 pm and ended at 7:55 pm (time of game-2:46).
- 3:18 delay to start game vs. BOS, Sept. 26, 1985 (L 4-1)...Game started at 1:53 pm and ended at 1:02 am (time of game-2:09).
- 3:16 delay in bottom of 5th inning vs. BOS, June 22, 1985 (L 5-3)...Game started at 1:39 pm and ended at 7:47 pm (time of game-2:25).
- 3:01 delay vs. BOS, June 17, 1984 (W 5-3)... 1:33 delay to start game and 1:28 delay at start of bottom of the 5th inning...Game started at 3:08 pm and ended 7:47 pm (time of game-2:48).

AT ROGERS CENTRE

- 0:26 delay on July 26, 2003 vs. the Chicago White Sox
- 0:14 delay on Aug. 10, 1991 vs. the Boston Red Sox

LONGEST RAIN DELAYS ON THE ROAD

- 3:47 delay in the 5th inning at CLE, April 10, 2009... Game started at 4:08 pm and ended at 11:20 pm.
- 3:32 delay to start the game at NYY, Aug. 22, 2013... Game started at 4:37 pm and ended at 7:44 pm.
- 3:05 delay to start game at CIN, June 8, 2003...Game started at 1:15 pm and ended at 3:37 pm.
- 2:41 delay to start game at COL, June 28, 2016 (W, 14-9)...Game started at 9:21 pm and ended at 1:30 am.

LATEST ENDING GAMES

- 1:30 am at COL, June 28, 2016 (time of game-3:51), W 14-9.
- 1:25 am at BAL, June 19, 1998 (time of game-5:49), L 7-4 in 15 innings.
- 1:06 am vs. LAA, April 10, 2021 (time of game-3:21), W 15-1...2:38 rain delay to start game.
- 1:06 am at BOS, May 3, 1996 (time of game-3:20), L 8-7...Suspended game after 6 innings, resumed next day.
- 1:05 am vs. NYY, Apr. 19, 2001 (at SkyDome, time of game-5:57), L 6-5 in 17 innings.
- 1:02 am vs. BOS, Sept. 26, 1985 vs. BOS (time of game-2:09), L 4-1...3:18 delay to start game.
- 1:02 am at BAL, Aug. 3, 1984 (time of game-2:45), W 5-2...2:07 rain delay in top of 4th inning.



PITCHING

#	Player	T	W	L	ERA	G	GS	CG	SHO	GF	HLD	SV	SVO	IP	H	R	ER	HR	HB	BB	IBB	SO	AVG	WP	BK	GDP	BF	
64	Anderson, S	R	0	0	18.00	1	0	0	0	0	1	0	0	1.0	4	2	2	0	0	0	0	0	.667	0	0	0	7	
43	Banda, A	L	0	1	4.26	7	1	0	0	2	0	0	0	6.1	7	3	3	1	0	3	0	7	.292	0	0	0	27	
52	Bass, A	R	2	0	1.75	28	0	0	0	5	7	0	1	25.2	19	5	5	5	0	10	1	28	.207	1	0	3	102	
38	Beasley, J	R	0	0	4.80	9	0	0	0	5	1	0	0	15.0	14	9	8	4	2	5	0	19	.250	0	0	0	64	
17	Berrios, J	R	12	7	5.23	32	32	0	0	0	0	0	0	172.0	199	103	100	29	11	45	0	149	.288	3	0	11	753	
56	Borucki, R	L	0	0	9.95	11	0	0	0	2	2	0	0	6.1	7	7	7	2	1	5	0	8	.269	0	0	0	33	
60	Castillo, M	R	0	0	3.05	9	2	0	0	4	0	0	0	20.2	15	9	7	4	0	5	0	20	.197	1	0	2	81	
90	Cimber, A	R	10	6	2.80	77	0	0	0	15	19	4	8	70.2	66	28	22	6	8	13	1	58	.248	1	0	4	293	
59	Francis, B	R	0	0	0.00	1	0	0	0	1	0	0	0	0.2	1	0	0	0	0	0	0	1	.333	0	0	0	3	
91	Gage, M	L	0	1	1.38	11	0	0	0	5	0	0	1	13.0	6	4	2	1	1	6	1	12	.146	0	0	1	50	
93	Garcia, Y	R	4	5	3.10	61	0	0	0	9	23	1	5	61.0	48	26	21	6	4	16	3	58	.215	1	1	4	247	
34	Gausman, K	R	12	10	3.35	31	31	0	0	0	0	0	0	174.2	188	72	65	15	1	28	0	205	.272	2	2	9	725	
60	Griffin, F	L	0	0	0.00	1	0	0	0	1	0	0	0	2.0	1	0	0	0	0	1	0	2	.143	0	0	0	8	
31	Hatch, T	R	0	1	19.29	1	1	0	0	0	0	0	0	4.2	12	10	10	3	1	2	0	4	.522	0	0	0	3	26
47	Kay, A	L	0	0	4.50	1	0	0	0	1	0	0	0	2.0	2	1	1	0	1	1	0	3	.286	0	0	0	10	
16	Kikuchi, Y	L	6	7	5.19	32	20	0	0	4	0	1	2	100.2	93	67	58	23	9	58	0	124	.243	3	0	7	454	
62	Lawrence, C	R	0	1	7.50	6	0	0	0	2	0	0	0	1.80	23	15	15	5	1	4	0	11	.315	0	0	0	2	79
6	Manoah, A	R	16	7	2.24	31	31	0	0	0	0	0	0	196.2	144	55	49	16	15	51	0	180	.202	5	0	12	786	
58	Mayza, T	L	8	1	3.14	63	0	0	0	9	17	2	6	48.2	42	19	17	7	1	12	2	44	.237	2	1	6	193	
1	Merrifield, W	R	0	0	18.00	1	0	0	0	1	0	0	0	1.0	2	2	2	1	1	0	0	0	.400	0	0	0	6	
67	Merryweather, J	R	0	3	6.75	26	1	0	0	6	1	0	1	26.2	31	20	20	4	2	7	1	23	.292	1	0	2	119	
35	Phelps, D	R	0	2	2.83	65	1	0	0	11	9	1	2	63.2	52	22	20	2	4	31	0	64	.220	3	0	4	272	
56	Pop, Z	R	2	0	1.89	17	0	0	0	2	2	0	0	19.0	18	4	4	1	1	2	0	11	.254	0	0	2	74	
33	Richards, T	R	3	2	5.34	62	4	0	0	10	8	0	1	64.0	57	41	38	9	1	35	1	82	.238	3	0	3	281	
68	Romano, J	R	5	4	2.11	63	0	0	0	52	3	36	42	64.0	44	18	15	4	4	21	4	73	.190	0	0	5	258	
54	Romo, S	R	0	1	4.91	6	0	0	0	2	0	0	0	3.2	1	3	2	1	0	2	1	3	.083	0	0	0	14	
99	Ryu, H	L	2	0	5.67	6	6	0	0	0	0	0	0	27.0	32	17	17	5	0	4	0	16	.294	0	0	4	113	
46	Saucedo, T	L	0	0	13.50	4	0	0	0	0	0	0	0	2.2	6	4	4	3	0	1	0	0	.429	0	0	0	15	
48	Stripling, R	R	10	4	3.01	32	24	0	0	2	0	1	1	134.1	117	49	45	12	2	20	0	111	.229	0	0	6	536	
57	Thornton, T	R	0	2	4.11	32	0	0	0	6	3	0	0	1	46.0	40	21	21	7	1	17	0	37	.237	1	0	6	189
50	Vasquez, A	L	0	0	8.10	9	0	0	0	3	0	0	0	6.2	6	6	6	1	3	3	0	6	.231	1	1	0	32	
45	White, M	R	0	5	7.74	10	8	0	0	1	0	0	1	43.0	59	37	37	3	1	16	0	31	.321	1	0	1	203	

TORONTO	92	70	3.87	162	162	0	10	162	95	46	73	1441.11356679	620	180	76	424	15	1390.247	29	5	97	6053
OPPONENTS	70	92	4.57	162	162	0	8	162	74	33	56	1430.11464775	727	200	55	500	13	1242.264	55	3	136	6158

SUSPENDED GAMES

The Blue Jays have played five suspended games in their history.

- 1) Aug. 28, 1980 vs. MIN (L 7-5 in 15 innings)...Game was suspended after 14 innings due to 5 pm Canadian National Exhibition curfew.
- 2) Sept. 17, 1980 at NYY (L 8-7 in 13 innings)...Game was completed the next day after the contest had been halted the night before with the Jays batting in the 10th inning.
- 3) May 3, 1996 at BOS (L 8-7)...Play was stopped at 1:06 am after 6 innings due to 1:00 am curfew... The game was completed the next day.
- 4) July 23, 2008 at BAL (W 5-1)...Contest was suspended in the 6th inning due to rain with the Jays leading by a score of 2-1...The game was continued the next day on July 24.
- 5) Aug. 15, 2020 vs. TB (L 2-3)...Game was delayed for 1:57 due to rain in the middle of the 4th with the scored tied at 1-1...The contest resumed the next afternoon as the start of a doubleheader.



BATTING

#	Player	B	AVG	G	AB	R	H	TB	2B	3B	HR	RBI	BB	IBB	SO	SB	CS	OBP	SLG	OPS	PA	SAC	SF	HBP	GIDP
11	Bichette, B	R	.257	92	385	49	99	161	20	0	14	50	25	0	100	7	6	.302	.418	.720	411	0	1	0	7
8	Biggio, C	L	.221	49	131	20	29	48	11	1	2	12	23	0	46	1	0	.350	.366	.716	158	1	0	3	2
44	Capra, V	R	.200	8	5	2	1	1	0	0	0	0	2	0	1	0	0	.429	.200	.629	7	0	0	0	0
26	Chapman, M	R	.227	87	304	45	69	130	16	0	15	45	29	0	87	0	0	.300	.428	.728	340	0	3	4	5
21	Collins, Z	L	.209	24	67	7	14	30	4	0	4	10	6	0	29	0	0	.284	.448	.732	74	0	0	1	0
5	Espinal, S	R	.271	91	325	33	88	127	21	0	6	37	24	1	56	5	2	.320	.391	.711	353	0	3	1	9
27	Guerrero Jr., V	R	.271	92	351	51	95	170	15	0	20	57	38	4	69	0	0	.346	.484	.830	396	0	3	4	15
13	Gurriel Jr., L	R	.306	84	304	37	93	131	23	0	5	36	20	1	57	3	2	.356	.431	.787	331	0	2	5	6
22	Heinenman, T	S	.267	10	15	2	4	6	2	0	0	1	0	0	4	0	0	.267	.400	.667	16	1	0	0	1
37	Herrández, T	R	.265	69	264	32	70	125	17	1	12	43	17	0	81	5	3	.314	.473	.787	283	0	0	2	6
9	Jansen, D	R	.239	23	67	10	16	38	1	0	7	13	5	0	12	0	0	.307	.567	.874	75	0	1	2	0
29	Katoh, G	L	.143	8	7	2	1	2	1	0	0	0	3	0	1	0	0	.400	.286	.686	11	1	0	0	0
30	Kirk, A	R	.315	83	267	45	84	130	13	0	11	37	33	1	29	0	0	.395	.487	.882	306	0	2	4	7
51	Lopez, O	R	.000	1	0	0	0	0	0	0	0	0	0	0	0	0	0	.000	.000	.000	0	0	0	0	0
55	Moreno, G	R	.276	18	58	3	16	17	1	0	0	4	2	0	7	0	0	.300	.293	.593	60	0	0	0	2
4	Springer, G	R	.250	82	308	53	77	146	14	2	17	42	33	1	68	9	1	.330	.474	.804	353	0	4	6	3
15	Tapia, R	L	.275	75	240	27	66	93	15	0	4	25	9	0	46	5	1	.300	.388	.688	254	3	1	0	8
7	Zimmer, B	L	.110	65	73	0	8	18	4	0	2	3	5	0	32	1	1	.217	.247	.464	84	1	0	5	0

TORONTO	.262	93	3171	428	830	1373	178	4	119	415	274	8	725	36	17	.326	.433	.759	3512	7	20	37	71
OPPONENT	.249	93	3135	404	780	1282	156	11	108	392	245	7	781	47	20	.309	.409	.718	3448	11	28	40	62

PITCHING

#	Player	T	W	L	ERA	G	GS	CG	SHO	GF	HLD	SV	SVO	IP	H	R	ER	HR	HB	BB	IBB	SO	AVG	WP	BK	GIDP
64	Anderson, S	R	0	0	18.00	1	0	0	0	1	0	0	0	1.0	4	2	2	0	0	0	0	0	.667	0	0	0
43	Banda, A	L	0	1	8.10	4	1	0	0	1	0	0	0	3.1	5	3	3	1	0	1	0	3	.357	0	0	0
38	Beasley, J	R	0	0	6.30	6	0	0	0	4	0	0	0	10.0	10	7	7	2	1	3	0	13	.263	0	0	
17	Berrios, J	R	7	4	5.22	19	19	0	0	0	0	0	0	101.2	114	59	59	20	6	24	0	93	.279	2	0	6
56	Borucki, R	L	0	0	9.95	11	0	0	0	2	2	0	0	6.1	7	7	7	2	1	5	0	8	.269	0	0	
60	Castillo, M	R	0	0	3.38	7	2	0	0	3	0	0	0	18.2	15	9	7	4	0	3	0	19	.214	1	0	
90	Chimber, A	R	8	3	3.15	42	0	0	0	9	9	4	8	40.0	35	17	14	4	1	6	1	31	.238	0	2	
59	Francis, B	R	0	0	0.00	1	0	0	0	1	0	0	0	0.2	1	0	0	0	0	0	0	1	.333	0	0	
91	Gage, M	L	0	1	1.38	11	0	0	0	5	0	0	0	13.0	6	4	2	1	1	6	1	12	.146	0	1	
93	Garcia, Y	R	1	3	2.90	32	0	0	0	4	13	0	0	31.0	21	11	10	3	2	5	0	30	.191	0	1	
34	Gausman, K	R	6	7	2.87	17	17	0	0	0	0	0	0	94.0	103	37	30	3	0	18	0	106	.276	1	1	
31	Hatch, T	R	0	1	19.29	1	1	0	0	0	0	0	0	4.2	12	10	10	3	1	2	0	4	.522	0	3	
47	Kay, A	L	0	0	4.50	1	0	0	0	1	0	0	0	2.0	2	1	1	0	1	1	0	3	.286	0	0	
16	Kikuchi, Y	L	3	5	5.12	16	16	0	0	0	0	0	0	65.0	61	43	37	14	6	41	0	74	.249	3	0	
62	Lawrence, C	R	0	1	8.04	5	0	0	0	2	0	0	0	15.2	20	14	14	5	1	3	0	9	.317	0	2	
6	Manoah, A	R	10	4	2.28	18	18	0	0	0	0	0	0	114.2	85	34	29	10	9	25	0	103	.205	3	0	
58	Mayza, T	L	3	0	2.54	33	0	0	0	4	8	0	3	28.1	26	9	8	2	1	8	1	23	.257	2	1	
77	Merryweather, J	R	0	2	6.38	20	0	0	0	5	1	0	1	18.1	23	13	13	2	2	3	1	17	.311	1	0	
35	Phelps, D	R	0	2	2.70	39	0	0	0	4	6	1	2	36.2	28	13	11	0	1	18	0	33	.214	3	0	
33	Richards, T	R	2	1	5.30	36	0	0	0	6	6	0	0	35.2	31	22	21	7	1	20	1	45	.235	1	0	
68	Romano, J	R	3	2	2.65	35	0	0	0	30	1	20	23	34.0	26	12	10	3	1	14	1	39	.210	0	3	
54	Romo, S	R	0	1	4.91	6	0	0	0	2	0	0	0	3.2	1	3	2	1	0	2	1	3	.083	0	0	
99	Ryu, H	L	2	0	5.67	6	6	0	0	0	0	0	0	27.0	32	17	17	5	0	4	0	16	.294	0	4	
46	Saucedo, T	L	0	0	13.50	4	0	0	0	0	0	0	0	2.2	6	4	4	3	0	1	0	0	.429	0	0	
48	Stripling, R	R	5	3	3.03	21	13	0	0	2	0	1	1	74.1	66	29	25	6	0	14	0	61	.232	0	4	
57	Thornton, T	R	0	2	4.38	26	0	0	0	4	3	0	1	37.0	34	18	18	6	1	15	0	29	.246	1	0	
50	Vasquez, A	L	0	0	8.10	9	0	0	0	3	0	0	0	6.2	6	6	6	1	3	3	0	6	.231	1	1	

TORONTO	50	43	3.97	93	93	0	6	93	49	26	43	826.0	780	404	364	108	40	245	7	781	.249	19	3	62
----------------	-----------	-----------	-------------	-----------	-----------	----------	----------	-----------	-----------	-----------	-----------	--------------	------------	------------	------------	------------	-----------	------------	----------	------------	-------------	-----------	----------	-----------



2022 POST ALL-STAR BREAK

BATTING

#	Player	B	AVG	G	AB	R	H	TB	2B	3B	HR	RBI	BB	IBB	SO	SB	CS	OBP	SLG	OPS	PA	SAC	SF	HBP	GDP
11	Bichette, B	R	.337	67	267	42	90	145	23	1	10	43	16	0	55	6	2	.378	.543	.921	286	0	1	2	14
8	Biggio, C	L	.183	48	126	23	23	42	7	0	4	12	15	0	39	1	0	.283	.333	.616	145	0	1	3	0
25	Bradley Jr., J	L	.178	40	73	9	13	20	4	0	1	9	7	0	19	0	0	.250	.274	.524	80	0	0	0	2
26	Chapman, M	R	.231	68	234	38	54	103	11	1	12	31	39	1	83	2	2	.352	.440	.792	281	0	2	6	2
21	Collins, Z	L	.000	2	5	0	0	0	0	0	0	0	0	0	2	0	0	.000	.000	.000	5	0	0	0	0
5	Espinal, S	R	.258	44	124	18	32	39	4	0	1	14	12	0	12	1	4	.328	.315	.643	138	1	0	1	3
27	Guerrero Jr., V	R	.279	68	287	39	80	136	20	0	12	40	20	2	47	8	2	.329	.474	.803	310	0	1	2	11
13	Gurriel Jr., L	R	.262	37	149	15	39	50	9	1	0	16	11	0	26	0	2	.317	.336	.653	162	0	0	1	5
37	Hernández, T	R	.268	62	235	39	63	120	18	0	13	34	17	0	71	1	0	.317	.511	.828	252	0	0	0	12
9	Jansen, D	R	.270	49	148	24	40	73	9	0	8	31	20	1	32	1	0	.353	.493	.846	173	0	4	1	1
30	Kirk, A	R	.246	56	203	14	50	65	6	0	3	26	30	1	29	0	0	.340	.320	.660	235	0	2	0	4
51	Lopez, O	R	.667	7	9	0	6	6	0	0	0	3	1	0	1	0	1	.700	.667	.367	10	0	0	0	0
1	Merrifield, W	R	.281	44	121	19	34	54	5	0	5	16	8	0	24	1	2	.323	.446	.769	130	0	1	0	3
55	Moreno, G	R	.545	7	11	7	6	9	0	0	1	3	2	0	1	0	0	.615	.818	.433	13	0	0	0	0
4	Springer, G	R	.293	51	205	36	60	96	8	2	8	34	21	0	32	5	1	.360	.468	.828	230	0	1	1	4
15	Tapia, R	L	.251	53	171	20	43	63	5	3	3	27	7	0	35	3	1	.281	.368	.649	179	0	0	0	4
7	Zimmer, B	L	.063	35	16	4	1	1	0	0	0	2	0	0	9	2	1	.118	.063	.181	17	0	0	1	0
TORONTO			.266	69	2384	347	634	1022	129	8	81	341	226	5	517	31	18	.332	.429	.761	2646	1	13	18	65
OPPONENT			.244	69	2358	275	576	912	104	8	72	264	179	8	609	36	13	.306	.387	.693	2593	3	14	36	35

PITCHING

#	Player	T	W	L	ERA	G	GS	CG	SHO	GF	HLD	SV	SVO	IP	H	R	ER	HR	HB	BB	IBB	SO	AVG	WP	BK	GDP
43	Banda, A	L	0	0	0.00	3	0	0	0	1	0	0	0	3.0	2	0	0	0	0	2	0	4	.200	0	0	0
52	Bass, A	R	2	0	1.75	28	0	0	0	5	7	0	1	25.2	19	5	5	5	0	10	1	28	.227	1	0	3
38	Beasley, J	R	0	0	1.80	3	0	0	0	1	1	0	0	5.0	4	2	1	2	1	2	0	6	.222	0	0	0
17	Berrios, J	R	5	3	5.25	13	0	0	0	0	0	0	0	70.1	85	44	41	9	5	21	0	56	.300	1	0	5
60	Castillo, M	R	0	0	0.00	2	0	0	0	1	0	0	0	2.0	0	0	0	0	0	2	0	1	.000	0	0	0
90	Cimber, A	R	2	3	2.35	35	0	0	0	6	10	0	0	30.2	31	11	8	2	7	7	0	27	.261	1	0	2
93	Garcia, Y	R	3	2	3.30	29	0	0	0	5	10	1	2	30.0	27	15	11	3	2	11	3	28	.239	1	1	3
34	Gausman, K	R	6	3	3.90	14	14	0	0	0	0	0	0	80.2	85	35	35	12	1	10	0	99	.268	1	1	4
60	Griffin, F	L	0	0	0.00	1	0	0	0	1	0	0	0	2.0	1	0	0	0	0	1	0	2	.143	0	0	0
16	Kikuchi, Y	L	3	2	5.30	16	4	0	0	4	0	1	2	35.2	32	24	21	9	3	17	0	50	.232	0	0	1
62	Lawrence, C	R	0	0	3.86	1	0	0	0	0	0	0	0	1.2	1	3	1	1	0	0	1	2	.300	0	0	0
6	Manoah, A	R	6	3	2.20	13	13	0	0	0	0	0	0	82.0	59	21	20	6	6	26	0	77	.198	2	0	5
58	Mayza, T	L	5	1	3.98	30	0	0	0	5	9	2	3	20.1	16	10	9	5	0	4	1	21	.211	0	0	1
1	Merrifield, W	R	0	0	18.00	1	0	0	0	1	0	0	0	1.0	2	2	2	1	1	0	0	0	.400	0	0	0
67	Merryweather, J	R	0	1	7.56	6	1	0	0	1	0	0	0	8.1	8	7	7	2	0	4	0	6	.250	0	0	1
35	Phelps, D	R	0	0	3.00	26	1	0	0	7	3	0	0	27.0	24	9	9	2	3	13	0	31	.229	0	0	1
56	Pop, Z	R	2	0	1.89	18	0	0	0	2	2	0	0	19.0	18	4	4	1	1	2	0	11	.254	0	0	2
43	Richards, T	R	1	1	5.40	26	4	0	0	4	2	0	1	28.1	26	19	17	2	0	15	0	37	.241	2	0	1
68	Romano, J	R	2	2	1.50	28	0	0	0	22	2	16	19	30.0	18	6	5	1	3	7	3	34	.167	0	0	2
48	Stripling, R	R	5	1	3.00	11	11	0	0	0	0	0	0	60.0	51	20	20	6	2	6	0	50	.225	0	0	2
57	Thornton, T	R	0	0	3.00	6	0	0	0	2	0	0	0	9.0	6	3	3	1	0	2	0	8	.194	0	0	1
45	White, M	R	0	5	7.74	10	8	0	0	1	0	0	1	43.0	59	37	37	3	1	16	0	31	.321	1	0	1
TORONTO			42	27	3.74	69	69	0	4	69	46	20	30	615.1	576	275	256	72	36	179	8	609	.244	10	2	35

BIOGRAPHIES
 LAST SEASON
 HISTORY
 RECORDS
 OPPONENTS
 PLAYER DEV.
 MEDIA & MISC.



2022 MISCELLANEOUS STATISTICS

BIOGRAPHIES

LAST SEASON

HISTORY

RECORDS

OPPONENTS

PLAYER DEV.

MEDIA & MISC.

	HOME		ROAD		TOTALS	
	W	L	W	L	W	L
vs. Baltimore Orioles	5	5	5	4	10	9
vs. Boston Red Sox	8	2	8	1	16	3
vs. New York Yankees	3	6	5	5	8	11
vs. Tampa Bay Rays	5	5	4	5	9	10
TOTALS VS. EAST	21	18	22	15	43	33

vs. Cleveland Guardians	1	2	1	3	2	5
vs. Chicago White Sox	3	0	1	2	4	2
vs. Detroit Tigers	3	1	2	1	5	2
vs. Kansas City Royals	3	1	2	1	5	2
vs. Minnesota Twins	1	2	2	2	3	4
TOTALS VS. CENTRAL	11	6	8	9	19	15

vs. Houston Astros	2	1	2	1	4	2
vs. Los Angeles Angels	0	3	4	0	4	3
vs. Oakland Athletics	2	1	1	2	3	3
vs. Seattle Mariners	2	1	0	4	2	5
vs. Texas Rangers	2	1	2	1	4	2
TOTALS VS. WEST	8	7	9	8	17	15

TOTALS VS. A.L.	40	31	39	32	79	63
------------------------	-----------	-----------	-----------	-----------	-----------	-----------

vs. Chicago Cubs	2	1	0	0	2	1
vs. Cincinnati Reds	2	1	0	0	2	1
vs. Milwaukee Brewers	0	0	1	2	1	2
vs. Philadelphia Phillies	2	0	1	1	3	1
vs. Pittsburgh Pirates	0	0	3	0	3	0
vs. St. Louis Cardinals	1	1	1	1	2	2
TOTALS VS. N.L.	7	3	6	4	13	7

OVERALL TOTALS	47	34	45	36	92	70
-----------------------	-----------	-----------	-----------	-----------	-----------	-----------

DOUBLEHEADERS	
HOME	WON 0 LOST 1 SPLIT 1
ROAD	WON 1 LOST 0 SPLIT 2

ATTENDANCE	
HOME	2,653,830 (81 DATES) 32,763 AVG
ROAD	2,049,866 (81 DATES) 26,280 AVG

	TOR	OPP.
Double Plays	120	136
Triple Plays	0	1
Left On Base	1,107	1,067
Solo HR	108	105
Two-Run HR	59	58
Three-Run HR	28	15
Grand Slam HR	5	2
Home Runs (Home)	102	102
Home Runs (Away)	98	78

	HOME		ROAD		TOTALS	
	W	L	W	L	W	L
Shutouts	4	5	6	3	10	8
SHO - Individual	0	0	0	0	0	0
Extra Innings	5	1	3	6	8	7
One-Run Decisions	18	5	12	15	30	20
Two-Run Decisions	6	8	3	3	9	11
vs. LH Starters	6	10	6	10	12	20
vs. RH Starters	41	24	39	26	80	50
Grass Fields	0	0	39	30	39	30
Artificial Fields	47	34	6	6	53	40
Day Games	19	14	16	14	35	28
Night Games	28	20	29	22	57	42

	WON	LOST
Starters	55	43
Relievers	37	27
Streaks	8	5

200 HOME RUNS

The Blue Jays have had 13 seasons in which they hit at least 200 home runs. Toronto hit a club-record 262 home runs in 2021 to lead the Majors.

Season	Home Runs
2021	262
2010	257
2019	247
2000	244
2015	232
2017	222
2016	221
1998	221
2018	217
1987	215
1999	212
2009	209
2022	200





TORONTO BLUE JAYS HISTORY

1993 WORLD SERIES CHAMPIONS

HISTORY OF THE TORONTO BLUE JAYSSM



1977 – First Pitch: On April 7, 1977, 44,649 fans brave snow and freezing temperatures as the Blue Jays play their first ever regular season game, a 9-5 win over the Chicago White Sox at Exhibition Stadium.

1970s

The City of Toronto was awarded a franchise in the American League on March 26, 1976 and named Peter Bavasi Executive Vice-President and General Manager on June 18. On August 12, the “Blue Jays” were selected by Directors from over 4,000 names and 30,000 entries in a “Name the Team” contest. Roy Hartsfield became the first on-field Manager and catcher Phil Roof was purchased from the Chicago White Sox, becoming the first player in franchise history.

On March 11, 1977, the Blue Jays played their first spring training game, defeating the New York Mets in Dunedin, Florida, by a 3-1 score. On April 7, 1977, 44,649 fans braved snow and freezing temperatures as the Blue Jays won their first ever regular season game, 9-5, over the Chicago White Sox. Doug Ault became an instant hero, hitting two home runs in the contest. Their inaugural season included a 19-3 win over the Yankees, with Roy Howell collecting nine RBI, while the season total home attendance of 1,701,052 set a record for a first-year expansion club.



Bell/Moseby/Barfield: George Bell, Lloyd Moseby and Jesse Barfield played together in Toronto’s outfield for six straight seasons from 1984-1989

Over the next two seasons, in 1978 and 1979, the Blue Jays saw several firsts. Jim Clancy got the 4-2 victory in front of 44,327 fans on April 22, 1978, which is marked by the pitcher starting the first triple play in franchise history. On June 26, 1978, the Blue Jays exploded for a franchise-high 24 runs. Bobby Mattick became the team’s second Manager on October 18, 1979. For his performance in 1979, SS Alfredo Griffin was named co-winner of the AL Rookie of the Year Award. From December 2-7, Toronto played host to the Winter Meetings, the first held outside the United States.

1980s

The 1980’s represented a new phase for the franchise, as the club rose from an expansion team to a formidable AL East contender by the end of the decade. In 1980, still in the early years, the club set a franchise record with 67 victories while pushing attendance past six million, an expansion record. Field manager Bobby Cox took over the reins in 1982 and led the club to new heights in his four years as Manager. 1982 saw the team climb out of the basement for the first time in its history, winning 78 games to finish in a tie for 6th with Cleveland.

1983 marked a significant time as the Blue Jays finished over .500 for the first time in franchise history with an 89-73 record, good for 4th place and only nine games out of first. Notable performances included the first 100 RBI season by a Blue Jay (Willie Upshaw) and first 100-run season (Lloyd Moseby). The Blue Jays became only the second team in league history to win Player of the Week honours in three consecutive weeks, when Luis Leal, Dave Stieb, and Lloyd Moseby turned the trick in May. The enthusiasm for the club continued to build as a record 9,104 season tickets were sold for the 1984 season. Fans saw their club march up the standings for a second-place finish at 89-73, solidifying their position as AL East contenders. Over the course of the season, the Blue Jays claimed 19 one-run contests in a row, while Cliff Johnson set a then Major League record mark for pinch-hit home runs with his 19th career shot. All of this was witnessed by 2,110,009 fans, which put the Blue Jays in elite company as just the 18th franchise to top two million fans in a season.

PLAYOFF BOUND:

The ascent to AL East Champions was complete in 1985. On the second to last day of the regular season, the Blue Jays defeated the New York Yankees by a 5-1 score to secure their first postseason berth. During the 1985 season a Blue Jays ticket was a hot commodity. On July 27, the club saw average attendance top 30,000 per game for the first time. 47,686 fans showed up for an October 4th contest vs. New York to set a single game mark, while final attendance reaches a new high of 2,468,925. Season ticket sales are capped at 11,500.

The Blue Jays’ first foray into the playoffs provided lots of drama and some solid learning experiences for future





George Bell MVP: George Bell cemented himself as the AL's best, posting a .308 average with 47 home runs and 134 RBI to earn MVP honours. He is one of two players in franchise history to win the award (Josh Donaldson - 2015).

years. Jumping out to 2-0 and 3-1 series leads vs. the AL West Champion Kansas City Royals, it appeared inevitable that the Blue Jays would make their first World Series appearance. Unfortunately, the Kansas City Royals had other ideas, coming from behind to become only the 5th club in Major League history to win a series after trailing 3-1. George Brett led the way, collecting several key hits while Jim Sundberg delivered the decisive blow off Blue Jays ace Dave Stieb, with a bases-clearing, wind-assisted triple off the top of the right-field fence in Game 7.

Heading into 1986, season tickets were capped at 14,000 as the club celebrated its 10th anniversary. On July 10, INF Darnaso Garcia became the first player to record 1,000 hits in a Blue Jays uniform, while RHP Jim Clancy became the first to win 100 games for the franchise. SS Tony Fernandez became the first to record 200 hits in a season and RF Jesse Barfield earned the franchise its first Gold Glove award. The Blue Jays dropped to 4th place in the East with an 86-76 record, as Jimmy Williams took over as team manager.

MVP:

George Bell cemented himself as the AL's best, posting a .308 average with 47 home runs and 134 RBI to earn the honour as AL MVP in 1987. He became the first Blue Jay ever selected by fans to appear in an All-Star Game. The Blue Jays set several club marks, including a 10-home run game vs. Baltimore on September 14, with Ernie Whitt belting three. A franchise record 11-game winning streak began on June 2, while attendance soared to 2,778,429, an all-time high for any AL East club. On Canada Day, a single-game record 47,828 fans packed their way into Exhibition Stadium in a contest vs. the New York Yankees. The season ended in shocking fashion as a 3.5 game lead was lost in the final week with seven consecutive losses. Four of the losses came to eventual champions, Detroit, all of them by one run, including two in extra innings. On the season's final day, LHP Jimmy Key lost a 1-0

battle to Frank Tanana with the lone run coming from a wall-scraping home run to left field by OF Larry Herndon in the 2nd inning. Key injuries to C Ernie Whitt and SS Tony Fernandez down the stretch proved to be too much to overcome.

A 3rd place finish in 1988 (87-75) was highlighted by some individual accomplishments. George Bell began the season the same way he left off his 1987 MVP campaign, becoming the first player in Major League history to hit three home runs on Opening Day and the only player over the course of the season to earn two Player of the Week awards. Dave Stieb continued his dominance of AL hitters, flirting with no-hitters on three occasions, all three one-hitters, including back-to-back one-hitters on Sept. 24 and 30. Incredibly, both games saw him lose the no-hitter with two outs in the 9th inning.

A SIGNIFICANT CHANGE:

The 1989 season began with the naming of Paul Beeston as President on January 10. On May 15, with the team sitting at 12-24, Manager Jimmy Williams was replaced by Cito Gaston on an interim basis. On May 28, the Blue Jays played their final game at Exhibition Stadium, defeating the White Sox, 7-5. The team moved into the SkyDome and capped season tickets at 26,000. The SkyDome opened on June 5 with a 5-3 loss to the Milwaukee Brewers. 49,501 watched the Blue Jays on September 16, setting a new single-season record for home attendance. The Blue Jays went on to post a 77-49 record under Cito Gaston and clinched their second division title. Dave Stieb posted two more one-hitters, and came within one out of a perfect game vs. New York on August 4, when Roberto Kelly broke up the bid with a double.

BEEN HERE BEFORE:

For the second time in five seasons, the Blue Jays were East Division Champions and fell in the Divisional Series, this time to the AL West Champion Oakland Athletics. The Blue Jays were no match for Rickey Henderson, who batted .400 in the series with a 1.609 OPS and a LCS record eight stolen bases in the five-game series. They were outscored, 31-16, with the Blue Jays only victory coming in Game 3 behind Jimmy Key.



1990s

The Toronto Blue Jays entered the 90's as an established contender, looking to build on regular season performances that had yet to yield playoff success. With the state-of-the-art SkyDome now their home, it was time to see this vision become reality.

In the first full season at SkyDome, and the first full season under Cito Gaston, the club came up just short of a post-season berth, finishing two games behind the Red Sox with an 86-76 record. The team set a Major League attendance record by passing the Dodgers' 1982 mark on September 19. Dave Stewart tossed SkyDome's first no-hitter on June 29 while pitching for the Oakland A's.

AND THEN HE WAS PERFECT:

On September 2, 1990, Dave Stieb accomplished what had appeared so elusive in his career, tossing his first and only no-hitter vs. the Cleveland Indians. Jerry Browne lined out to right fielder Junior Felix to end the contest.

In December of 1990, the Blue Jays cemented a deal that changed the fortunes of the club, acquiring future Hall of Famer 2B Roberto Alomar and OF Joe Carter from San Diego in exchange for SS Tony Fernandez and 1B Fred McGriff. Another attendance mark was set

Stieb No-Hitter: On Sept. 2, 1990 vs. Cleveland, Dave Stieb tossed the only no-hitter in Blue Jay history.





Joe Carter – 1993: *The Blue Jays won their 2nd consecutive World Series title after Joe Carter hit a walk-off home run in Game 6 vs. the Phillies to help Toronto capture the series.*

and the four-million fan barrier was broken as 4,001,526 saw the Blue Jays return to the postseason by winning the AL East with a 91-71 record. Tom Henke set a then record for consecutive saves with 25. On May 1 in Texas, Nolan Ryan no-hit the Blue Jays for his 7th and final no-hitter. Chosen to host their first All-Star Game, 52,382 fans packed the SkyDome to see Jimmy Key pick up the win for the home side.

THIRD TIME IS A CHARM:

The AL West Champion Minnesota Twins awaited the Blue Jays in the AL Championship Series. The Blue Jays came home to Toronto with a 1-1 series split, primed to make their first World Series appearance. Unfortunately, an 11-inning heartbreaker turned the series as Mike Pagliarulo homered off Mike Timlin to put the Blue Jays down, 2-1. In Game 5, the Twins finished off the series by scoring three runs in the 8th inning, winning, 8-5, and sending the Blue Jays home early once again.

Newly acquired Jack Morris led the Blue Jays into the 1992 season by making his Major League record 13th consecutive Opening Day start. He tossed a complete game in a 4-2 win in Detroit. The Blue Jays set a Major League attendance record again in 1992 with 4,028,318 fans and clinched their fourth playoff berth on October 3. Dave Winfield set a Blue Jays mark with 23 home runs as a DH while becoming the oldest player to register 100 or more RBI in a season.

TIME TO CELEBRATE:

An old foe awaited Toronto in the 1992 Championship series in the Oakland Athletics, a team very similar to the club that handled the Blue Jays just two seasons earlier in the playoffs. The Blue Jays split the first two games at home before heading to Oakland for Games 4, 5, and 6. Juan Guzman gave the Blue Jays a 2-1 series lead before a dramatic Game 4 became the catalyst for the Blue Jays' first ever World Series appearance. In Game 4 at the Coliseum, the Blue Jays found themselves down 5-1 after three and 6-1 heading into the 8th inning. They came within striking distance with a three-run 8th inning before Dennis Eckersley, one of the league's best closers, attempted to close out the game in the 9th. With a man on, Roberto Alomar delivered one of the biggest hits in franchise history, belting a game-tying two-run home run to right field. The Blue Jays went on to win, 7-6, in 11 innings and then took the series in six games.

More drama ensued in the Blue Jays' first World Series appearance, facing perennial playoff club, the Atlanta Braves. After dropping the first contest, Game 2 saw backup C/INF Ed Sprague propel the Blue Jays to their first ever World Series win with a pinch-hit, two-run home run off Jeff Reardon in a 5-4 win. Game 3, the first World Series game played outside of the US, was noteworthy for 'the catch' made by Devon White in the 4th inning, resulting in a near triple play. That was key in keeping the score tied at 2-2 in the 9th inning. Candy Maldonado drove in Roberto Alomar for the game-winner and a 2-1 series lead. After a 2-1 win in Game 4, the Blue Jays were unable to close the series out at home. Toronto needed one more dramatic at-bat to bring the World Series to Canada. Tied, 2-2, in the 11th inning of Game 6, Dave Winfield doubled down the left-field line to drive in two runs. When Mike Timlin tossed an Otis Nixon bunt to Joe Carter, the long journey to World Series Champions had concluded.

In 1993, a record-tying seven Blue Jays were selected to the All-Star team (Alomar, Carter, Hentgen, Molitor, Olerud, Ward, White). John Olerud flirted with a .400 average, going as late as August 2 at the .400 mark, and eventually became the first Blue Jay to win a batting title. In fact, the top three spots at season's end belonged to the Blue Jays (Olerud – .363, Molitor – .332, Alomar – .326), the first time in 100 years this had occurred. The Blue Jays won the AL East again, and on July 31, they acquired OF Rickey Henderson to propel them into another postseason run.

In the 1993 AL Championship Series, the Blue Jays and Chicago White Sox each won two games on opposition soil before the Blue Jays reversed the trend and took Game 5 at SkyDome. In all six games, the team that scored first won the contest. Roberto Alomar once again led the way with a .316 average, including reaching base in all five plate appearances in Game 5. Dave Stewart closed out the series, moving to 8-0 in ALCS play with a 6-3 victory.

In a highly entertaining series, the Blue Jays brought back-to-back championships to Canada, defeating the Philadelphia Phillies in six games. The series was highlighted by a classic Game 4 contest in Philadelphia on October 20 that saw the Blue Jays overcome 12-7 and 14-9 deficits with a six-run 8th inning. 10 men came to the plate in the 8th, with Devon White tying the contest with a two-out RBI triple. Rickey Henderson provided the game-winning hit in a contest that took four hours and 14 minutes to play. In Game 6 in Toronto, the Blue Jays trailed the Phillies, 6-5, entering the bottom of the 9th. Phillies closer Mitch Williams allowed a walk to Henderson and a one-out single to Molitor before Joe Carter ended the series with a three-run home run to left field. The,



"Touch 'em all, Joe! You'll never hit a bigger home run in your life," quote was made famous by longtime Blue Jays announcer Tom Cheek.

The 1994 season ended prematurely on August 12 as a player strike began. It did not end until late April of 1995. The Blue Jays did not return to the postseason during the balance of the 90's, finishing as high as 3rd in 1998 and 1999. Paul Beeston was named Canada's Baseball Man of the Year in 1994, while Howard Starkman picked up the Robert O. Fishel award for Public Relations Excellence in 1996. The Blue Jays opened their 20th season in Las Vegas vs. Oakland, a season where Pat Hentgen began a string of three successive Blue Jays CY Young award winners, with Roger Clemens winning in 1997 and 1998.



Carlos Delgado: The first baseman played with the Blue Jays for 12 seasons, from 1993-2004. He is the all-time club leader in many offensive categories, including runs (889), doubles (343), home runs (336), RBI (1,058) and walks (827).

EXCELLENCE IS MEASURED:

The Blue Jays honoured George Bell and Dave Stieb by unveiling their names as the first on the Level of Excellence. Over the years, only the most prominent Blue Jays will see their names on the outfield facade.

Joe Carter and Cito Gaston were added in 1999.


Cito Gaston ended a glorious run with the club after being relieved of his duties on September 24, 1997. During his tenure, the club won three divisional titles and two World Series.

Interleague Play began in 1997 with the Blue Jays playing the Montreal Expos in the regular season for the first time. The decade closed out with some significant accomplishments after Gord Ash assumed the role of General Manager in 1998. The same year, Tony Fernandez became the all-time hits leader and Roger Clemens became just the 11th pitcher in MLB history to record 3,000 strikeouts. Shawn Green became the first Blue Jay to post 30 home runs and 30 stolen bases in 1998. Pat Hentgen became the 4th Blue Jay to win 100 games and Billy Koch posted his 31st save in 1999 to set a then AL rookie record.

2000s:

Rogers Communications assumed control of the franchise in September of 2000. During the summer of the same year, the Blue Jays put on a

Halladay 2003 Cy Young: Roy Halladay became the third Blue Jay to win a Cy Young Award in 2003, joining Pat Hentgen (1996) and Rogers Clemens (1997-1998). Halladay is the all-time club leader in winning % (.661) while ranking 2nd in wins (148), shutouts (15) and strikeouts (1,495).



Ted Rogers: In September of 2000, local ownership returned to the Toronto Blue Jays as Rogers Communications Inc. purchased 80% control of the franchise.


power display, becoming the first Major League team to have four players with 20 or more home runs before the All-Star break (Delgado, Batista, Mondesi, Cruz). The 134 home runs at home set a new AL mark and the 244 total home runs set a new franchise record. Carlos Delgado was named Sporting News Player of the Year.

The 2001 campaign saw the club open the season with one game vs. the Texas Rangers in Puerto Rico. Raul Mondesi pulled off the first straight steal of home in franchise history and Carlos Delgado assumed the franchise lead in home runs, passing Joe Carter. Jeff Frye hit for the cycle on August 17, joining Kelly Gruber as the only Blue Jays to accomplish the feat.

Carlos Delgado's team-record streak of 432 consecutive games played came to an end on August 4, 2002. Pat Gillick was enshrined on the Level of Excellence on August 7, 2002. The 2002 campaign came to a close with Eric Hinske named AL Rookie of the Year.

On June 15, 2003, Reed Johnson became only the fourth player in MLB history to hit a leadoff and walk-off home run in the same game. Roy Halladay won 15 straight decisions in 2003 on his way to a club-record 22 wins and a Cy Young award.

On September 2, 2003, Carlos Delgado banged out four home runs to become the 15th player in MLB history to accomplish the feat. Legendary broadcaster Tom Cheek had his streak of 4,306 consecutive games come to an end after the sudden passing of his father on June 3, 2004. Later in the season, Cheek was enshrined on the Level of Excellence.



Manager Carlos Tosca was relieved of his duties on August 8, 2004 and replaced by John Gibbons. The final day of the season was overshadowed by the sudden passing of longtime Blue Jay and current broadcaster John Cerutti.

Vernon Wells picked up a Gold Glove Award in 2004 and again in 2005. On April 4, 2005, Tom Cheek called back-to-back home runs by Orlando Hudson and Vernon Wells in his last game as a Blue Jays broadcaster; he later passed away on October 9, 2005.

After key signings of A.J. Burnett and B.J. Ryan in 2006, the team went on to post its best record of the decade, finishing in 2nd place with an 87-75 record. It marked the first time the Blue Jays placed higher than 3rd since the World Series winning clubs in 1992 and 1993. They saw five players go to the All-Star Game (Halladay, Ryan, Wells, Glaus, Rios).

The Blue Jays signed free agent Frank Thomas to a two-year contract in 2007. On June 28 in Minnesota, he became just the 21st player in MLB history to hit 500 career home runs, accomplishing the feat with a 1st inning home run off Carlos Silva.

Cito Gaston made his return to the dugout as he replaced John Gibbons as Manager with the team holding a 35-39 record. Gaston led the club to a 10-game winning streak in September, finishing with a 51-37 record the rest of the way in 2008. He was rewarded with a two-year contract following the season.

General Manager JP Ricciardi was replaced following the 2009 season by assistant Alex Anthopoulos on October 3. Aaron Hill and Adam Lind had stellar offensive seasons, earning both players a Silver Slugger Award. Hill also was named Comeback Player of the Year, while Lind was recognized as the AL's best Designated Hitter, picking up the Edgar Martinez Award.

2010s

In 2010, Jose Bautista won the Hank Aaron award and a Silver Slugger award, after setting a club mark with 54 home runs. He became just the 16th player in MLB history to record 54 home runs and the 7th player to post 50 home runs, 30 doubles, and 100 walks in the same season. Overall, the team hit 257 home runs, tying for the 3rd highest total in MLB history. Brandon Morrow turned in one of the most impressive performances in franchise history on August 8 vs. Tampa Bay as his no-hit bid ended with two outs in the 9th inning. However, he finished with a one-hitter and 17 strikeouts. Cito Gaston was honoured in the final home game with a pre-game ceremony on September 29, 2010.

THE HALL IS CALLING:

Roberto Alomar, a 12-time All-Star and 10-time Gold Glove-winning second baseman, was inducted into the National Baseball Hall of Fame by the Baseball Writers' Association of America on July 24, 2011 at the Clark Sports Center in Cooperstown, NY. The two-time World Series Champion donned



Home Run Record: Jose Bautista broke the Blue Jays home run record in 2010, leading the Majors with 54 homers. He remains as the only Toronto player to hit at least 50 home runs in a season.



Cito Gaston: Cito Gaston waves goodbye as he is honoured at Rogers Centre in the final game of 2010. Gaston has the most wins as a manager in club history, amassing 913 in 1764 games (1989-1997; 2008-2010).

the Toronto Blue Jays cap in the Hall, marking the first ever Blue Jays player to be elected into the Hall of Fame. Alomar, who was in his 2nd year on the ballot, received 523 votes which then represented the 3rd highest total in history, for a 90 percent majority.

John Farrell was appointed as the 12th Manager in franchise history and led the club to an 81-81 record in his first season. Jose Bautista was once again the offensive leader, earning a second consecutive Hank Aaron award as the league's best hitter. He led the AL in home runs with 47, while also posting league leading numbers in walks (132), slugging percentage (.608) and OPS (1.056). Bautista became the first player to lead the Majors in all of the above categories since Barry Bonds in 2001, and the first AL player since Ted Williams in 1942. The fans also recognize his dominance by registering 7,454,753 All-Star votes, then the most in MLB history. In the minors, four of the Blue Jays affiliates made the playoffs, with two clubs (New Hampshire and Vancouver) winning league championships. Baseball America rated the Blue Jays Minor League system 4th, up from 19th just one year prior. On November 18, 2011, the Blue Jays unveiled a new logo that brought the "blue" back to the Blue Jays, recognizing the classic Toronto look.

In June of 2012, Jose Bautista recorded 14 home runs, 30 RBI, 22 walks and 24 runs scored in 27 games to capture his 5th career monthly award. He also finished at the top in homers, RBI, and slugging percentage (.750), and tied for 1st in walks and extra-base hits (18). His 14 homers established a new club record for the most home runs in any single month and marked the most in a calendar month by any player since Colorado's Troy Tulowitzki hit 15 round trippers in September of 2010. It also was the most for an AL player since New York's Alex Rodriguez hit 14 home runs in April of 2007.

On Sept. 18, 2012, the club announced that they had entered into a Player Development Contract with the Buffalo Bisons of the International League (AAA). On Oct. 21, 2012, the Blue Jays released Manager John Farrell from his contract as he was hired by the Red Sox to take over that same position with them, an agreement reached by both teams. On Nov. 19, 2012, the Blue Jays and Marlins completed the biggest trade in baseball history, measured in number of players changing hands, as Toronto acquired RHP Josh Johnson, LHP Mark Buehrle, SS Jose Reyes, IF/OF Emilio Bonifacio, and C John Buck in exchange for C Jeff Mathis, SS Yunel Escobar, SS Adeiny Hechavarria, RHP Henderson Alvarez, LHP Justin Nicolino, OF Jake Marisnick, and RHP Anthony Desclafani. On Nov. 20, the Blue Jays hired John Gibbons as Manager to take over for John Farrell. Gibbons became the second person to have two tenures as Blue Jays Manager, along with Cito Gaston. General Manager Alex Anthopoulos made another big splash in the offseason by acquiring the 2012 NL Cy Young award winner, RHP R.A. Dickey, from the New York





Tom Cheek: Tom Cheek, who called the first 4,306 regular-season and 41 postseason games in Toronto Blue Jays history, was selected as the 2013 recipient of the Ford C. Frick Award, presented annually for excellence in broadcasting by the National Baseball Hall of Fame and Museum. Cheek, who passed away on Oct. 9, 2005, was honoured as part of Hall of Fame Weekend 2013 in Cooperstown, N.Y.

Mets on Dec. 17, 2012, along with C Josh Thole and C Mike Nicketas in exchange for two of Toronto's top prospects, C Travis d'Arnaud and RHP Noah Syndergaard, along with C John Buck and OF Wuilmer Becerra.

Major League Baseball and Baseball Commissioner Allan H. (Bud) Selig named the Toronto Blue Jays as the 2012 recipient of the Commissioner's Award for Philanthropic Excellence, which was created in 2010 to annually recognize an extraordinary charitable and philanthropic effort of an MLB club.

Toronto had four players participate in the 2013 All-Star game along with Manager John Gibbons, who was one of the coaches selected by Jim Leyland. OF Jose Bautista, 1B Edwin Encarnacion, LHP Brett Cecil, and RHP Steve Delabar represented the Blue Jays at the 2013 Classic at Citi Field. Delabar was the winner of the mlb.com Final Vote, becoming the first Toronto player to win with 9.6 million votes. On July 21, 2013, Carlos Delgado became the 9th member inducted into the Toronto Blue Jays Level of Excellence.

In July of 2013, Tom Cheek was inducted in the National Baseball Hall of Fame and Museum as the Ford C. Frick winner, having called the first 4,306 games in club history. Cheek also called the team's first 41 postseason contests, and his "Touch 'em all, Joel!" call still resounds in the hearts and minds of fans across the country. The legendary broadcaster saw his name placed on the Level of Excellence in 2004 and passed away the following year after a lengthy and brave battle with brain cancer.

On Dec. 9, 2013, at the Winter Meetings, Roy Halladay signed a contract with the Blue Jays. This agreement ensured that the legendary right-hander retired as a Toronto Blue Jay. Halladay finished a distinguished 16-year career with a record of 203-105 (.659 winning percentage) in 416 games (390 starts) with an ERA of 3.38. Roy is among the Blue Jays club leaders in many pitching categories, ranking 2nd in wins (148), strikeouts (1,495), and shutouts (15), 3rd in ERA (3.43), starts (287), complete games (49), and innings pitched (2,046.2). His 148-76 record as a Blue Jay resulted in a .661 winning percentage, the highest mark in club history.

Jose Bautista once again led the Majors in the 2014 fan voting (5,859,019) and made his 5th consecutive appearance in the All-Star Game, joining Roberto Alomar as the only Toronto players to earn four consecutive starts. Bautista was named the AL captain for the Home Run Derby and was eliminated in the semi-final by the eventual winner, Yoenis Cespedes. His 10 homers in the 1st round were the most by any participant. On Sept. 8, 2014 vs. CHC, Bautista hit his 200th career homer as a Blue Jay, becoming just the 5th player in club history to accomplish the feat. Edwin Encarnacion led the Majors in May, 2014 with 16 HR, 22 XBH, a .763 SLG, and was 2nd with 33 RBI. The 16 HR in May set a club record for any month and was the most by any player in May since Barry Bonds hit a MLB record 17 HR in 2001. The 16 homers in May were tied for 2nd on the all-time MLB list with Mickey Mantle (1956) and Mark McGwire (1998). It was the most hit in any month since Sammy Sosa hit 17 HR in August, 2001. Encarnacion's five multi-HR games in May tied an MLB record for most multi-HR games in any calendar month (Albert Belle: Sept., 1995 and Harmon Killebrew: May, 1959). He was named AL Player of the Month for May. On June 6, 2014 vs. STL, the Blue Jays celebrated the 25th anniversary of the Rogers Centre. Like they did back on June 5, 1989, they sent Jimmy Key to the mound to throw out the Ceremonial First Pitch to former catcher Ernie Whitt. Joining them to deliver the game's starting lineup was former Blue Jays Manager Cito Gaston, who managed the first game at the ballpark. On April 10, 2014 the Toronto Blue Jays announced the creation of the Howard Starkman Award to be presented annually to the Employee of the Year. Starkman officially retired on April 11 as the longest serving employee in the organization and was the inaugural recipient of the award named in his honour. On Sept. 10, the Toronto Blue Jays were named the winners of 2014 Steve Patterson Award for excellence in sports philanthropy, granted in recognition of the Jays Care Foundation's charitable and community efforts across Canada.

RETURN TO THE PLAYOFFS:

In 2015, the Blue Jays had Josh Donaldson, Jose Bautista, and Russell Martin represent them in the 86th All-Star Classic. Donaldson was the MLB leading vote-getter, setting an all-time record after accumulating 14,090,188 votes. He was the first Toronto third baseman and fourth Toronto infielder to win a fan election, joining Roberto Alomar (1991-94), John Olerud (1993), and Carlos Delgado (2003). For Bautista, it marked his 6th straight overall All-Star selection (2010-2015), his first time being chosen by the players. For the 5th straight year he was selected as a starter, the only Blue Jay to accomplish the feat. His six All-Star appearances also represent the most by any Blue Jay (Roberto Alomar-5, Joe Carter-5). Prior to the July, 2015 trade deadline, GM Alex Anthopoulos pulled off four separate deals as Toronto acquired Troy Tulowitzki and LaTroy Hawkins from the Rockies on July 28. The Jays also acquired David Price from the Tigers on July 30 before adding Ben Revere from the Phillies and Mark Lowe from the Mariners on July 31. After that point, Toronto posted a record of 40-18 the rest of the way for the best record in baseball. On Aug. 31, 2015, Rogers Communications announced that Mark Shapiro had been appointed President and CEO of the Toronto Blue Jays and Rogers Centre, to take place following the completion of the team's 2015 season. Shapiro assumed the role from Paul Beeston, who retired at the end of the season. The team clinched its first division title since 1993 after defeating the Orioles in Baltimore by a score of 15-2 in Game 1 of a doubleheader on Sept. 30. The victory ended the longest active playoff drought by any team in professional sports, and marked the 6th division title in franchise history. The Blue Jays defeated the Texas Rangers in the best-of-five Division Series after trailing 2-0. In the finale, Jose Bautista put Toronto in front for good, crushing a three-run homer in the 7th inning to break a 3-3 tie. Toronto then lost their ALCS series vs. the Royals in six games. On Oct. 29, 2015, Alex Anthopoulos stepped down as Senior VP of Baseball Operations and GM. Vice President of Baseball Operations and Assistant GM, Tony Lacava was named Interim General Manager following Anthopoulos's departure.





The Bat Flip: Jose Bautista gives Toronto a 6-3 lead with a three-run homer in the 7th inning of Game 5 of the 2015 ALDS vs. Texas.

On Nov. 19, 2015, Josh Donaldson became just the second player in franchise history to win the AL MVP Award (George Bell in 1987). Donaldson finished with 23 first-place votes (385 points overall), 81 more points than the 2nd place finisher, Mike Trout. On Dec. 3, 2015, Toronto named Ross Atkins as Executive Vice President of Baseball Operations and General Manager. He became the seventh GM in franchise history. Tony LaCava was then promoted to the position of Senior Vice President of Baseball Operations and Assistant GM after serving as the Interim GM.

In 2016, the Blue Jays secured the top Wild Card position after going 89-73, representing the seventh postseason in franchise history. It marked just the second time in club history to earn a postseason berth in consecutive seasons (last: 1991-1993). The Blue Jays defeated the Orioles at Rogers Centre in the Wild Card game on Tuesday, Oct. 4, after Edwin Encarnacion hit a walk-off three-run homer in the 11th inning. Toronto won the Division Series, 3-0, over Texas for their first ever postseason sweep. The Jays appeared in consecutive ALCS series in back-to-back seasons for just the second time in franchise history (1991-1993), but fell to the Cleveland Indians, 3-1, in the ALCS. Toronto drew 3,392,099 in attendance for an average of 41,878, which represented the most in the AL and third most in the Majors (LAD - 45,720; STL - 42,525), their highest total since 1994 (49,287). Aaron Sanchez led the American League in ERA at 3.00, becoming the 5th different Blue Jays pitcher to lead the AL in ERA, joining Roger Clemens (2x), Dave Stieb, Juan Guzman, and Jimmy Key. J.A. Happ was one of just three pitchers to finish the year with 20 wins (Rick Porcello - 22, Max Scherzer - 20) as he became the 6th different 20-game winner in club history (8th time), joining Roy Halladay (2x), Roger Clemens (2x), Jack Morris, Pat Hentgen, and David Wells. It marked the second time that a left-hander recorded 20 wins in a season (David Wells - 20 in 2000). Edwin Encarnacion became the third player in club history to record four seasons of 35+ HR and 100+ RBI, joining Delgado (5x) and Bautista (4x). The Jays also averaged over 1 million viewers per game on TV nationwide (Sportsnet).

In 2017, Roberto Osuna and Justin Smoak represented the Blue Jays at the All-Star Game. At 22.352 years old, Osuna became the youngest player to appear in an ASG in team history. Smoak went 1-for-1 with a walk to become the third Blue Jay to reach base more than once in a Midsummer Classic contest. The first baseman hit a career-high 38 homers in 2017, the most all-time by a Toronto switch-hitter. He also set an MLB record with 11 home runs in the 9th inning or later. Marcus Stroman became the 2nd pitcher in team history to win a Gold Glove Award (R.A. Dickey - 2013) and while leading the Majors in ground ball percentage (62.9). The team played in an AL-high 53 one-run games. Despite finishing 76-86, Toronto led the AL in attendance, selling 3,203,886 tickets.

In 2018, the season began with the retiring of a workhorse starter, as the late Roy Halladay had his number 32 lifted to the rafters on Opening Day. Lourdes Gurriel Jr. recorded multiple hits in 11 straight games from July 11-29. The multi-hit streak was the longest in team history and marked the seventh 11+ game multi-hit streak since 1900. The shortstop took AL Rookie of the Month for July with a .423 (30-for-71) average over the course of the month. Kendrys Morales also had a club-record streak as he homered in seven straight games from Aug. 19-26. The seven-game stretch was the longest ever by a switch-hitter and tied for 4th longest all-time, one back of the leaders. J.A. Happ was Toronto's lone representative at the All-Star Game and picked up the first save ever by a Blue Jay at the Midsummer Classic. Rowdy Tellez joined the club in September and became the first player in the live-ball era to have an extra-base hit in each of his first three MLB plate appearances. He then became the first player to record seven doubles in his first seven career games and tied an MLB record with 10 XBH in his first 40 PA. The team set a franchise record, using 63 different players to get through 2018.

Toronto wrapped up the decade with an average roster age of 26 years and 266 days in 2019, the second youngest in the Majors, as Charlie Montoyo took over as Manager. The average age of their position players was 25.298, the youngest among all 30 clubs. The Blue Jays had an MLB-high 840 games played by rookies during the campaign and led all teams in rookie hits (535), doubles (115), home runs (97), RBI (284), walks (224), and extra-base hits (218). The club set team records in rookie doubles, homers, RBI, walks, and extra-base hits, having only more hits and games played in their 1977 inaugural season. They also became the first team ever to have double-digit home runs from six different rookies, surpassing the 1958 San Francisco Giants. Cavan Biggio recorded the third cycle in franchise history as he accomplished the feat on Sept. 17 in Baltimore. Bo Bichette set an MLB record with a nine-game doubles streak from July 31-Aug. 8, and became the first player to ever record 15 extra-base hits in his first 15 career games. Vladimir Guerrero Jr. led AL rookies with 126 hits and became the first rookie in team history to win two Player of the Week Awards. The 20-year-old also became the youngest player to ever participate in the Home Run Derby and set an MLB record as he hit a total of 91 homers in the competition, surpassing Giancarlo Stanton's total of 61 in 2016.



2020s

The 2020 season was like no other. After the COVID-19 pandemic delayed Opening Day until July 24, the Blue Jays made Sahlen Field in Buffalo, NY, their "home" for the 60-game season - the first season without Major League Baseball in Canada since 1968. Toronto managed to go 17-9 at home and finished with a 32-28 record, good enough for a Wild Card spot in the newly expanded 16-team postseason format. The Jays lost both playoff games in Tampa Bay, 3-1 and 8-2, after making the postseason with the youngest average roster age of all 16 clubs. They were also the first team in 105 years to make the playoffs without a single player who had been in the Majors for at least 10 seasons. Toronto finished the 2020 campaign with a .533 win%, after a .414 win% (67-95) in 2019, for a year-on-year improvement of +.119, the 2nd largest in team history. Teoscar Hernández slugged 16 home runs, tied for 5th most among AL batters while ranking 7th in SLG (.579) and 7th in OPS (.919). Lourdes Gurriel Jr. finished 6th in the AL with a .308 batting average. Hyun Jin Ryu ranked 4th in the AL with a 2.69 ERA while 3rd in MLB with a 3.0 bWAR. Toronto was also named the recipient of the 2020 Allan H. Selig Award for Philanthropic Excellence, recognizing the club's Blue Jays Community Commitment, a \$7.5 million COVID-19 response plan that supported those disproportionately affected by the pandemic across Canada.

As border closures continued into 2021, the Blue Jays started a season south of the border for a second consecutive year. They played their first three homestands in Dunedin, FL, becoming the first team ever to hold a home opener in three different cities in three consecutive seasons. The club went 10-11 at TD Ballpark, then 12-11 at Sahlen Field, and finished 47-33 overall at home. The team returned to Rogers Centre on July 30 after 670 days away, the longest such stretch in MLB history. The Blue Jays became the 1st team to play home games in three different states/provinces in the same campaign. Toronto hitters connected for an MLB and franchise-high 262 home runs. Bo Bichette, Vladimir Guerrero Jr., Teoscar Hernández, and Marcus Semien

were all named All-Stars for the 1st time in their careers. Guerrero Jr. tied Salvador Perez for the MLB home run lead at 48, the most home runs in a season all-time by a player age 22 or younger, and became the youngest ever to win All-Star Game MVP. Bichette led the AL with 191 hits while his 29 homers were the most by a shortstop in team history. Semien ranked 1st in the Majors with 86 extra-base hits and his 45 home runs were the most in MLB history by a second baseman. Hernández finished 3rd in the Majors with 116 RBI and ranked 7th in the AL with a .296 average. All four All-Stars also reached the 100-RBI plateau, marking the 1st time in club history to have four players do so in the same season. Guerrero Jr. and Semien ended up finishing 2nd and 3rd in AL MVP voting and each claimed a Silver Slugger Award, along with Hernández. Robbie Ray became the 1st Blue Jay to lead the Majors in strikeouts (248) and was the 6th in team history to lead the AL in ERA (2.84) as he claimed the AL Cy Young Award. Toronto's 91 wins finished 4th in the division and were one shy of a Wild Card spot, as the 2021 AL East was the first division since realignment in 1994 to have four 90-win teams.

Toronto played its home ball based out of Rogers Centre for the full 2022 campaign and returned to the playoffs once more, falling in two games to Seattle in the Wild Card round. Blue Jay batters led the Majors with a .264 batting average and topped the AL in AVG, OBP, SLG, and OPS for the 1st time in team history. George Springer was named to his 4th All-Star team while Vladimir Guerrero Jr. became the 5th Blue Jay to be named a starter in consecutive years. Santiago Espinal, Alejandro Kirk, Alek Manoah, and Jordan Romano all made the Midsummer Classic for the 1st time in their careers. Manoah finished 3rd in Cy Young Voting as he ranked top-five in the AL in wins, ERA, innings pitched, opponents' average, WHIP, and quality starts. Kirk became the 1st catcher in team history to win a Silver Slugger Award as he led all MLB catchers in both AVG and OBP. Bo Bichette finished the year strong with a club-record 48 hits in September and became the 1st Blue Jay ever to lead the AL in hits in multiple seasons.



Sahlen Field: The Blue Jays called Sahlen Field in Buffalo, NY, their home for the 2020 campaign and a portion of 2021.



HISTORY OF THE LOGO

Courtesy: Chris Creamer, SportsLogos.net

PRIMARY LOGO (1977 – 1996)

Unveiled two months after the team was named, the Toronto Blue Jays original logo made its debut to the baseball world on October 8, 1976. The design is attributed to a team that includes draftsman Paco Belsué from Toronto's Savage Sloan Ltd. and Richard Walker from Labatts. It featured the stylized double-blue profile of a blue jay superimposed on a baseball accompanied by a red maple leaf symbolizing the team's status as the first and only Canadian team in the American League. The team name, surrounding the main elements, boasts its now-famous light blue split-lettering typography. The Blue Jays used this logo from their expansion season right through to the end of 1996, a span of twenty seasons. The logo was worn by six members of the National Baseball Hall of Fame and used by the team during five playoff appearances and two World Series titles.

PRIMARY LOGO (1997 – 2002)

Designed by Major League Baseball, the Toronto Blue Jays announced the first logo change in team history on November 19, 1996 along with a set of brand new uniforms. The stylized double-blue blue jay head remained on a baseball, but now appeared with a modernized style and the addition of the colour grey. The maple leaf, once small and off to the right, was enlarged considerably and placed behind both the ball and the blue jay with the team name below in modified split-lettering. The Blue Jays used this logo for six seasons, including the on-field debut of Hall of Fame pitcher Roy Halladay and for back-to-back American League Cy Young Award winning seasons for Roger Clemens.

PRIMARY LOGO (2003)

While it was only used as the primary logo for one season, the Blue Jays had previously used this logo as an alternate logo for the three seasons prior to its "call-up" in 2003. Originally unveiled for use on batting practice and Spring Training uniforms on February 1, 2000, the logo features a blue jay wrapped around a large red "T" while holding a yellow bat and tossing a ball into the air. It quickly found its way into the regular season rotation on both an alternate cap and jersey during the 2001 and 2002 seasons before it took center stage as the primary design. It was just one season but it was while wearing this logo that Roy Halladay took home the AL Cy Young Award in 2003.

PRIMARY LOGO (2004 – 2011)

Featuring an updated blue jay characterized by a more determined look, the team unveiled a radical new logo, colour scheme, and uniform set on September 2, 2003. Created by Toronto-based Brandid, the new design placed an emphasis on black and graphite while eliminating red from the set. The logo incorporated a lighter shade of blue than used previously onto a blue jay head facing the left with the team name behind in bevelled lettering. The name of the team was abbreviated for the logo with only the name "Jays" shown in the design. The Jays used this design for eight seasons before replacing it following the 2011 season during which it was worn by two members of the National Baseball Hall of Fame and by Jose Bautista as he slugged a club record 54 home runs in 2010.

PRIMARY LOGO (2012 – 2019)

In homage to their past, the Blue Jays brought back the classic look and feel of their original design when they unveiled a familiar new logo on November 18, 2011. Returning was the double-blue blue jay head placed on a red baseball, a maple leaf was as reintroduced, now larger than it was when it first appeared in 1977. Split-style lettering returned as well with a modernized, serif version of the original font. The entire logo encased within a double striped blue outline to mimic the split-styled font. The Blue Jays have used this logo as their primary logo for eight seasons including two playoff appearances and will forever be linked to postseason home runs from Jose Bautista in 2015 and Edwin Encarnacion in 2016.

PRIMARY LOGO (2020–)

Entering a new decade, the Blue Jays made some minor changes to their primary look. The baseball and team name were removed from the design to match the "logo for life" worn on each of the team's caps and jerseys. The shade of red used for the maple leaf was also darkened very slightly. The previous logo, words, ball, and all, wasn't eliminated completely, sticking around as the team's official secondary logo.



HISTORY OF THE UNIFORM



HOME UNIFORMS

Paired with a royal blue cap and a white front panel, the original home and road jerseys were both pullover style with blue/white/blue trim around the collar and both sleeves with the original team logo front and center. At home, the Blue Jays wore a white uniform with "BLUE JAYS" arched across the chest in blue split-lettering over the logo. On the road, they went with a baby blue uniform with "TORONTO" in solid blue over the logo. While the road uniform would change annually for the first three seasons, the home design remained relatively unchanged until after the 1988 season.

For the 1978 season, the Blue Jays made a slight adjustment to their road uniform, the "TORONTO" wordmark arched across the chest was given a white outline to make it stand out more on the baby blue jersey.

In 1979, the Blue Jays changed the road uniform once again, this time replacing blue "TORONTO" lettering with "BLUE JAYS" in white to mimic the style worn on the home jersey. This design also helped the team recycle uniforms down to the club's Minor League affiliates also named "Blue Jays".

As the team moved to SkyDome in 1989, the Blue Jays redesigned their uniforms, moving away from the pullover style to a more traditional button-down jersey. The logo on the jersey had to be moved to the left side to accommodate the buttons. On the road, the team dropped the baby blues in favour of a traditional road grey and "TORONTO" now appeared across the jersey. For the first time, an all-blue cap was added and was worn exclusively for road games. Midway through the 1993 season the white front-panel caps used since 1977 were retired, leaving the team with just the one all-blue cap. In 1994, the Blue Jays added their first-ever alternate uniform to the mix, the same design but now a blue jersey with the team name in white to be worn at home and on the road with the blue cap.

Along with a new logo, three all-new uniforms were unveiled for the Blue Jays in 1997. Three stripes: blue, light blue, and red were on each arm with the new logo as a patch on the sleeve. The team name remained across the chest in a modernized version of the split-style lettering and the player's number appeared on the front of the jersey. The home and road uniforms both paired with a new all-blue cap featuring the new logo. A blue alternate jersey with "TORONTO" across the chest in red lettering was also added with its own blue cap which included a red visor. A second alternate uniform was added in 1999, a sleeveless jersey with a blue undershirt and the return of the team's logo to the front of the jersey.

Tweaks were made to the team's uniforms in 2001 as piping was added down the front of all jerseys. The road grey jersey got the most noticeable change as it now had blue sleeves in addition to the new blue piping. The sleeveless alternate from 1999 was updated as well, with a new logo featuring a blue jay wrapped around a red "T" on the front of the jersey as well as on the caps.

Slight changes were made to the uniforms in 2003 as all instances of the previous logo on the sleeves and caps were replaced with the new "T" logo to accommodate its promotion up to the primary team mark.

A major redesign in 2004 saw almost the total elimination of blue – from the caps which were now graphite grey at home and black on the road, as well as from the team's name on the uniforms. The new jerseys were free of any decoration with just the new "JAYS" logo across the front of the home white and alternate black jerseys, and "TORONTO" on the road greys, both slanted diagonally up to the right. New player name and number styles were also introduced. The graphite caps were replaced by the black caps full-time in 2005.



The road uniform received a makeover for the 2008 season, as the "TORONTO" logo across the chest was now in an entirely new styled font and back to being arched again. Player numbers are added below the team name and the team's logo is worn as a patch on the sleeve. There was also a retro return in 2008 as the Blue Jays introduced the Flashback Friday series of home games. The powder blue pullovers worn originally on the road in the 1980s along with the original caps were brought back for Friday night home games for three seasons.

From 2009 to 2011, to again promote themselves as Canada's Team, a red maple leaf was returned to the Blue Jays home white, road grey, and alternate black uniform for the first time in five seasons. The maple leaf was added as a patch to the sleeve of the three jerseys.

What's old is new again, and in 2012, the Blue Jays brought back their familiar look with a few modern twists. The original logo, colours, and lettering style all returned with a fresher look alongside matching home white, road grey, and alternate blue uniforms. A white-panel cap, similar to those worn from 1977-1993, also returned as an alternate option beginning during the 2015 season.

In honour of Canada's 150th anniversary, an all-red-and-white version of the Blue Jays look was added as an alternate uniform in 2017. All logos and uniforms were removed entirely of blue and replaced with red, the striping on the pants was changed to red, and the cap was red with a red-and-white maple leaf on the crown.

A "new blue" was added for the 2020 season when the Blue Jays introduced their new alternate uniform with matching blue pants. A dark navy blue was used for all lettering and striping on this jersey which was paired with a brand new navy blue cap with a powder blue visor.



IN THE POSTSEASON

1985

AMERICAN LEAGUE CHAMPIONSHIP SERIES

TORONTO VS. KANSAS CITY (L, 3-4)

As the Blue Jays entered postseason play for the first time, they faced the Kansas City Royals in the first ever best-of-seven American League Championship Series. The Blue Jays, who finished nine games ahead of the Royals in the loss column, were the favourites and had the benefit of the extra home game.

GAME #1: Dave Stieb lived up to superstar billing, shutting out the Royals on three hits through eight innings with no base runner advancing past second base. The Blue Jays struck quickly with two runs in the second, three in the third, and one in the fourth. The Blue Jays offense was sparked by two-RBI performances from Ernie Whitt and Tony Fernandez.

GAME #2: A much more even affair with the Blue Jays coming away with a 6-5, 10-inning win. The Royals jumped out to a quick 3-0 lead after three innings primarily on the strength of a two-run homer by Willie Wilson in the 3rd inning. The Blue Jays took the lead on a George Bell sacrifice fly in the 8th. The Royals rallied, however, in the 9th on a pinch-hit home run by Pat Sheridan with the go-ahead run being delivered in the 10th on a Frank White single. Toronto won it in the bottom of the 10th on a two-out, two-run single by Al Oliver. On to Kansas City, the Blue Jays were up two games to none.

GAME #3: George Brett put on a baseball clinic, going 4-for-4 with two home runs, three RBI, and four runs scored en route to a 6-5 Royals win. Leading 5-2 after 4 innings, the Blue Jays squandered the lead for good in the 8th when Brett led off the inning with a single and eventually scored.

GAME #4: The Blue Jays moved to within one win of a World Series berth with a 3-1 come-from-behind victory. The Blue Jays won the game dramatically with three runs in the top of the 9th inning, with the big blow being a two-run pinch-hit double by Al Oliver.

GAME #5: Kansas City's Danny Jackson went the distance, scattering eight Toronto hits in a 2-0 win as the Royals scored a run in each of the first two innings. The Blue Jays still led the series, 3-2.

GAME #6: The Blue Jays and Royals returned to Exhibition Stadium. Entering the 5th inning tied at 2-2, George Brett once again delivered the decisive blow with a solo homer. With 3.2 shutout innings of relief from Buddy Black and Dan Quisenberry, the Royals pulled even in the series for the first time at three games apiece.

GAME #7: Dave Stieb, the ace of the Toronto staff vs. the eventual Cy Young Award winner, Bret Saberhagen. The Royals came out on top, 6-2, shellacking Dave Stieb for six runs in 5.2 innings with the difference maker being a wind-assisted, bases-clearing triple by Jim Sundberg to cap a four-run 6th inning.

The Kansas City Royals became only the 5th club in Major League history to trail a series three games to one and come back to win the series. The Blue Jays? They slumped immediately after scoring five runs in the 5th inning of Game 3, scoring only eight runs in the last 40 innings.



1989

AMERICAN LEAGUE CHAMPIONSHIP SERIES

TORONTO VS. OAKLAND (L, 1-4)

For the second time in five seasons the Blue Jays were American League East Division Champions. Toronto faced the Oakland Athletics, who had the best record in the Major Leagues in 1989.

GAME #1: The Blue Jays surrendered 2-0 and 3-1 leads as the Athletics scored three times in the 6th and twice in the 8th to win, 7-3. In the 6th inning, Mark McGwire cracked a leadoff homer to tie the game, and two runs scored when Carney Lansford's double play ball was botched. Dave Stewart allowed five hits over eight innings for the win.

GAME #2: The Athletics tallied twice in the 4th inning and three time in the 6th en route to a 6-3 win. Rickey Henderson was a one-man wrecking crew, going 2-for-2 with two runs scored and four stolen bases. Oakland right-hander Mike Moore allowed just three hits and an unearned run over seven innings of work.

GAME #3: The Blue Jays snapped a five-game postseason losing streak, dating back to 1985, with a convincing 7-3 win. The Blue Jays jumped on Athletics starter Storm Davis for four runs on four hits in the 4th inning and put the game away with another three runs in the 7th inning. Overcoming a 3-0 Athletics lead, Mookie Wilson and Tony Fernandez paced the Blue Jays with two hits each, the latter with two doubles.





GAME #4: The Athletics took a commanding 3-1 lead in the series with a 6-5 win over the Blue Jays. Rickey Henderson was again a major catalyst with two home runs and four RBI. The Blue Jays collected 13 hits, 11 of which were singles, and attempted to overcome a 5-2 deficit with a run in the 6th and 7th innings, to go with two in the 8th.

GAME #5: The Blue Jays spotted the Athletics a 4-0 lead heading into the 7th inning before eventually losing the game, 4-3, and the best-of-seven series in five games. Trailing 4-1 after eight innings, the Blue Jays scored twice in the 9th inning on a leadoff home run by George Bell and a sacrifice fly by Kelly Gruber.

In essence it was Rickey Henderson defeating the Blue Jays, four games to one. Henderson batted .400, slugged 1.000, had a .609 on-base percentage, and had an LCS-record eight stolen bases. The Blue Jays hit .242 as a team (compared to Oakland's .272) with only eight of their hits going for extra bases. They were outscored, 8-3, in the first three innings and 12-7 in the middle three before outscoring the Athletics, 11-6, in the final three frames. Unfortunately, it is virtually impossible to consistently battle back from an early-inning deficit. Although anything can happen in a "short series," the best team of the regular season continued their charted course into the postseason, winning eight of nine contests.

1991

AMERICAN LEAGUE CHAMPIONSHIP SERIES

TORONTO VS. MINNESOTA (L, 1-4)

GAME #1: Toronto starter Tom Candiotti lasted just 2.2 innings and allowed five earned runs before being lifted in favour of David Wells. The Twins did not need to score another run. The Blue Jays rallied for one run in the 4th and three runs in the 6th on five consecutive hits off Twins starter Jack Morris. Those four runs were all the Blue Jays could muster as they lost, 5-4, at the Metrodome.

GAME #2: The Blue Jays took an early lead as they jumped on Twins starter Kevin Tapani, scoring three times in the first three innings. Rookie Toronto starter Juan Guzman lasted 5.2 innings, allowing four hits and just two earned runs before the ball was handed to the bullpen. Tom Henke and Duane Ward combined for 2.1 innings of shutout relief and six strikeouts. Devon White scored three of the five Toronto runs as the Blue Jays won their only 1991 ALCS game, 5-2, in Minneapolis.

GAME #3: Joe Carter's 1st-inning home run and a Candy Maldonado double put the Blue Jays ahead 2-0 until the 6th, when the Twins were able to put their second run across the plate and tie the game, 2-2. Toronto starter Jimmy Key scattered five hits over six innings and allowed two earned runs. The game went into extra-innings and ended in dramatic fashion as Mike Pagliarulo, pinch-hitting for Scott Leius, homered to right off of Blue Jays reliever Mike Timlin. Toronto was retired 1-2-3 in their half of the 10th as the Twins defeated Toronto, 3-2, at SkyDome.

GAME #4: Toronto starter Todd Stottlemyre allowed seven hits through 3.2 innings before exiting with the Jays trailing, 4-1. The Twins' Kirby Puckett hit his first home run of the series and Dan Gladden collected three RBI on three hits to pace Minnesota to a 9-3 win at SkyDome. It was Jack Morris' second win of the ALCS as he pitched eight innings and allowed just two runs.

GAME #5: Kirby Puckett displayed his power once again as he homered in the 1st inning off Tom Candiotti to put the Twins ahead, 1-0. Toronto put together three runs in the 3rd and a pair in the 4th to take a 5-2 lead. However, Minnesota was able to post three runs in their half of the 6th inning and tie the game at five. Duane Ward was handed the loss for Toronto as he allowed three runs in the 8th. Toronto was shutdown by five shutout innings of Twins relief. Devon White, Roberto Alomar and Manuel Lee each collected a pair of hits in the losing effort as Minnesota took the American League crown with an 8-5 win.

1992

AMERICAN LEAGUE CHAMPIONSHIP SERIES

TORONTO VS. OAKLAND (W, 4-2)

GAME #1: Home runs were the story of the game as Oakland used three of them to beat the Blue Jays, 4-3. The A's scored three runs in the 2nd inning off Toronto starter Jack Morris on back-to-back homers by Mark McGwire and Terry Steinbach. The 3-0 lead stood until Pat Borders homered off Dave Stewart in the Blue Jays' 5th, followed by a Dave Winfield homer in the 6th to make it a 3-2 contest. John Olerud tied the score, 3-3, in the bottom of the 8th with a two-out single off reliever Jeff Russell, scoring Winfield who had doubled in the previous at-bat. Harold Baines broke the tie with a solo shot to lead off the 9th and Dennis Eckersley shut down the Blue Jays in the home half of the final frame to seal the 4-3 Oakland victory.

GAME #2: The Blue Jays were able to rebound from a Game 1 loss as David Cone held the A's to just one run over 8.0 innings en route to a 3-1 win. Cone, the Major League's strikeout leader in 1992, fanned six as he collected his second career postseason victory. Mike Moore lasted seven innings in the losing effort for Oakland. Kelly Gruber doubled and hit a two-run homer in the 5th which proved to be the winning runs. Closer Tom Henke came on to close out the game in the 9th and earned his first ever postseason save.

GAME #3: For the first time since 1985 vs. Kansas City, the Blue Jays put together a pair of wins in the postseason as they got past the A's, 7-5. Toronto starter Juan Guzman notched his second career LCS win in as many starts (1991 vs. Twins), lasting six innings before being lifted in favour of Duane Ward. Tom Henke claimed his second save in as many games. Despite being outhit, 13-9, by the A's, four of Toronto's hits went for extra-bases, including solo homers from Alomar and Maldonado.

GAME #4: In what appeared at first to be a certain Oakland victory, the Toronto Blue Jays fought back to erase a five-run deficit late in the contest, sending the game into extra-innings. Oakland batted around and plated five runs in the 3rd inning as they jumped on Toronto starter Jack Morris. The A's added another run in the 6th to make it 6-1 score. Toronto began their comeback in the top of the 8th as they strung together five consecutive hits. By the end of the inning they trailed, 6-4. The A's were held off the board in the bottom of the 8th. In the top of the 9th, Devon White led off with a single that was misplayed, allowing him to get to third base. Roberto Alomar then homered off Dennis Eckersley to tie the game, 6-6. Toronto eventually won the game on a Pat Borders sacrifice fly and another Tom Henke save in the 11th for the 7-6 victory.

GAME #5: Oakland starter Dave Stewart held the Blue Jays in check for nine innings, scattering seven hits and allowing just two runs as Oakland sent the series back to SkyDome. The complete game win was Stewart's first win of the 1992 postseason. The 6-2 loss for the Blue Jays ended their three-game win streak. David Cone took the L for Toronto as he lasted just 4.0 innings before Jimmy Key made his first appearance of the 1992 playoffs. Ruben Sierra homered and drove in three runs for the A's. Devon White notched three hits on the day, including a double, in the losing effort.

GAME #6: Toronto scored a pair of runs in the 1st inning on a Joe Carter home run off A's starter Mike Moore. The Blue Jays then added four more runs in the 3rd, including a Candy Maldonado three-run homer to put Toronto ahead, 6-0. Blue Jays starter Juan Guzman went seven innings, allowing just five hits and striking out eight before the ball was handed to Duane Ward in the 8th with the score Toronto 7, Oakland 1. The A's managed a run in the top of the 8th but the home town Blue Jays secured the win as Tom Henke tossed a perfect 9th, sending Toronto to its first ever World Series with a 9-2 win.

WORLD SERIES

TORONTO VS. ATLANTA (W, 4-2)

GAME #1: In the first game of the 89th World Series, the Blue Jays suffered a 3-1 loss to the Atlanta Braves. Home runs were the story of the game as Toronto took an early 1-0 lead in the 4th inning on a Joe Carter solo homer off starter Tom Glavine. However, that was the only run Toronto scored. Jack Morris continued his shutout innings streak vs. the Braves, extending it to 18.0 innings until a three-run homer by catcher Damon Berryhill in the 6th inning ended the streak. Glavine went the distance for the Braves to become the first pitcher to toss a complete game in a World Series opener since Jack Morris accomplished the feat in 1984 vs. San Diego.

GAME #2: Reserve catcher Ed Sprague proved to be the hero for the Blue Jays on this night at Fulton County Stadium. David Cone lasted just 4.1 innings, allowing four runs before exiting in favour of David Wells. Cone, however, contributed at the plate before being lifted with a pair of hits and an RBI. His two hits marked the first two-hit game by an AL pitcher in the World Series since Mickey Lolich went 2-for-4 on October 3, 1968. Heading into the 8th inning, the Blue Jays trailed, 4-2. Following a run in the top of the 8th, Toronto entered the final inning trailing by one. After a Pat Borders fly out, rookie Derek Bell (pinch-hitting for Manuel Lee) walked. Ed Sprague, pinch-hitting for pitcher Duane Ward, then knocked a first-pitch offering from Jeff Reardon over the left-field fence to put the Blue Jays ahead, 5-4. Tom Henke was able to retire the Braves in the bottom of the 9th for the save.

GAME #3: The game marked the first time the World Series had been played outside of the United States as the series moved to SkyDome. In another pitching duel, Steve Avery and Juan Guzman both went 8.0 innings. Atlanta was kept off the board in the 4th with a splendid defensive effort. Devon White ran down a deep drive off the bat of David Justice that sent him into the wall to make the catch. White returned the ball to the infield where Terry Pendleton was doubled-up off first. The Blue Jays drew first blood in the bottom of the 4th inning as Joe Carter connected for his second homer of the series, a solo shot putting Toronto ahead 1-0. In the 6th inning, the Braves rallied to tie things at 1-1. Each team traded runs in the 8th, keeping the game knotted at 2-2. The Braves attempted a rally as Duane Ward came on to pitch the 9th. But after a key double play and a strikeout, the inning was over. In the home half of the 9th, Roberto Alomar led off with a single. After stealing second and a Dave Winfield sacrifice, Alomar stood at third with one out. Jeff Reardon came in to try to halt the Blue Jays' advance, but Candy Maldonado, with the bases loaded, hit a two-strike pitch to right-center field for a base hit, allowing Alomar to score the winning run.

GAME #4: In what was the third consecutive one-run game of the 1992 World Series, the Blue Jays posted a 2-1 win behind a strong pitching effort from starter Jimmy Key. Key went 7.2 innings, allowing just five hits and one earned run while striking out six Braves batters. Toronto earned its first run in the 3rd inning as catcher Pat Borders continued his postseason hit streak with a solo homer to left. The Jays doubled their lead in the 7th as Devon White drove in Kelly Gruber from second base. Atlanta managed to score a run in their half of the 8th as Ron Gant led off with a double and eventually scored on a Mark Lemke groundout. Tom Henke came in to pitch the 9th for Toronto and tacked up a 1-2-3 inning for his second save of the series.

GAME #5: The game began in similar fashion as the previous four. Entering the 5th inning, the contest was tied, 2-2. The Braves had collected a run in the 1st and 4th innings while the Blue Jays captured runs in the 2nd and the 4th. The 5th frame went the way of the Braves as they crossed the plate five times to seal the victory and send the series back south for at least one more game. The Braves' half of the 5th inning began with two consecutive routine outs. An Otis Nixon single got the ball rolling and the Braves eventually loaded the bases on Toronto starter Jack Morris. Lonnie Smith stepped up to the plate and sent Morris' 1-2 offering over the right field wall for a grand slam, making the score 7-2. The score remained the same over the final four innings, making a winner out of John Smoltz.



GAME #6: The Toronto Blue Jays made history as they captured their first ever World Series to bring the Commissioner's Trophy outside of the United States for the first time. The 11-inning contest began with the Blue Jays scoring in the opening inning. Devon White led off the game with a single off starter Steve Avery. After a stolen base and a ground out by Alomar, White stood on third. Carter then drove him in with a sacrifice fly. Atlanta answered the call in its half of the 3rd as Deon Sanders scored his fourth run of the series. Toronto returned the favour immediately as it regained the lead with a run in the top of the 4th on a Candy Maldonado homer. The score remained that way until the bottom of the 9th when Atlanta shortstop Jeff Blauser tied the game, sending it into extra innings. The 10th inning proved to be uneventful. In the eleventh, the Blue Jays led off with Jimmy Key popping up for out number one. Devon White was hit by a Charlie Leibrandt offering. Alomar then singled to center, allowing White to move up to second. With two out, Dave Winfield stepped up to the plate and doubled down the left-field line, allowing White and Alomar to score for the 4-2 advantage. In the bottom of the 11th, Atlanta was able to score once with Key on the mound. Mike Timlin then came in to pitch for the Blue Jays with pinch-runner Smoltz on third and two out. Otis Nixon attempted a drag-bunt up the first-base line, which was fielded by Timlin who threw to Carter at first in time for the final out.

1993

AMERICAN LEAGUE CHAMPIONSHIP SERIES

TORONTO VS. CHICAGO (W, 4-2)

GAME #1: The Blue Jays took a 2-0 lead in the 4th inning when third baseman Ed Sprague tripped to right field with John Olerud and Paul Molitor on base. Chicago then used its half of the inning to produce three runs on two hits as they sent nine men to the plate. Toronto starter Juan Guzman managed to hold the White Sox in check for six innings but walked eight batters and stranded 11 runners before exiting with a 5-3 lead. Jack McDowell lasted 6.2 innings, allowing 13 hits and all seven Toronto runs before the White Sox relief corps came on to hold Toronto for the remainder of the game. Danny Cox worked a scoreless 7th and 8th while allowing a lone single to Ozzie Guillen. Duane Ward came out for the 9th and walked the first two batters before striking out the side to end the Chicago threat.

GAME #2: Both clubs scored once in the opening inning, but it was the Blue Jays who prevailed as their two-run 4th provided the edge. The 3-1 win saw Toronto take a two games to none lead in the best-of-seven series. The 4th inning started with a pair of outs by Joe Carter and John Olerud. Paul Molitor then doubled off starter and loser Alex Fernandez. Next, Tony Fernandez singled to score Molitor and moved to second on the throw home. After an intentional walk to Ed Sprague, Pat Borders singled to second base but Joey Cora threw the ball away, allowing the third Toronto run to score. Dave Stewart worked six strong innings, surrendering just four hits (all singles) and one run for his seventh career ALCS win against no losses. Al Leiter was credited with a hold as he pitched the 7th and 8th innings before closer Duane Ward came in to save the game in the 9th.

GAME #3: Nineteen-game winner Pat Hentgen started for Toronto but could not collect a win on this day as Toronto suffered its worst defeat of the series, losing 6-1. The Blue Jays were able to hold off the White Sox attack until the third inning when they sent 10 players to the plate and combined for five runs on five singles. Hentgen lasted just three innings plus two batters before he was removed in favour of Danny Cox. Toronto scored their lone run in the bottom of the 3rd as Rickey Henderson scored from third on a Devon White single. Wilson Alvarez, the Chicago starter, pitched a complete game for his first career ALCS victory as he allowed seven hits while issuing two walks and striking out six. Tim Lincecum provided most of the offensive support for Chicago, going 4-for-5 with a run scored.

GAME #4: A two-run home run by center fielder Lance Johnson in the 2nd inning gave the White Sox a 2-0 lead over the Blue Jays. The light-hitting Johnson had not hit a home run since the 1992 regular season. Todd Stottlemyre, making his first start of the 1993 ALCS, lasted six innings for the home team but failed to hold onto a 3-2 lead that was handed to him in the 3rd when Toronto batted around on rookie starter Jason Bere. The right hander lasted just 2.1 innings before being pulled in favour of Tim Belcher. Stottlemyre allowed three more Chicago runs in the 6th, including a Frank Thomas solo homer and a Lance Johnson triple before departing. Roberto Alomar doubled home Henderson in the bottom of the 6th to cut the Chicago lead to 5-4, but the visiting White Sox added a single run off Al Leiter in the 7th and another off Mike Timlin in the 9th to seal the win by a 7-4 margin.

GAME #5: As was the case with each of the previous four games, the team that scored first emerged victorious. This time, Toronto scored the opening run when Rickey Henderson crossed the plate in the 1st inning after leading off the game with a double and a stolen base. Starting pitcher Jack McDowell allowed a Toronto run in the 2nd and 3rd before being lifted through just 2.1 innings. Meanwhile, Blue Jays starter Juan Guzman cruised through the first 4.1 innings without allowing a hit or a walk until Ellis Burks went deep to left field for what was the only blemish on Guzman's slate that afternoon. He lasted seven innings, permitting just two hits while walking one and striking out six. Roberto Alomar reached base in all five plate appearances (three hits, two walks) to lead the Toronto attack. Tony Castillo worked a scoreless 8th, allowing a single and a base on balls. Duane Ward had some difficulty in the 9th. He struck out Joey Cora and Frank Thomas following a single to lead off the inning by Tim Lincecum. The righty then issued a two-run homer to Robin Ventura that brought Chicago within two. With the tying run at the plate, Ward struck out Bo Jackson to end the game and preserve the 5-3 Toronto win.

GAME #6: With his 7-0 record in ALCS play on the line, Blue Jays starter Dave Stewart provided the win which put Toronto into their second consecutive World Series as the Jays won, 6-3, over the White Sox. Toronto scored first with a pair of runs in the 2nd inning as a two-out single by catcher Pat Borders off Alex Fernandez cashed in John Olerud and Paul Molitor. The White Sox tied the game in the following frame when a bases-loaded walk by Frank Thomas and a fielder's choice by Robin Ventura scored two runs. Stewart managed to restrict the White Sox to just four hits and two earned runs before handing Duane Ward a 3-2 lead after 7.1 innings. Ward struck out the final two batters to end the eighth. The Blue Jays added to their lead as Devon White homered off reliever Scott Radinsky to make it a 4-2 contest. Toronto added two more runs before the inning was over as Paul Molitor tripped to center. Ward allowed his second home run of the series as Warren Newson hit a solo shot in the bottom of the 9th, but that was all the scoring that the Pale Hose could muster as the Blue Jays were crowned American League Champions for the second straight season.



WORLD SERIES

TORONTO VS. PHILADELPHIA (W, 4-2)

GAME #1: For the first time in baseball annals, the World Series began on Canadian soil. The Blue Jays fell behind 2-0 in the 1st inning as Phillies catcher Darren Daulton singled home a pair of runs off starting pitcher Juan Guzman. After holding Philadelphia in check in the top of the 2nd, Toronto rallied with two runs of its own on four singles off Curt Schilling. Both teams traded solo runs in the 3rd and 5th to keep the score knotted at 4-4. With one out in the bottom of the 6th, John Olerud took a first-pitch offering from Schilling over the right-field fence for a solo home run, putting Toronto ahead by one. Toronto scored what proved to be the winning run in the bottom of the 7th as four consecutive hits by Borders, Henderson, White and Alomar produced an 8-4 lead heading into the 8th. Al Leiter, who went on to be the winning pitcher, relieved Guzman to start the 6th and held the Phillies scoreless over 2.2 innings before turning the ball over to closer Duane Ward. Ward surrendered a run in the final inning as a Jim Eisenreich single scored John Kruk, who had led off the frame with a single and moved to second on an error. Ricky Jordan flied out to Joe Carter for the last out to put Toronto ahead, one game to none, with the 8-5 win.

GAME #2: The big inning turned out to the Philly advantage on this night as a Jim Eisenreich three-run homer in the top of the 3rd capped a five-run frame that saw eight Philadelphia batters step up to the plate. Toronto starter and eventual loser, Dave Stewart, lasted six innings with all five earned runs coming in that third frame. Toronto answered the Philly onslaught with a pair of runs in the bottom of the 4th as Joe Carter connected for his first of two World Series home runs. Philadelphia starter Terry Mulholland allowed just three runs over 5.2 innings before handing the ball to the bullpen. Lenny Dykstra led off the 7th inning with a solo homer off reliever Tony Castillo to stretch the Philly lead to three as the visitors were now ahead, 6-3. Toronto scored a lone run in the 8th as Paul Molitor led off with a double and eventually scored on a John Olerud sac fly. Philly relievers Roger Mason (1.2 innings) and Mitch Williams (1.2 innings) closed out the game to preserve the 6-4 win and even the series.

GAME #3: The venue moved from SkyDome to Veteran's Stadium in Philadelphia for the next three contests. This game featured solid pitching by the Blue Jays combined with a potent offense. The visiting Blue Jays jumped on Philly starter Danny Jackson in the top of the 1st as Paul Molitor drove home a pair of runs with a triple. He later scored on a Carter sacrifice fly to right field. Molitor added a solo homer in the 3rd to make it 4-0. Starting pitcher Pat Hentgen pitched six innings and allowed just one run, that coming in the 6th as a two-out single by Eisenreich scored John Kruk who had reached base via a walk. The Blue Jays added another run in the top of the 6th as Roberto Alomar scored on a sac fly, after reaching base on a single and stealing second and third. Toronto continued to add to their lead as they scored three more runs in the 7th off reliever Ben Rivera. Alomar finished the night with four hits while Molitor had three of his own to go along with three runs and three RBI. Duane Ward surrendered a solo homer to Mill Thompson in the 9th to make the final score Toronto 10, Philadelphia 3.

GAME #4: In a slugfest, the Blue Jays put together one of the wildest comebacks in World Series history to beat the Phillies, 15-14, and take a 3-1 series lead. Toronto opened the scoring with three runs in the 1st off Philly starter Tommy Greene. But the home team then took advantage of four 1st-inning walks by starter Todd Stottlemyre as they scored four times to move ahead, 4-3. Philadelphia added two more runs to their tally as Lenny Dykstra connected for his second homer of the series, a two-run shot in the next inning. The Blue Jays batted around in the 3rd and collected four runs to send Greene to the bench in favour of Roger Mason. Philadelphia then posted a five-run 5th that included home runs from Dykstra and Daulton to extend its lead to 12-7. Toronto countered with two runs in the top of the 6th as White and Alomar scored on a single and a ground out. The Phillies then added a run in the 6th and another in the 7th to make the score 14-9. However, the Phillies relief corps could not hold Toronto from making a comeback. In the top of the 8th, the Blue Jays sent 10 players to the plate. Devon White's triple with two out scored Pat Borders and Rickey Henderson to put Toronto ahead, 15-14. Mike Timlin started the 8th and struck out the first two batters he faced before Duane Ward came on to strikeout Dykstra to end the inning. In the 9th, Ward hurled a 1-2-3 inning for his second save of the series in a game that took four hours and 14 minutes to play and was the highest scoring game in World Series history. Tony Fernandez had five RBI in the game while White had four.

GAME #5: Curt Schilling shutout Toronto, 2-0, in what was the second ever shutout of the Jays in the postseason. Pitted against Blue Jays ace Juan Guzman, he allowed just five hits (all singles) and struck out six Toronto batters for his first World Series win. The Phillies scored the only run they needed in the 1st inning when Dykstra, who had walked to lead off the game, scored on a John Kruk groundout. They added a second run in the very next inning as a pair of doubles cashed in Darren Daulton. In the eighth, the Blue Jays threatened with a pair of runners on base but a strikeout by Devon White, followed by a Roberto Alomar ground out, ended their attempt. Guzman was equal to the challenge as he went seven innings, allowing both Philly runs while fanning six. The win sent the series back to Toronto with the Blue Jays holding a 3-2 edge.

GAME #6: Toronto started their quest for a second straight World Series Championship early as they notched three runs off Philly starter Terry Mulholland in the bottom of the 1st inning. A run in the 4th and a solo home run by Molitor in the 5th put Toronto up 5-1. Dave Stewart, the Toronto starter, held the Phillies to just one run over his first six innings. In the seventh, he surrendered a three-run homer to Lenny Dykstra, which was his fourth home run of the series. That led to Stewart being pulled from the game. Reliever Danny Cox came in with none out and surrendered two more runs before the Phillies were halted by Al Leiter. The damage had been done and Philadelphia was now leading, 6-5. After leaving the bases loaded in the 8th, Toronto made World Series history by erasing a one-run lead in the bottom of the ninth. Mitch Williams came in to start the inning and walked Rickey Henderson who led off. After a Devon White fly out, Molitor singled to centre to put runners at first and second. Right fielder Joe Carter then stepped up to the plate. On a 2-2 offering from Williams, Carter homered over the left-field wall for a three-run home run and propelled Toronto to its second consecutive World Series Championship with an 8-6 win.



DIVISION SERIES

TORONTO VS. TEXAS (W, 3-2)

GAME #1: In Toronto's first post-season game since 1993, the team found itself down early as Texas got on the board first, scoring two runs in the 3rd inning. The Rangers then opened up a 4-1 lead after a two-run home run by Robinson Chirinos in the top of the 5th. Jose Bautista cut the lead to 4-3, hitting a solo home run in the 6th inning. That was as close as the Blue Jays came though, as Rowned Odor added his own solo shot in the 7th inning to seal a 5-3 victory for Yovani Gallardo and the Rangers.

GAME #2: Both teams got on the board early as starters Cole Hamels and Marcus Stroman each allowed three runs over the first two innings. Toronto held a 4-3 lead entering the 8th inning until pinch-hitter Mike Napoli singled off of reliever Brett Cecil to score Delino DeShields to even the score at 4-4. The game remained tied until the 14th inning when the Blue Jays bullpen allowed two runs on four consecutive hits with two out in the inning. Toronto failed to respond in their half of the frame, giving the Rangers a commanding 2-0 series lead with the series heading to Texas.

GAME #3: With their team facing elimination, Troy Tulowitzki and Marco Estrada each put together remarkable performances to force a fourth game, after a Blue Jays 5-1 win over Texas. Tulowitzki collected four RBI in the contest, including a three-run home run in the 6th inning to put Toronto ahead, 5-0. Starter Marco Estrada allowed just one run on five hits over 6.1 innings pitched to record the win, the team's first in the postseason since Game 6 of the 1993 World Series.

GAME #4: Toronto took charge early, building a 7-0 lead behind starter R. A. Dickey, hitting three home runs off of Texas' Derek Holland before chasing him from the game in the 3rd inning. With two on in the 5th, Dickey exited the game with a 7-1 lead and David Price entered the game in relief. Despite allowing three runs over his 3.0 innings pitched, Price secured the win for Toronto, with Kevin Pillar adding three RBI in the 8-4 victory to send the series back to Rogers Centre.

GAME #5: Facing their third straight elimination game, the Blue Jays found themselves down early after starter Marcus Stroman allowed two runs over the first three innings. Toronto cut into the lead with one run on a Jose Bautista RBI double in the 2nd frame. The score remained 2-1 until the 6th when Edwin Encarnacion connected for a solo blast to tie the game at two. The Rangers retook the lead in the next frame after the ball struck the bat of Shin Soo Choo during Russell Martin's throw back to pitcher Aaron Sanchez. The ball deflected off the third baseline, allowing Rowned Odor to score from third. Although initially sent back to third, after much deliberation between umpires and both managers, John Gibbons and Jeff Bannister, the run stood, allowing the Rangers to take a 3-2 lead with the Blue Jays playing the game under protest. In the bottom of the 7th, Toronto's first three batters reached base following three consecutive errors by Rangers infielders. Josh Donaldson tied the game, hitting a sac fly to score Kevin Pillar. With two on and one out, Jose Bautista hit a three-run home run to put Toronto ahead, 6-3. Relievers Aaron Sanchez and Roberto Osuna held the Rangers scoreless over the next two innings to secure the team's third consecutive win and claim the series, 3-2.

AMERICAN LEAGUE CHAMPIONSHIP SERIES

TORONTO VS. KANSAS CITY (L, 2-4)

GAME #1: The Blue Jays opened the second round of the playoffs by being shutout by the Royals in Kansas City. Toronto starter Marco Estrada allowed three runs over his 5.1 innings, including a solo home run by Salvador Perez in the 4th. The Toronto offense was stymied by KC starter Edinson Volquez and the Royals bullpen, being held to just three hits in the game. Kansas City added two more runs late in the game to secure a 5-0 victory and a 1-0 series lead.

GAME #2: Looking to tie the series at one game apiece, Toronto turned to David Price in Game 2. The Blue Jays starter cruised through the first six innings, retiring 18 consecutive batters at one point to set a new club playoff record. With the Blue Jays leading 3-0 in the 7th, the Royals bats came alive, scoring five runs off of Price. Kansas City tacked on another run in the 8th inning to take a commanding 6-3 lead. The Blue Jays left nine men on base and were shutout over the final 3.2 innings by the Royals bullpen.

GAME #3: Trailing 1-0 after the 1st inning, Toronto rallied and tagged Kansas City starter Johnny Cueto for eight runs, chasing him from the game in the 3rd. The Blue Jays took a 9-2 lead after a six-run 3rd inning, highlighted by a Troy Tulowitzki three-run home run and a two-run shot by Josh Donaldson. Toronto went on to add two more runs, including a solo home run by Ryan Goins, joining Donaldson and Tulowitzki as the only trio of Blue Jays teammates to each record three RBI in a single playoff game in club history. The Royals struck for four runs in the 9th inning, but Toronto held on for an 11-8 victory.

GAME #4: Toronto starter R.A. Dickey lasted only 1.2 innings, the shortest start by any Blue Jays starter in franchise post-season history, after allowing five runs, including four in the opening frame. The Jays plated two in the 4th off of KC starter Chris Young, the only runs they scored in the contest. Kansas City added nine runs over the final three innings to trounce the Blue Jays, 14-2, in a game that saw Toronto infielder Cliff Pennington enter the game as a reliever to record the final out of the eighth inning, becoming the first position player to pitch in the MLB postseason.

GAME #5: Manager John Gibbons turned to Marco Estrada in hopes of keeping the season alive. Estrada did not disappoint, allowing just one run on three hits over 7.2 innings. Toronto held a one-run lead entering the 6th frame before breaking out for four runs in the inning, with three of those runs driven in by a Troy Tulowitzki double. Toronto added two more runs in the game while the bullpen held the Royals to just one hit over the final 1.1 innings of the game to secure the victory and send the series back to Kansas City.

GAME #6: In their fifth elimination game of the postseason, Toronto found itself down 2-0 after two innings as starter David Price surrendered two solo home runs. A solo shot by Jose Bautista in 4th cut the Jays' deficit in half. The Royals added another in the 7th inning before Bautista answered back with a two-run home run to tie the game, 3-3, in the 7th inning, becoming the first Blue Jay in franchise history to record a multi-home run game in the postseason. Kansas City retook the lead in the top of the 8th as Eric Hosmer singled off of Roberto Osuna to drive home Lorenzo Cain for the 4-3 advantage. In the top of the 9th, Toronto had runners on second and third with none out but failed to drive home either runner as Wade Davis struck out two before inducing a groundout by Josh Donaldson to end the series.



TORONTO VS. BALTIMORE (W, 1-0)

After clinching a playoff berth on the final day of the regular season, Toronto found itself hosting the club's first ever Wild Card game vs. the Orioles. The Blue Jays opened the scoring in the 2nd inning, courtesy of a Jose Bautista solo shot off of Baltimore starter Chris Tillman. The Orioles then took the lead in the following frame on a two-run home run by Mark Trumbo off of Toronto starter Marcus Stroman. In the bottom of the 5th, Ezequiel Carrera singled to drive home Michael Saunders, who doubled to open the frame. The game remained tied at two, forcing extra innings. In the bottom of the 11th inning, with two runners on and one out, Edwin Encarnacion hit a three-run walk-off home run off of Ubaldo Jimenez to send the Blue Jays to the ALDS.

DIVISION SERIES

TORONTO VS. TEXAS (W, 3-0)

GAME #1: A rematch of the 2015 ALDS saw Toronto square-off at Texas. The game remained scoreless until the 3rd inning when the Blue Jays scored five runs with two outs, highlighted by a three-run triple by Troy Tulowitzki. Toronto added two more runs in the 4th and another three in the 9th, courtesy of a Jose Bautista three-run home run. Blue Jays starter Marco Estrada tossed eight scoreless innings before allowing a run in the 9th (8.1 IP, 4H, 6K), leading the Jays to a 10-1 victory and a 1-0 series lead.

GAME #2: Looking to go up 2-0 in the ALDS, the Blue Jays struck first, opening the scoring in the 2nd inning on a two-run home run by Troy Tulowitzki. The Rangers got a run back in the 4th to cut Toronto's lead to one. The Blue Jays answered with three solo shots by Kevin Pillar, Ezequiel Carrera, and Edwin Encarnacion, off of Rangers starter Yu Darvish in the 5th inning to take a four-run lead. It marked the first time in club history to hit three home runs in a single inning in postseason play. Those five runs were all Toronto needed, winning the game, 5-3, to push Texas to the brink of elimination.

GAME #3: For the first time in the series the Blue Jays found themselves trailing in a game, after the Rangers opened the scoring by plating a run in the 1st inning. By the end of the inning the Jays found themselves, once again, in the lead, this time by a 3-1 score after a two-run home run by Edwin Encarnacion and a Russell Martin solo shot. The two teams each struck again in the 3rd frame, with Texas adding another run, courtesy of an Elvis Andrus home run, and the Blue Jays responding with another two of their own. The Rangers then took a 6-5 lead in the top of the 6th inning, having scored all six runs off of Toronto starter Aaron Sanchez. The Blue Jays once again tied the contest up in their half of the inning, with Troy Tulowitzki scoring on a passed ball. Both teams failed to plate another run, forcing the game into extra innings. In the bottom of the 10th, Josh Donaldson led off with a double, followed by an Edwin Encarnacion intentional walk. Two batters later, Russell Martin grounded into a fielder's choice with Donaldson moving up to third base on the play. On the throwing error by Texas second baseman Rougned Odor, Donaldson scored to win the game in a walk-off to sweep the series, 3-0.

AMERICAN LEAGUE CHAMPIONSHIP SERIES

TORONTO VS. CLEVELAND (L, 1-4)

GAME #1: For the second consecutive season Toronto found itself in the ALCS, facing the Indians in a playoff series for the first time in club history. The game remained scoreless until the 6th inning when Francisco Lindor hit a two-run home run off of Marco Estrada. Those two runs were the only ones scored in the game, with Toronto falling, 2-0, in the opening game. Estrada recorded his first career complete game in the loss, joining Jack Morris as the only Blue Jays pitchers in team history to throw a complete game in the postseason.

GAME #2: The Blue Jays once again found themselves trailing Cleveland after the Indians scored a run in the 2nd inning. Toronto tied the game in the following frame before seeing the lead relinquished in the bottom of the 3rd. The Blue Jays could muster only three hits in the contest, falling 2-1 in the game and into an 0-2 hole in the ALCS for a second straight year.

GAME #3: For the third consecutive game, the Indians opened the scoring, taking a 1-0 lead after the 1st inning. The Blue Jays responded in the 2nd, scoring a run of their own against the Cleveland bullpen, as starter Trevor Bauer was removed from the game after throwing only 21 pitches, which was due to a significant finger injury. After both teams exchanged runs, the Indians took the lead for good, scoring two more runs in the 6th off of Toronto starter Marcus Stroman. It marked the first time in franchise history that the Blue Jays found themselves down 0-3 in a post-season series.

GAME #4: Facing elimination for the second time in the playoffs, Toronto turned to Aaron Sanchez to keep their playoff hopes alive. For the first time in the series, the Blue Jays scored first and had their first lead of the ALCS. Cleveland cut their lead to 2-1 after the 5th inning. That would be as close as they would get with Sanchez allowing only two hits over his 6.0 innings of work. The Jays added two runs in the 7th on an Edwin Encarnacion bases-loaded single. They then tacked on one more in the 8th via a sacrifice fly from Kevin Pillar to take the game, 5-1.

GAME #5: For the fourth time over the five games, Cleveland jumped out to an early lead after scoring an unearned run in the 1st inning. Rookie Ryan Merritt shut the Toronto offense down for 4.1 innings, allowing only two hits. The Indians scored two more runs, both solo home runs off of Marco Estrada. The Blue Jays failed to muster any sort of offense, falling 3-0 in the game and 4-1 in the series.



2020

WILD CARD

TORONTO VS. TAMPA BAY (L, 0-2)

GAME #1: Holding a 32-28 record after a shortened 60-game season, the Blue Jays returned to the postseason as the 8th seed in the American League. In the new 16-team playoff format, Toronto travelled to Tampa Bay for the entirety of the best-of-three Wild Card Series. The Jays outthit the Rays, 5-4, in Game 1 but were handed a 3-1 loss. Rowdy Tellez had a pinch-hit single and scored the team's lone run on a Bo Bichette sacrifice fly in the 8th inning.

GAME #2: The Rays used a six-run 2nd inning to power their way to an 8-2 victory and the series sweep. Mike Zunino hit a two-run homer and Hunter Renfroe belted a grand slam to cap Tampa Bay's 2nd-inning surge. Both of Toronto's runs came off of the bat of Danny Jansen, as he joined Jose Bautista as the only players in franchise history to record a multi-homer game in the playoffs.

2022

WILD CARD

TORONTO VS. SEATTLE (L, 0-2)

GAME #1: The Blue Jays reached the playoffs with 92 wins and the top Wild Card spot, playing host to the Mariners for the best-of-three series in a revamped, 12-team, postseason format. Luis Castillo made his mark for the M's as he tossed 7.1 shutout frames, leading to a 4-0 Seattle victory. Matt Chapman managed Toronto's only extra-base hit as he went 2-for-4 with a double.

GAME #2: Toronto built up an 8-1 lead through five innings but was eventually ousted from the postseason as Seattle came back for a 10-9 win. The Blue Jays' offense was largely driven by Teoscar Hernández who belted a pair of home runs to finish 2-for-4 with four RBI and three runs scored. He joined Jose Bautista and Danny Jansen as the only players in franchise history to record a multi-homer game in the postseason.



PLAYER HISTORY

ALL-TIME ROSTER

MANAGERS, COACHES AND PLAYERS - 1977 THRU 2022

TOTAL NUMBER OF PLAYERS - 895

+ = INTERIM MANAGER

INCLUDES ALL PLAYERS WHO HAVE PLAYED IN ONE OR MORE OFFICIAL MAJOR LEAGUE GAMES

MANAGERS (14)

Cox, Bobby (82-85)	6
Farnell, John (11-12)	52
Fregosi, Jim (99-00)	11
Gaston, Cito (89-97; '08-10)	43
Gibbons, John (04-'08; '13-18)	5
Hartsfield, Roy (77-79)	13
Johnson, Tim (98)	17
Martinez, Buck (01-'02)	13
Mattick, Bobby (80-81)	3
Montoye, Charlie (19-22)	25
Schneider, John (22-)	14
Queen, Mel (97)	34
Tosca, Carlos (02-'04)	14
Williams, Jimmy (86-89)	3

COACHES (81)

Arnsberg, Brad (05-'09)	38
Bailor, Bob (92-'95)	3
Barnett, Mike (02-'05)	56
Beverington, Terry (99-'01)	35
Bichette, Dante (20-)	21
Brantley, Mickey (05-'07)	14
Breedren, Joe (04)	53
Budzinski, Mark (19-)	53
Buschmann, Matt (19-)	10,26
Butera, Sal (98)	11,22
+Butterfield, Brian (02-'12)	55
+Candelae, Casey (22)	2
Cisco, Galen (88-'90; '95)	42
Connor, Mark (01-'02)	53
De Armas, Roly (00)	56
Denbo, Gary (08)	47
Duerr, Bobby (77-'81)	31
Hanson, Shelley (19)	47
Ela, Lee (00)	3
Feliske, John (80-81)	28
Gaston, Cito (82-'89; '00-'01)	41,43
+Gibbons, John (02-'04)	58
Griffin, Alfredo (96-97)	40
Guerrero, Epy (81)	53
Hacker, Rich (91-94)	7
Hale, DeMarlo (13-18)	16,20
Hentgen, Pat (11-'13)	41
Hisle, Larry (92-'95)	39
Holmberg, Dennis (94-'95)	46
Hubbard, Jack (98)	16
Hudgens, Dave (19-)	19,39
Iorg, Garth (96-'01; '02)	16
Jacoby, Brook (15-'18)	28
Johnson, Dane (15-'18)	35,38
Kim, Gil (20-)	16,22
Knopp, Bobby (00)	29
Langford, Rick (00;'06;'10)	22
Leiper, Tim (14-'18)	21,23,34,51
Leppert, Don (77-'79)	43
Lett, Jim (97-'99)	10
Leyna, Nick (93-'97; '08-'10)	16
Lienas, Winston (88)	57
Lovullo, Torey (11-'12)	7
Malave, Omar (10)	52
Mathews, Gary (98-'99)	36
Mattola, Chad (13)	39
Martinez, Guillermo (19-)	18
McLaren, John (86-'90)	7,24
Menke, Denis (80-81)	12
Mense, Hunter (22-)	23
Miller, Bob (77-'79)	15
Moore, Jackie (77-'79)	42
Mordecai, Mike (18)	53
Moseby, Lloyd (99-)	16
Murphy, Dwayne (88-'13)	21,25,41
Owens, Eric (15-'16)	60
Patterson, Gil (01-'04)	47
Peterson, Mary (99-'05-'08)	30,45,58
Queen, Mel (96-'99)	34
Rivera, Luis (11-)	2,4,20,63
Rodriguez, Eddie (98)	7
+Rojas, Cookie (01-'02)	1,4
Schneider, John (19-)	17,21
Seitzer, Kevin (14)	24
Shelton, Derek (17)	42
Smith, Billy (84-88)	27

Squires, Mike (89-'91)	25
Stanley, Bob (14)	46
Stewart, Dave (00)	34,45
Sullivan, John (82-'93)	8
+Tenace, Gene (90-97; '08-'09)	15,16,18
Torres, Hector (90-'91)	56
Tosca, Carlos (02)	14
Upshaw, Willie (96-'97)	26,28
+Wakamatsu, Don (11-'12)	22
Walker, Pete (12-)	40
+Walton, Bruce (02-'12)	52,53
+Warner, Harry (77-'80)	41
+Whitt, Ernie (05-'08)	12
Widmar, Al (80-'89)	41
Williams, Jimmy (80-'86)	3,24
Yudelman, Adam (22-)	86

PLAYERS

A (32)	
Accardo, Jeremy (rhp) ('06-'10)	49
Acevedo, Juan (rhp) ('03)	57
Acker, Jim (rhp)	
(83-'86; '89-'91)	24,31,34
Adam, Jason (rhp) ('19-)	48
Adams, Glenn (dh) (82)	55
Adams, Riley (c) (21)	5
Adams, Robert (lf) ('91-'95)	12
Adams, Terry (rhp) ('04)	51
Aikens, Willie (dh-1b) ('84-'85)	24
Ainge, Danny (if-oh) (79-'81)	2
Albers, Andrew (lhp) ('15)	67
Albers, Butch (dh) (78)	14
Alexander, Doyle (rhp) ('83-'86)	33,47
Alfonso, Edgardo (lf) ('06)	13
Aifort, Anthony (of) ('17-'20)	30
Allenson, Gary (c) (85)	38
Allygier, Nick (lhp) ('21)	51
Almanzar, Carlos (rhp) ('97-'98)	40
Almaraz, Roberto (lf) ('91-'95)	12
Alvarez, Henderson (rhp) ('11-'12)	37
Anderson, Brett (lhp) ('17)	46
Anderson, Chase (rhp) ('20)	22
Anderson, Shaun (rhp) ('22)	64
Andrews, Clayton (lhp) ('00)	36
Andujar, Luis (rhp) ('96-'98)	49
Antolin, Dustin (rhp) ('16)	46
Aoki, Norichika (of) ('17)	23
Aquino, Luis (rhp) ('86)	32
Arenobilia, J.P. (c) ('10-'13)	9
Asby, Alan (c) (77-'78; '80)	25
Ault, Doug (1b-oh) (77-'78; '80)	25
Axford, John (rhp) ('18)	77

B (86)

Bailor, Bob (lf-of-p) (77-'80)	1
Bair, Doug (rhp) ('88)	40
Baker, Dave (lf) ('82)	31
Baker, Bryan (rhp) ('21)	43
Bale, John (lhp) ('99-'00)	49
Banda, Anthony (lhp) ('22)	43
Banks, Josh (rhp) ('07)	58
Barajas, Rod (c) ('08-'09)	20
Barfield, Jesse (of) ('81-'89)	29
Barker, Kevin (lf) ('06)	43
Barlow, Mike (rhp) ('80-'81)	46
Barnes, Danny (rhp) ('16-'18)	24,30
Barnes, Jacob (rhp) ('21)	23
Barnes, Darwin (lf) ('15-'17)	18
Barrett, Michael (c) ('09)	5
Bass, Anthony (rhp) ('20-'22)	52
Batista, Miguel (rhp) ('04-'05)	43
Batista, Tony (lf) ('99-'01)	7
Battiste, Kevin (of) ('89)	34
Battle, Howard (3b) ('95)	14
Bautista, Jose (of) ('08-'17)	19,23
Beamon, Charlie (1b-dh) ('81)	32
Beasley, Jeremy (rhp) ('21-'22)	59,38
Beck, Chad (rhp) ('11-'12)	58
Beime, Kevin (rhp) ('01)	40
Beliveau, Jeff (lhp) ('17)	36
Bell, Derek (of) ('91-'92)	14
Bell, George (of) ('81; '83-'90)	11

Beniquez, Juan (of-dh) ('87-'88)	7,21
Beritz, Armando (rhp) ('08)	48
Benoit, Joaquin (rhp) ('16)	53
Berenguer, Juan (rhp) ('81)	30
Berg, Dave (if) ('02-'04)	60
Bergen, Travis (lhp) ('20-)	64,79
Bernios, Jose (rhp) ('21-)	17
Berroa, Geromino (of) ('99)	29
Berti, Jon (lf) ('18)	64
Biagini, Joe (rhp) ('16-'19)	31
Bichette, Bo (lf) ('19-)	11
Biggio, Cavan (lf) ('19-)	31
Black, Bud (lhp) ('90)	35
Blair, Willie (rhp) ('90)	27
Blake, Casey (lf) ('99)	28
Blanco, Henry (c) ('13)	22
Bohanon, Brian (lhp) ('96)	32,60
Bolsinger, Mike (rhp) ('17)	49
Bomback, Mark (rhp) ('81-'82)	17,45
Bonifacio, Emilio (lf) ('13)	3
Bonnell, Barry (of) ('80-'83)	9
Borbon, Pedro (lhp) ('00-'02)	34,51
Borders, Pat (c) ('88-'94; '99-)	10,29
Bordick, Mike (lf) ('03)	36
Borucki, Ryan (lhp) ('18-'22)	56
Bossett, Rick (of) ('78-'81)	52
Boshers, Buddy (lhp) ('19)	67
Bouchie, Denis (rhp) ('91)	35
Bowles, Brian (of) ('01-'03)	26,37
Bowling, Steve (of) ('77)	3
Boyd, Matt (lhp) ('15)	46
Bradley Jr., Jackie (of) ('22)	25
Braun, Steve (lf-dh) ('80)	11
Brenly, Bob (c) ('89)	9
Brito, Socrates (lf) ('19)	38
Brito, Tilton (lf) ('96-'97)	12,14
Brow, Scott (rhp) ('93-'94; '96; '27)	44
Brown, Bobby (of) ('79)	5
Brown, Kevin (c) ('98-'99)	14
Brunfeld, Jacob (of) ('96-'97; '99)	25
Bruno, Tom (rhp) ('17)	29
Buchholz, Clay (rhp) ('19)	36
Buchholz, Taylor (rhp) ('10)	30
Buck, John (c) ('10)	14
Buehrle, Mark (lhp) ('13-'15)	56
Buice, DelWayne (rhp) ('89)	38
Bullington, Bryan (rhp) ('09)	36
Burnett, A.J. (rhp) ('06-'08)	34
Burns, Andy (lf) ('16)	1
Burres, Brian (lhp) ('09)	11
Burrows, Jeff (dh) ('95)	44
Bush, Dave (rhp) ('04-'05; '13)	49,54
Bush, Homer (lf) ('99-'02)	34
Buskey, Tom (rhp) ('78-'80)	44
Butera, Sal (c) ('88)	26
Butler, Rich (of) ('97)	11
Butler, Rich (lf) ('93-'94; '99)	2,20
Byrd, Jeff (rhp) ('77)	27

C (84)

Cabrera, Francisco (c) ('89-)	21
Cabrera, Melky (of) ('13-'14)	53
Cadaret, Greg (lf) ('94)	23
Cairo, Miguel (lf) ('96)	33
Camp, Shawn (rhp) ('08-'11)	57
Campes, Leonel (rhp) ('17)	60
Camposano, Sil (of) ('88)	6
Canate, Willie (of) ('93)	21
Candelaria, John (lhp) ('90)	48
Candiotti, Tom (rhp) ('91)	49
Cannon, J.J. (Joe) (of) ('79-'80)	30
Canseco, Jose (of-dh) ('98-)	33,44
Carson, Vinny (lf) ('22)	44
Capra, Jesse (lhp)	
(09-'11)	39,43,48
Carpeniter, Chris (rhp) ('97-'02)	26,50
Carpeniter, David (rhp) ('12)	39
Carpeniter, Drew (rhp) ('12)	39
Carrara, Giovanni (rhp) ('95-'96)	38
Carreno, Joe (rhp) ('11-'12)	34
Carrera, Ezequiel (of) ('15-'18)	3
Carter, Joe (of) ('91-'97)	29,43
Carty, Rico (dh) ('78-'79)	21

Cash, Kevin (c) ('02-'04)	29
Cassidy, Scott (rhp) ('02)	40
Castillo, Alberto (c) ('00-'01)	30
Castillo, Frank (rhp) ('01-)	37
Castillo, Max (rhp) ('22)	60
Castillo, Tony (lhp)	
(88-'89; '93-'96)	27,49
Castro, Anthony (rhp) ('21)	63
Castro, Miguel (rhp) ('15)	51
Catalanotto, Frank (of) ('03-'06)	27
Cauldill, Bill (rhp) ('85-'86)	36
Cecil, Brett (lhp) ('09-'16)	27
Cecilian, Darrell (of) ('16)	9
Cedeno, Domingo (lf) ('93-'96)	20,70
Cerone, Rick (c) ('77-'79)	9
Cerutti, John (lhp) ('85-'90)	55
Chacin, Gustavo (lf) ('04-'07)	39
Chapman, Matt (lf) ('22-)	26
Chatwood, Tyler (rhp) ('21)	34
Chavez, Jesse (rhp) ('12;'16)	30,30
Chavez, Raul (c) ('09)	10
Chulk, Vinny (of) ('03-'06)	50
Cimber, Adam (rhp) ('21-)	90
Clancy, Jim (rhp) ('77-'88)	18
Clark, Brian (rhp) ('84)	35
Clark, Howie (lf) ('03-'04; '07)	4,6
Clarke, Stan (rhp) ('83-'85)	34
Clayton, Royce (of) ('07)	11
Clemens, Roger (rhp) ('97-'98)	21
Clippard, Tyler (rhp) ('18)	36
Coats, Buck (of) ('08)	21
Coco, Pasqual (rhp) ('00-'02)	38,54
Coello, Roberto (rhp) ('12)	56
Coghlan, Chris (if/oh) ('17)	7
Colaballo, Chris (lf) ('15-'16)	15
Cole, A.J. (rhp) ('20-'21)	36
Cole, Taylor (rhp) ('17)	38
Coleman, Joe (rhp) ('78)	16,40
Coles, Darrell (of) ('93-'94)	11
Collins, Dave (of) ('83-'84)	10
Collins, Zack (c) ('22)	21
Concepcion, Jose (92-'95)	11
Cooper, Brian (rhp) ('02)	50
Cooper, David (lf) ('11-'12)	30,40
Cooper, Don (rhp) ('83)	36
Cooperland, Scott (rhp) ('15)	28
Cordero, Francisco (rhp) ('12)	48
Cordero, Jimmy (rhp) ('19)	66
Cordova, Marly (of) ('00)	15
Comett, Brad (rhp) ('94-'95)	22,58
Cox, Danny (rhp) ('93-'95)	50
Cox, Ted (lf) ('81)	34
Crabtree, Tim (rhp) ('95-'97)	37
Crawford, Evan (lhp) ('12)	46
Creek, Doug (lhp) ('03)	39
Crespo, Felipe (lf) ('96-'98)	3,6
Crozier, Eric (lf) ('04)	17
Cruz Jr., Jose (of) ('97-'02)	23
Cruz, Rhiner (rhp) ('18)	59
Cruz, Victor (rhp) ('78)	47
Cubillan, Darwin (rhp) ('00)	34
Cummings, Steve (rhp) ('89-'90)	32
Cumpton, Brandon (rhp) ('18)	47

D (46)

Daal, Omar (lhp) ('97)	54
Dalesandro, Mark (c) ('98-'99)	5,59
Darr, Mike (rhp) ('77-)	28
Darwin, Danny (rhp) ('95)	44
Davey, Tom (rhp) ('99)	43
Davis, Bob (c) ('79-'80)	38
Davis, Dick (of) ('82)	35
Davis, Doug (rhp) ('03)	48
Davis, Jonathan (of) ('18-'21)	3,49,67
Davis, Rajai (of) ('13)	11
Davis, Steve (rhp) ('95-'86)	25
Dayley, Ken (lhp) ('91; '93)	46
DeBarr, Dennis (lhp) ('77)	22
Delgado, Carlos (1b) ('90-)	6,21,25
(93-'04)	
De Jong, Jordan, (rhp) ('07)	57
Delabar, Steve (rhp) ('12-'15)	50
DeLucchi, David (of) ('09)	17

BIographies

LAST SEASON

HISTORY

RECORDS

OPPONENTS

PLAYER DEV.

MEDIA & MISCS.



de los Santos, Valerio (lhp) (04).....26
 Dermody, Matt (lhp) (16-'17).....50
 DeRosa, Mark (if) (13).....16
 DeWitt, Jeff (c) (87).....27
 DeWitt, Matt (lhp) (02-'01).....40,49
 Diamond, Scott (lhp) (16).....32
 Diaz, Aledys (r) (18).....1
 Diaz, Clemis (c) (90).....59
 Diaz, Jonathan (if) (14-'15).....1
 Diaz, Robinzon (c) (08).....14
 Diaz, Yennys (rhp) (19).....59
 Dickerson, Corey (of) (21).....14
 Dickey, R.A. (rhp) (13-'16).....43
 Dils, Rafael (rhp) (20-'21).....41
 Dominguez, Matt (if) (16).....32
 Dominique, Andy (c) (05).....56
 Donaldson, Josh (if) (15-'18).....20
 Dotel, Octavio (rhp) (11).....29
 Doubont, Felix (lhp) (15).....57
 Douglass, Sean (rhp) (04).....24
 Downs, Scott (lhp) (05-'10).....37
 Drabek, Kyle (rhp) (10-'14).....44
 Drake, Oly (lhp) (18).....46
 Drey, Brandon (if) (18-'20).....3,10
 Ducey, Rob (of) (87-'92; '00).....20,22,40
 Dull, Ryan (rhp) (19).....73
 Duncan, Mariano (if) (97).....24
 Dyson, Jarrod (of) (21).....1
 Dyson, Sam (rhp) (12).....35

E (17)

Eckstein, David (if) (08).....11
 Edge, Butch (rhp) (79).....16
 Edwards Jr., Carl (rhp) (21).....43
 Eichhorn, Mark (rhp) (82; '86-'88; '92-'93).....28,38,48
 Encarnacion, Edwin (if) (09-'16).....7,10,12
 Eppard, Jim (ph) (90).....26
 Escobar, Kevin (lhp) (97-'03).....45,47
 Escobar, Yunel (if) (07-'05).....50
 Espinal, Santiago (if) (20-).....5
 Espinosa, Nino (rhp) (81).....38
 Estrella, Bobby (c) (04).....20
 Estrada, Marco (rhp) (15-'18).....25
 Estrada, Leo (rhp) (00).....50
 Evans, Tom (if) (97-'98).....2,28
 Eveland, Dana (lhp) (10).....30
 Ewing, Sam (if-of-of) (77-'78).....5
 Eyre, Scott (lhp) (01-'02).....29

F (31)

Fairly, Ron (if-of) (77).....6
 Farquhar, Danny (lhp) (11-'12).....49
 Fasano, Sal (c) (07).....13
 Feierabend, Ryan (lhp) (19).....60
 Feldman, Scott (rhp) (16).....46
 Felix, Junior (of) (89-'90).....47,54
 Fernandez, Jose (lhp) (18).....50
 Fernandez, Tony (if) (83-'90; '93; '98-'99; '01).....1
 Fielder, Cecil (dh-1b) (85-'88).....23
 Figueroa, Luis (if) (06).....46
 Fife, Bob (lhp) (01-'02; '04).....36
 Filer, Tom (rhp) (85).....49
 Fisher, Derek (of) (19-'20).....20,23
 Flanagan, Mike (lhp) (87-'90).....46
 Flenor, Huck (lhp) (93; '96-'97).....32,38
 Fletcher, Darrin (c) (98-'02).....9
 Floyd, Gavin (rhp) (16).....39
 Font, Wilmer (rhp) (19-'20).....63
 Francis, Bowden (rhp) (22).....59
 Francis, Jeff (lhp) (15).....35
 Francisco, Ben (of) (12).....8
 Francisco, Frank (rhp) (11).....50
 Francisco, Juan (if) (14).....40
 Franklin, John (rhp) (99-'01).....62
 Fraser, Willie (rhp) (91).....27
 Frasier, Jason (rhp) (04-'11; '12).....54
 Frederick, Kevin (rhp) (04).....48
 Free, Ryan (if) (01).....11
 Freisleben, Dave (rhp) (79).....25
 Frys, Jeff (if) (01).....1
 Fullimer, Brad (dh) (00-'01).....20

G (63)

Gagne, Matt (lhp) (22).....91
 Galvis, Freddy (if) (19).....16
 Garcia, Carlos (if) (97).....13
 Garcia, Damaso (if) (80-'86).....7
 Garcia, Jaime (lhp) (18).....57
 Garcia, Pedro (if) (77).....38
 Garcia, Yimi (rhp) (22-).....93
 Garvin, Jerry (lhp) (77-'82).....36
 Gaudin, Chad (rhp) (05).....35
 Gausman, Kevin (rhp) (22-).....34
 Gaviglio, Sam (rhp) (18-'20).....43
 Geisel, Dave (lhp) (82-'83).....35

Germano, Justin (rhp) (13).....52
 Getz, Chris (if) (14).....39
 Giannelli, Ray (if) (91).....19
 Giles, Ken (rhp) (18-'20).....51
 Gillespie, Tom (rhp) (90).....47
 Gillespie, Cole (if) (14).....6
 Girard, Chad (lhp) (16).....57
 Glasco, Troy (if) (06-'07).....25
 Glenn, Brad (of) (14).....55
 Glover, Gary (rhp) (99).....51
 Glynn, Ryan (rhp) (04).....51
 Godley, Zack (rhp) (19).....46
 Goins, Ryan (if) (13-'17).....17
 Gomes, Yan (c) (12).....68
 Gomez, Chris (if) (04).....31
 Gomez, Luis (if) (78-'79).....11
 Gonzalez, Rene (if) (91).....88
 Gonzalez, Alex (if) (10).....20
 Gonzalez, Alex S. (if) (94-'01).....8
 Gonzalez, Edgar (rhp) (13).....35
 Goodwin, Curtis (of) (99).....17
 Gordon, Don (rhp) (86-'87).....39
 Gose, Anthony (of) (12-'14).....8,43
 Gott, Jim (rhp) (82-'84).....38
 Gozto, Mauro (rhp) (89).....47
 Graverson, Curtis (of) (18).....18
 Graveman, Kendall (rhp) (14).....31
 Grebeck, Craig (if) (98-'00).....4
 Green, Nick (if) (10).....64
 Green, Shawn (of) (93-'99).....15
 Greene, Charlie (c) (00).....21
 Greene, Todd (of) (00).....27
 Greene, Willie (if) (99).....12
 Greer, Kevin (rhp) (10).....63
 Grichuk, Randal (of) (18-).....15
 Griffin, Alfredo (if) (79-'84; '92-'93).....4
 Griffin, John-Ford (of) (05; '07; 11,24
 Griffin, Foster (rhp) (22).....60
 Grill, Jason (rhp) (16-'17).....37
 Grinn, Steve (rhp) (79).....45
 Gronkewicz, Les (rhp) (07).....62
 Gross, Gabe (of) (07-'05).....18,21
 Gruber, Kelly (if) (84-'92).....29
 Guerra, Javy (rhp) (19).....48
 Guerrero Jr., Vladimir (if) (19-'20).....27
 Guerrieri, Taylor (rhp) (18).....65
 Guimel, Preston (rhp) (18).....49
 Gunderson, Eric (lhp) (00).....39
 Gurriel Jr., Lourdes (of) (18-).....13
 Guthrie, Mark (lhp) (00).....38
 Guzman, Juan (rhp) (91-'98).....57,66

H (64)

Hague, Matt (if) (15).....23
 Hall, Darren (rhp) (94-'95).....36
 Halladay, Roy (rhp) (98-'09).....32,52
 Hamilton, Joey (rhp) (99-'01).....50
 Hand, Brad (lhp) (21).....52
 Hanson, Alan (if) (19).....1,19
 Hanson, Erik (rhp) (96-'98).....39
 Happ, J.A. (lhp) (12-'14; '16-'18).....33,48
 Hargan, Steve (lhp) (77).....57
 Harrell, Lucas (rhp) (17).....57
 Hanks, Tom (rhp) (77).....24
 Hatch, Thomas (rhp) (20-).....31
 Hattig, John (if) (06).....23
 Hauschild, Mike (rhp) (18).....44
 Hawkins, LaRoy (rhp) (15).....32
 Hayhurst, Dirk (rhp) (09).....58
 Hearnoff, Jeff (c) (85-'86).....54
 Hechavarria, Adaye (if) (12).....3
 Heinenman, Terry (c) (22).....22
 Henderson, Rickey (of) (93).....14,24
 Hendrickson, Mark (lhp) (02-'03).....43
 Hendrix, Liam (rhp) (14-'15).....31,39
 Hinkle, Eric (if) (02-'06).....11
 Hodson, Paul (if) (80-).....49
 Hoffpau, Jarrett (if) (10).....35
 Hollins, Dave (dh) (99).....17
 Horsman, Vince (lhp) (91).....26
 Horton, Willie (dh) (78).....48
 Houser, T.J. (lhp) (17).....44
 Howell, Roy (if) (77-'80).....13
 Howell, J.P. (lhp) (17).....56
 Hoyking, Jared (of) (21).....28
 Hucking, Ken (of) (02-'03; '05).....20

Hudek, John (rhp) (99).....43
 Hudson, Daniel (rhp) (19).....46
 Hudson, Orlando (if) (02-'05).....13
 Huff, Michael (of) (94-'96).....26
 Huffman, Phil (rhp) (79).....47
 Hurtado, Edwin (rhp) (95).....32
 Hutcherson, Drew (rhp) (12-'16).....36
 Hutton, Tommy (if-of) (78).....14
 Hynes, Colt (lhp) (15).....49

I (6)

Igarashi, Ryota (rhp) (12).....56
 Infante, Alexis (if) (87-'89).....14
 Inglett, Joe (if) (07-'09).....1,4
 Iorg, Garth (if-of) (78; '80-'87).....16,29
 Izturis, Cesar (if) (01).....1
 Izturis, Maicer (if) (13-'15).....3

J (21)

Jackson, Darrin (of) (93).....13
 Jackson, Edwin (rhp) (19).....34
 Jackson, Roy Lee (rhp) (81-'84).....25
 Jansen, Danny (c) (18-).....9
 Janssen, Casey (rhp) (06-'14).....44
 Janzen, Marty (rhp) (96-'97).....36
 Jefferson, Jesse (rhp) (77-'80).....34
 Jeffrey, Jeremy (rhp) (13).....33
 Jenkins, Chad (rhp) (12-'15).....64
 Johnson, Cliff (if) (83-'86).....00,44
 Johnson, Dan (if) (14).....60
 Johnson, Dane (of) (96).....50
 Johnson, Jerry (rhp) (77).....40
 Johnson, Joey (rhp) (86-'87).....33
 Johnson, Josh (rhp) (11).....55
 Johnson, Kelly (if) (11-'12).....2
 Johnson, Reed (of) (03-'07).....3,37
 Johnson, Tim (if) (78-'79).....16,17
 Johnson, Tony (if) (82-).....15
 Joseph, Ricardo (lhp) (95).....49
 Jordan, Caleb (c) (20).....7

K (25)

Kato, Gosuke (if) (22).....29
 Kawasaki, Munenori (if) (13-'15).....66
 Kay, Anthony (lhp) (19).....47,70
 Kelly, Pat D. (c) (80).....6
 Kelly, Pat F. (if) (99).....9
 Kennedy, Joe (lhp) (07).....46
 Kent, Jeff (if) (92).....11
 Kershner, Jason (lhp) (02-'04).....23,26
 Key, Jimmy (lhp) (84-'92).....22,47
 Kieley, Bobby (of) (03).....24
 Kikuchi, Yusui (lhp) (22-).....16
 Kilgus, Paul (lhp) (90).....19
 Kingham, Nick (rhp) (19).....39
 Kirk, Alejandro (c) (20-).....30,85
 Kirkwood, Don (rhp) (78).....32
 Klitsch, Mickey (if) (83).....27
 Knorr, Randy (c) (91-'95).....27,54
 Koch, Billy (rhp) (99-'01).....54
 Koehler, Tom (rhp) (17).....34
 Korcey, Bobby (rhp) (12;'14).....20,51
 Koskie, Corey (if) (05).....47
 Kottaras, George (c) (14).....14
 Kratz, Eric (c) (14).....31
 Kuroki, Jack (rhp) (80).....30
 Kusick, Craig (if) (79).....5

L (54)

Laffey, Aaron (lhp) (12-'13).....32
 Lake, Junior (of) (16).....48
 Lamb, Jake (if) (21).....1
 Lamp, Dennis (rhp) (84-'86).....53
 Lannan, Ryan (of) (13).....18
 LaRoche, Andy (if) (13).....31
 Latham, Chris (of) (01).....27
 Latus, Tom (rhp) (17).....57
 Lawler, Gary (if) (85-'87).....46
 Law, Derek (lhp) (19).....64
 Lawless, Tom (if) (89-'90).....33
 Lawrence, Casey (rhp) (17; '22).....59,62
 Lawrence, Joe (if) (02).....17
 Lawrie, Brett (if) (11).....13,17
 Leach, Rick (1b-of) (84-'88).....9
 League, Brandon (rhp) (04-'09).....22,35
 Leal, Luis (rhp) (80-'85).....48
 Ledezma, Wilfredo (lhp) (11).....58
 Lee, Manny (if) (85-'92).....2,4
 Leiter, Al (lhp) (89-'95).....28
 Leiter Jr., Mark (rhp) (18).....62
 Lemanczyk, Dave (rhp) (77-'80).....23
 Lemongello, Mark (rhp) (79).....40
 Lennon, Patrick (of) (98-'99).....20
 Leon, Arnold (lhp) (16).....68
 Leone, Dominic (rhp) (17).....51
 Leshar, Brian (if) (02).....30
 Lewis, Fred (if) (10).....15
 Lewis, Rommie (lhp) (10-'11).....35,50

Lidle, Cory (rhp) (03).....21
 Ligtentgen, Kerry (rhp) (04).....46
 Lilly, Ted (lhp) (04-'06).....31
 Lincoln, Brad (rhp) (12-'13).....49
 Lind, Adam (of) (06-'14).....26
 Linton, Doug (rhp) (92-'93; '03).....26,30
 Liriano, Francisco (lhp) (16-'17).....45
 Liriano, Nelson (if) (87-'90).....2
 Litsch, Jesse (rhp) (07-'12).....51
 Lopez, Jaime (lhp) (99).....37
 Lozaiza, Esteban (rhp) (00-'02).....21
 Loewen, Adam (of) (11).....39
 Lopez, Aquilino (rhp) (03-'04).....44
 Lopez, Felipe (if) (01).....7
 Lopez, Luis (if) (21).....1
 Lopez, Otto (if) (01).....51,72
 Lopez, Rafael (c) (17).....1
 Loup, Aaron (lhp) (12-'15).....62
 Lowe, Mark (rhp) (18).....57
 Luciano, Elvis (rhp) (19).....65
 Ludwick, Eric (lhp) (99).....40
 Lueken, Steve (rhp) (79).....46
 Luebber, Rick (rhp) (90).....38
 Luna, Hector (if) (07-'08).....18
 Lyon, Brandon (rhp) (01).....28,31 ('01-'02; '12)

M (81)

MacDonald, Bob (lhp) (90-'92).....45
 Macha, Ken (if) (81).....8
 Macha, Mike (if) (80).....11
 Mahler, Mickey (rhp) (86).....40
 Maile, Luke (c) (17-'19).....21,22
 Makسدian, Mike (if) (92).....21
 Maldonado, Candy (of) (91-'92; '95).....23
 Manoh, Alek (rhp) (21-).....6
 Manrique, Fred (if) (81; '84).....2
 Marcum, Shaun (rhp) (05-'10).....28
 Martin, Norberto (if) (99).....3,38
 Martin, Russell (c) (78-'10).....55
 Martinez, Bruce (81-'88).....14
 Martinez, Dave (of) (00).....14
 Martinez, Domingo (1b) (92-'93).....5,59
 Martinez, Sandy (c) (95-'97).....35,53
 Mason, Jim (if) (77).....11
 Mastroianni, Darin (of) (11; '14).....1,33
 Matheny, Mike (c) (99).....11,22
 Mathis, Jeff (if) (12).....6
 Matuszek, Len (dh) (85).....25
 Matz, Steven (lhp) (21).....22
 Maurer, David (lhp) (04).....51
 Mayberry, John (1b) (78-'82).....10
 Mayberry, John (of) (14).....9
 Mayza, Tim (lhp) (87).....58
 Mazzilli, Lee (of-dh) (89).....13
 McCoy, Mike (if) (10-'12).....18
 McDonald, John (if) (05-'11).....6
 McGowan, Dustin (rhp) (05-'14).....29,40
 McGriff, Fred (1b) (86-'90).....19
 McGuire, Deck (rhp) (18).....48
 McGuire, Reese (c) (18-).....7,10,70
 McKay, Dave (if) (77-'79).....39
 McKinney, Billy (of) (18-'20).....28
 McLaughlin, Joey (rhp) (80-'84).....50
 McRae, Brian (of) (99).....56
 Mench, Kevin (of) (08).....36
 Menechino, Frank (if) (04-'05).....4
 Menhart, Paul (rhp) (95).....55
 Merced, Orlando (of) (97).....6
 Merrifield, Whit (lhp) (22-).....1
 Merryweather, Julian (rhp) (20-).....67
 Michalak, Chris (lhp) (01).....17
 Miller, Kevin (if) (09).....15,30
 Miller, Dyer (rhp) (79).....35
 Miller, Justin (rhp) (78-'80).....39
 Miller, Trevor (rhp) (03; '11).....43,51
 Mills, Brad (lhp) (09-'11; '14).....38,59
 Milner, Brian (c) (78).....3
 Milone, Tommy (lhp) (21).....69
 Mirabella, Paul (lhp) (80-'81).....42
 Moffitt, Randy (rhp) (03).....17
 Molina, Bengie (c) (86).....1
 Molina, Jose (c) (10-'11).....9
 Molitor, Paul (of) (93-'95).....18
 Mondesi, Raul (of) (00-'02).....43
 Montero, Miguel (c) (17).....39,47
 Moore, Beair (lhp) (78-'80).....39
 Moore, Charlie (c) (87).....21
 Morales, Franklin (lhp) (16).....56
 Morales, Kendrys (dh) (17-'18).....8
 Moran, Brian (lhp) (20).....48
 Morandini, Mickey (if) (00).....1
 Moran, Gabriel (c) (22-).....55
 Morgan, Mike (rhp) (83).....30
 Morris, Jack (rhp) (92-'93).....47
 Morrow, Brandon (rhp) (10-'14).....23
 Mosley, Lloyd (of) (80-'89).....15



Mosquera, Julio (c) '96-'97 46
Mottola, Chad (of) '00-'06) 21,22
Mullinix, Rance (f) '82-'92) 5
Murno, Peter (rhp) ('99-'00) 13,69
Murphy, Bill (rhp) ('09) 62
Murphy, Patrick (rhp) ('20-'21) 66
Murray, Tom (rhp) ('77-'79) 45
Murray, Dale (rhp) ('81-'82) 33
Muselman, Jeff (hp) ('86-'89) 13,32,35
Muselman, Ron (rhp) ('84-'85) 30
Myers, Greg (c) ('87-'89-'92-'03-'05) 16,21,28,52
Myers, Randy (rhp) ('98) 28

N (13)
Nakamura, Michael (rhp) ('04) 53
Navarro, Dioner (c) ('14-'15-'16) 30
Ngopee, Gift (lf) ('18) 61
Niekas, Mike (c) ('13) 15
Nicosia, Steve (c) ('85) 35
Niecko, Phil (rhp) ('87) 35
Nix, Jayson (lf) ('11) 28
Nixon, Otis (of) ('96-'97) 2
Nolin, Sean (rhp) ('13-'14) 35
Nordbrook, Tim (if) ('77-'78) 12
Nordhagen, Wayne (of-dh) ('82) 3,30
Norris, Darrell (rhp) ('14-'15) 32
Norris, Jose (rhp) ('87-'89) 45

O (14)
O'Brien, Charlie (c) ('96-'97) 22
Oh, Seunghwan (rhp) ('18) 22
Ohka, Tom (rhp) ('07) 18
Olerud, John (1b-dh) ('89-'96) 9
Oliver, Al (dh) ('85) 50
Oliver, Darren (rhp) ('12-'13) 38
Olmedo, Ray (if) ('07) 43
Olinari, Mike (c) ('17) 43
Orta, Jorge (of-dh) ('83) 33
Ortiz, Ramon (rhp) ('13) 34
Osler, Roberto (rhp) ('15-'18) 54
Otanaz, Willis (lf) ('99) 21
Overbay, Lyle (lf) ('06-'10) 17,35
Overton, Connor (rhp) ('21) 44

P (41)
Painter, Lance (hp) ('00-'01) 28,40
Palacios, Josh (of) ('21-) 77
Panik, Joe (if) ('20-'21) 45
Pannone, Thomas (rhp) ('18-'20) 42
Parades, Jimmy (if) ('16) 37
Parker, Dave (dh) ('91) 39
Parrmley, Ian (of) ('17) 10
Parris, Steve (rhp) ('01-'02) 39
Parrish, John (rhp) ('08) 31
Parrish, Lance (c) ('95) 13
Patterson, Corey (of) ('11) 16
Pauley, David (rhp) ('12) 49
Paulino, David (rhp) ('18) 22
Paypams, Joel (rhp) ('21) 54
Pearce, Steve (if) ('17-'18) 28
Pearson, Nate (rhp) ('20-) 24
Pennington, Cliff (if) ('15) 9
Perez, Hector (rhp) ('20) 64
Perez, Juan (rhp) ('13) 57
Perez, Luis (hp) ('11-'13) 47
Perez, Robert (of) ('94-'97) 17
Perez, Tomas (lf) ('95-'98) 1,13
Person, Robert (rhp) ('97-'99) 31
Peterson, Adam (rhp) ('04) 59
Petralli, Geno (c) ('82-'84) 14
Petricka, Jake (rhp) ('18) 39
Pheps, David (rhp) ('19-'21) 35
Pheps, Josh (c) ('00-'04) 17
Phillips, Jason (c) ('06-'07) 47
Phillips, Kyle (c) ('08) 31
Phillips, Tony (of) ('98) 12
Pillar, Kevin (of) ('13-'19) 11,22
Plesac, Dan (lhp) ('97-'99-'01-'02-'03) 12
Politte, Cliff (rhp) ('02-'03) 53
Pompey, Dalton (of) ('14-) 23,45
Pond, Simon (of) ('04) 18
Pop, Zach (rhp) ('22-) 56
Powell, Hosken (of-dh) ('82-'83) 22
Price, David (hp) ('15) 14

Prokopec, Luke (rhp) ('02) 44
Purcey, David (rhp) ('08-'11) 25

Q (3)
Quattrill, Paul (rhp) ('96-'01) 48
Quinlan, Tom (lf) ('90-'92) 16
Quiroz, Guillermo (c) ('04-'05) 16

R (50)
Rader, Doug (if) ('77) 10
Ramirez, Carlos (rhp) ('17-'18) 36,38
Ramirez, Neil (rhp) ('19) 33
Ramos, Domingo (if) ('80) 17
Rasmus, Colby (of) ('11-'14) 28
Rasmussen, Rob (hp) ('14-'15) 59
Rauch, Jon (rhp) ('11) 60
Ray, Robbie (hp) ('20-'21) 38
Ray, Robert (rhp) ('09-'10) 60
Redmond, Todd (rhp) ('13-'15) 58
Reed, Jeremy (of) ('10) 7
Refsnyder, Rob (if) ('17) 39
Reichert, Dan (rhp) ('03) 54
Reid-Foley, Sean (rhp) ('18-'20) 54
Reimold, Nolan (of) ('14) 14
Revere, Ben (of) ('15) 7
Revering, Dave (1b-dh) ('82) 10
Reyes, Jo-Jo (hp) ('11) 37
Reyes, Jose (lf) ('13-'15) 7
Richard, Clayton (rhp) ('19) 32
Richards, Trevor (rhp) ('21-) 3
Richmond, Scott (rhp) ('08-'12) 48,57
Righetti, Dave (rhp) ('94) 24
Rios, Alex (of) ('04-'09) 15
Risley, Bill (rhp) ('96-'98) 55
Rivera, Juan (of) ('11) 20
Roark, Tanner (rhp) ('20-'21) 14
Roberts, Leon (of-dh) ('82) 3
Roberts, Ryan (if) ('06-'07) 4,20
Robertson, Bob (1b-dh) ('79) 5
Robinson, Kenny (rhp) ('95-'97) 44,52
Rodriguez, Nereo (rhp) ('98-'99) 39
Roenicke, Josh (of) ('09-'10) 17,33
Rogers, Esml (rhp) ('13-'14) 32
Rogers, Jimmy (rhp) ('95) 47
Rolen, Scott (if) ('08-'09) 33
Romano, Jordan (rhp) ('19) 68
Romano, Mike (rhp) ('99) 46
Romero, Davis (hp) ('06) 50
Romero, Ricky (of) ('09-'13) 24
Romo, Sergio (rhp) ('22) 54
Roof, Phil (c) ('77) 4
Rosario, Francisco (rhp) ('06) 36
Ross, Mark (rhp) ('98) 21
Roussop, Zac (hp) ('19) 59
Rowley, Chris (rhp) ('17-'18) 45,47
Ruiz, Randy (if) ('09-'10) 3,21
Ryan, B.J. (hp) ('06-'09) 52
Ryu, Hyun Jin (hp) ('20-) 99
Rzeczynski, Marc (hp) ('09-'11) 34

S (7)
Saitalamacchia, Jarrod (c) ('17) 10
Samuel, Juan (if) ('96-'98) 11
Sanchez, Aaron (rhp) ('14-'19) 41
Sanchez, Alex (rhp) ('89) 33
Sanders, Anthony (of) ('99) 27
Santiago, Benito (c) ('97-'98) 18
Santos, Luis (rhp) ('17-'18) 56,71
Santos, Sergio (hp) ('12-'14) 21
Saucedo, Taylor (hp) ('21-) 46,52,54
Saunders, Michael (of) ('15-'17) 21
Schoeneweis, Scott (lhp) ('05-'06) 60
Schofield, Dick (ss) ('93-'94) 4,22
Scholtz, Ken (rhp) ('80-'82) 21,31
Schrom, Bo (rhp) ('15-'16) 47
Scott, John (of) ('77) 11
Soutara, Marco (lf) ('08-'09) 19
Sigafoos, David (lf) ('99) 19
Semián, Marcus (if) ('21) 10
Sentency, Steve (rhp) ('82) 34
Service, Scott (rhp) ('03) 53
Shafer, Justin (rhp) ('18-'19) 50,66
Sharperman, Mike (if) ('87) 10
Shaw, Travis (if) ('20) 6
Shepherd, Ron (of) ('84-'86) 21
Shoemaker, Matt (rhp) ('19-'20) 34

T (29)
Tabler, Pat (if) ('91-'92) 15
Tallet, Brian (hp) ('06-'10-'11) 56
Tam, Jeff (rhp) ('03) 33
Tapiá, Raimel (of) ('22) 15
Taubenheim, Ty (rhp) ('06-'07) 48
Taylor, Beau (c) ('19) 72
Teahen, Mark (if) ('11) 20
Tellez, Rowdy (1b) ('18-'21) 44,68
Tepera, Ryan (rhp) ('15-'19) 52
Tepesch, Nick (rhp) ('17) 48
Thames, Eric (of) ('11-'12) 14,46
Thigpen, Curtis (c) ('07-'08) 7,59
Thole, Josh (c) ('13-'16) 22,30
Thomas, Frank (if) ('07-'08) 35
Thompson, Andy (of) ('00) 16
Thornton, Lou (of) ('85-'87-'88) 28
Thornton, Trent (rhp) ('19-) 57
Thurman, Corey (rhp) ('02-'03) 35
Tice, Ty (rhp) ('21) 60
Timlin, Mike (rhp) ('91-'97) 53
Travis, Devon (if) ('15-'18) 29
Trileck, Rick (rhp) ('92) 35
Tulowitzki, Troy (if) ('15-'18) 2

U (5)
Underwood, Tom (hp) ('78-'79) 24
Uppshaw, Willie (if) ('78-'80-'87) 26
Upton, Melvin (of) ('16) 7
Urena, Richard (if) ('17-'19) 7
Urshela, Gio (if) ('18) 3

V (17)
Valdez, Cesar (rhp) ('17) 64
Valdez, Merkin (rhp) ('10) 47
Valencia, Danny (if) ('14-'15) 15
Valera, Breyvic (if) ('19-'21) 74
Van Ryn, Ben (lhp) ('98) 50
Vasquez, Andrew (hp) ('22) 50
Velandia, Jorge (if) ('08) 4
Velez, Otto (if) ('07-'08) 19
Venditte, Pat (rhp) ('16) 44
Vernielya, Jamie (rhp) ('07) 36
Villanueva, Carlos (rhp) ('11-'12) 33
Villar, Jonathan (if) ('20) 20,30
Viola, Frank (hp) ('96) 19
Virgil, Ozzie (c) ('89-'90) 21,26
Vizquel, Omar (if) ('12) 13,17
Vogelbach, Daniel (of) ('20) 20
Vuckovich, Pete (rhp) ('77) 30

W (44)
Wagner, Neil (rhp) ('13-'14) 45
Waguespack, Jacob (rhp) ('19-'20) 62
Walker, Pete (rhp) ('02-'03-'05-'06-'11) 40
Walker, Tajuan (rhp) ('20) 00
Wallace, Dave (rhp) ('78) 46
Walters, P.J. (rhp) ('11) 40
Wang, Chen-Ming (rhp) ('13) 67
Ward, Duane (rhp) ('86-'95) 31
Ward, Turner (of) ('91-'93) 16,24
Ware, Jeff (rhp) ('95-'96) 52
Wascini, John (rhp) ('03) 38
Weathers, David (rhp) ('91-'92) 53
Weber, Thad (rhp) ('13) 51
Webster, Mitch (of) ('83-'85) 23
Wells, David (hp) ('87-'92-'99-'00) 33,36
Wells, Greg (1b-dh) ('81) 43
Wells, Randy (rhp) ('08) 59
Wells, Vernon (of) ('99-'10) 3,10
Werth, Jayson (of) ('02-'03) 13,54
Weston, Mickey (rhp) ('91) 26
White, Devon (of) ('91-'99) 25
White, Mitch (rhp) ('22-) 45
White, Mark (of) ('90-'91) 23,40
Whiteside, Matt (rhp) ('05) 48
Whitmer, Dan (c) ('81) 6
Whitt, Ernie (c) ('77-'78-'80-'89) 12
Wiggins, Scott (lhp) ('02) 57
Wilborn, Ted (of) ('79) 35
Wiley, Mark (rhp) ('08) 21
Wilkinson, Brad (of) ('78) 35
Williams, Kenny (of) ('90-'91) 12,13
Williams, Matt (rhp) ('83) 45
Williams, Woody (rhp) ('93-'98) 30,54
Wills, Mike (rhp) ('77-'81) 23,33
Wills, Frank (rhp) ('88-'91) 44
Wilson, Mookie (of) ('89-'91) 30
Wilson, Tom (c) ('02-'03) 9,15
Winfield, Dave (of) ('92) 32
Wise, Dewayne (of) ('00-'02-'10-'11) 1,3,16,55
Withem, Shannon (rhp) ('98) 58
Witt, Kevin (1b) ('98-'99) 6
Wolfe, Brian (rhp) ('07-'09) 40
Woods, A.J. (of) ('77-'82) 30
Woods, Gary (of) ('77-'78) 25
Woodward, Chris (if) ('99-'04-'11-'12) 5,25,31

Y (1)
Yamaguchi, Shun (rhp) ('20) 1

Z (4)
Zambrano, Victor (rhp) ('07) 31
Zaun, Gregg (c) ('04-'08) 9
Zeuch, T.J. (rhp) ('19-'21) 29,35,71
Zimmer, Bradley (of) ('22) 7
Zosky, Eddie (if) ('91-'92) 1

#32 Retired on March 29, 2018
#42 Worn by all players annually on Jackie Robinson Day



ALL-TIME UNIFORM NUMBERS 1977-2022

BIOGRAPHIES

LAST SEASON

HISTORY

RECORDS

OPPONENTS

PLAYER DEV.

MEDIA & MISC.

MANAGERS

- 3**
Bobby Mattick, Jimmy Williams
- 5**
John Gibbons
- 6**
Bobby Cox
- 7**
Roy Hartsfield
- 11**
Jim Fregosi
- 13**
Buck Martinez
- 14**
John Schneider, Carlos Tosca
- 17**
Tim Johnson
- 25**
Charlie Montoyo
- 34**
Mel Queen
- 43**
Cito Gaston
- 52**
John Farrell

COACHES

- 1**
Cookie Rojas
- 2**
Casey Candaele, Luis Rivera
- 3**
Bob Bailor, Lee Elia, Jimmy Williams
- 4**
Alfredo Griffin, Luis Rivera, Cookie Rojas
- 7**
Rich Hacker, Torey Lovullo, John McLaren, Eddie Rodriguez
- 8**
John Sullivan
- 10**
Matt Buschmann, Jim Lett
- 11**
Sal Butera

- 12**
Ernie Whitt
- 14**
Mickey Brantley, Denis Menke, Carlos Tosca
- 15**
Bob Miller, Gene Tenace
- 16**
DeMarlo Hale, Jack Hubbard, Garth Iorg, Gil Kim, Nick Leyva, Lloyd Moseby, Gene Tenace
- 17**
Brook Jacoby, John Schneider
- 18**
Guillermo Martinez, Gene Tenace
- 20**
DeMarlo Hale, Luis Rivera
- 21**
Dante Bichette, Tim Lincecum, Dwayne Murphy
- 22**
Sal Butera, Gil Kim, Rick Langford, Don Wakamatsu
- 23**
Hunter Mense, Tim Lincecum
- 24**
John McLaren, Jimmy Williams
- 25**
Dwayne Murphy, Kevin Seitzer, Mike Squires
- 26**
Matt Buschmann, Brook Jacoby, Willie Upshaw
- 27**
Derek Shelton
- 28**
John Felske, Willie Upshaw
- 29**
Bobby Knoop
- 30**
Marty Pevey
- 31**
Bobby Doerr
- 34**
Tim Lincecum, Mel Queen, Dave Stewart
- 35**
Terry Bevington, Dane Johnson

- 36**
Gary Matthews
- 38**
Brad Arnsberg, Dane Johnson
- 39**
Larry Hise, Dave Hudgens, Chad Mottola
- 40**
Pete Walker
- 41**
Cito Gaston, Pat Hentgen, Dwayne Murphy, Harry Warner, Al Widmar
- 42**
Galen Cisco, Jackie Moore, Billy Smith
- 43**
Cito Gaston, Don Leppert
- 45**
Marty Pevey, Dave Stewart
- 46**
Dennis Holmberg, Bob Stanley
- 47**
Gary Denbo, Shelley Duncan, Gil Patterson
- 51**
Tim Lincecum
- 52**
Omar Malave, Bruce Walton
- 53**
Joe Breedon, Mark Budzinski, Mark Connor, Epy Guerrero, Mike Mordecai, Bruce Walton
- 55**
Brian Butterfield
- 56**
Mike Barnett, Roly de Armas, Hector Torres
- 57**
Winston Llenas
- 58**
John Gibbons, Marty Pevey
- 60**
Eric Owens
- 63**
Luis Rivera
- 86**
Adam Yudelman



PLAYERS

0

Al Oliver

00

Cliff Johnson, Taijuan Walker

1

Bob Bailor, Emilio Bonifacio, Andy Burns, Aledmys Díaz, Jonathan Díaz, Jarrod Dyson, Tony Fernandez, ALEN HANSON, Orlando Hudson, Joe Inglett, Rafael Lopez, Darin Mastroianni, Whit Merrifield, Bengie Molina, Mickey Morandini, Ray Olmedo, Tomas Perez, Dewayne Wise, Shun Yamaguchi, Eddie Zosky

2

Danny Ainge, Dave Berg, Jacob Brumfield, Rob Butler, Tom Evans, Craig Grebeck, Aaron Hill, Cesar Izturis, Kelly Johnson, Jake Lamb, Manny Lee, Nelson Liriano, Fred Manrique, Otis Nixon, Joe Panik, Clayton Richard, Luis Sojo, Steve Stagg, Troy Tulowitzki

3

Steve Bowling, Miguel Cairo, Ezequiel Carrera, Felipe Crespo, Jonathan Davis, Brandon Drury, Jeff Frye, Chris Gomez, Adeiny Hechavarria, Jarrett Hoffpauir, Orlando Hudson, Maicer Izturis, Reed Johnson, Norberto Martin, Brian Milner, Wayne Nordhagen, Leon Roberts, Randy Ruiz, Gio Urshela, Vernon Wells, Mookie Wilson, Dewayne Wise

4

Howie Clark, Kyle Drabek, Craig Grebeck, Alfredo Griffin, Joe Inglett, Manny Lee, Frank Menechino, Ryan Roberts, Phil Roof, Dick Schofield, Jason Smith, George Springer, Shannon Stewart, Jorge Velandia

5

Michael Barrett, Bobby Brown, Jacob Brumfield, Mark Dalesandro, Yunel Escobar, Santiago Espinal, Sam Ewing, Jarrett Hoffpauir, Craig Kuskick, Domingo Martinez, Rance Mulliniks, Bob Robertson, Eric Sogard, Chris Woodward

6

Sil Campusano, Howie Clark, Felipe Crespo, Carlos Delgado, Ron Fairly, Pat D. Kelly, Joe Lawrence, Alek Manoah, Jeff Mathis, John McDonald, Orlando Merced, Travis Shaw, Luis Sojo, Marcus Stroman, Jorge Velandia, Dan Whitmer, Kevin Witt

7

Tony Batista, Juan Beniquez, Chris Coghlan, Edwin Encarnacion, Damaso Garcia, Joe Inglett, Caleb Joseph, Pat F. Kelly, Felipe Lopez, Reese McGuire, Jeremy Reed, Ben Revere, Jose Reyes, Shannon Stewart, Curtis Thigpen, Josh Towers, Melvin Upton, Richard Urena, Bradley Zimmer

8

Russ Adams, Alan Ashby, Cavan Biggio, Bob Davis, Ben Francisco, Alex S. Gonzalez, Anthony Gose, Ken Macha, Jose Molina, Kendrys Morales, Pedro Swann, Yorvit Torrealba

9

J. P. Arencibia, Barry Bonnell, Bob Brenly, Darrell Ceciliani, Rick Cerone, Darin Fletcher, Cole Gillespie, Danny Jansen, Rick Leach, John Mayberry Jr., John Olerud, Cliff Pennington, Tom Wilson, Gregg Zaun

10

Pat Borders, Dave Collins, Brandon Drury, Edwin Encarnacion, Jim Mason, John Mayberry, Reese McGuire, Ian Parnley, Doug Rader, Dave Revering, Jarrod Saltalamacchia, Marcus Semien, Mark Sharperson, Vernon Wells

11

George Bell, Bo Bichette, Steve Braun, Royce Clayton, Darnell Coles, David Cone, Rajai Davis, David Eckstein, Ryan Freel, Luis Gomez, Alex Gonzalez, John-Ford Griffin, Eric Hinske, Jeff Kent, Mike Macha, Kevin Pillar, Juan Samuel, John Scott

12

Roberto Alomar, Tilson Brito, Rich Butler, Edwin Encarnacion, Willie Greene, Luis Lopez, Tony Phillips, Ernie Whitt, Kenny Williams

13

Edgardo Alfonzo, Raul Chavez, Sal Fasano, Carlos Garcia, Lourdes Gurriel Jr., Roy Howell, Brett Lawrie, Buck Martinez, Lee Mazzilli, Peter Munro, Jeff Musselman, Lance Parrish, Tomas Perez, Justin Smoak, Luis Sojo, Omar Vizquel, Jayson Werth, Kenny Williams

14

Butch Alberts, Howard Battle, Derek Bell, Tilson Brito, Kevin Brown, John Buck, Brian Burres, Robinzon Diaz, Corey Dickerson, Rickey Henderson, Tommy Hutton, Alex Infante, Darrin Jackson, George Kottaras, Dave Martinez, Gino Petrali, David Price, Nolan Reimold, Tanner Roark, Moises Sierra, Ruben Sierra, Justin Smoak, Eric Thames

15

Chris Colabello, Marty Cordova, Shawn Green, Randal Grichuk, Fred Lewis, Kevin Millar, Lloyd Moseby, Chad Mottola, Mike Nickeas, Alex Rios, Dwight Smith Jr., Pat Tabler, Raimel Tapia, Danny Valencia, Tom Wilson

16

Mike Bordick, Joe Coleman, Mark DeRosa, Butch Edge, Freddy Galvis, Garth Iorg, Dan Johnson, Tim Johnson, Yusei Kikuchi, Greg Myers, Tim Nordbrook, Corey Patterson, Tom Quinlan, Guillermo Quiroz, Todd Stottlemire, Andy Thompson, Turner Ward, Dewayne Wise

17

José Berríos, Mark Bomback, Eric Crozier, David Dellucci, Ryan Goins, Curtis Goodwin, Kelly Gruber, Dave Hollins, Tim Johnson, Brett Lawrie, Chris Michalak, Randy Moffitt, Lyle Overbay, Robert Perez, Josh Phelps, Domingo Ramos, Josh Roenicke, Omar Vizquel

18

Darwin Barney, Homer Bush, Jim Clancy, Curtis Granderson, Gabe Gross, Ryan Langerhans, Tom Lawless, Hector Luna, Mike McCoy, Tomo Ohka, Simon Pond, Benito Santiago, Steve Tolleson

19

Jose Bautista, Ray Giannelli, ALEN HANSON, Domingo Martinez, Fred McGriff, Paul Molitor, Josh Phelps, Dan Plesac, Cliff Politte, Marco Scutaro, David Segui, Otto Velez, Frank Viola

20

Rod Barajas, Rob Butler, Domingo Cedeneno, Jesse Chavez, Josh Donaldson, Rob Ducey, Bobby Estalella, Derek Fisher, Brad Fulmer, Ken Huckaby, Bobby Korecky, Patrick Lennson, Juan Rivera, Ryan Roberts, Ron Shepherd, Mike Stanley, Mark Teahen, Jonathan Villar, Daniel Vogelbach, Woody Williams, Al Woods

21

Tom Bruno, Francisco Cabrera, Willie Canate, Rico Carty, Roger Clemens, Buck Coats, Zack Collins, Carlos Delgado, Nick Green, Charlie Greene, Gabe Gross, Cory Lidle, Esteban Loaiza, Luke Maile, Mike Macksudian, Charlie Moore, Chad Mottola, Greg Myers, Willis Otazew, Mark Ross, Randy Ruiz, Sergio Santos, Michael Saunders, Ken Schrom, Ron Shepherd, Ozzie Virgil, Mark Wiley

22

Danny Ainge, Chase Anderson, Henry Blanco, Rick Bosetti, Brad Cornett, Dennis DeBarr, Rob Ducey, Tyler Heineman, Jimmy Key, Brandon League, Luke Maile, Mike Matheny, Steven Matz, Chad Mottola, Charlie O'Brien, Seungwhan Oh, David Paulino, Kevin Pillar, Hosken Powell, Dick Schofield, Brian Simmons, Josh Thole

23

Norichika Aoki, Jacob Barnes, Rod Barajas, Jose Bautista, Jose Cruz Jr., Cecil Fielder, Derek Fisher, Matt Hague, John Hattig, Jason Kershner, Dave Lemanczyk, Candy Maldonado, Brandon Morrow, Dalton Pompey, Shannon Stewart, Danny Valencia, Mitch Webster, Mark Whitten, Mike Willis

24

Jim Acker, Willie Aikens, Danny Barnes, Greg Cadaret, Sean Douglass, Mariano Duncan, John-Ford Griffin, Chuck Hartenstein, Rickey Henderson, Glenallen Hill, Bobby Kielty, Nate Pearson, Dave Rightetti, Ricky Romero, Paul Spoljaric, Matt Stairs, Shannon Stewart, Tom Underwood, Turner Ward

25

Doug Ault, Jackie Bradley Jr., Steve Davis, Carlos Delgado, Marco Estrada, Dave Freisleben, Troy Glaus, Roy Lee Jackson, Steve Luebber, Len Matuszek, David Purcey, Devon White, Chris Woodward



26

Brian Bowles, Sal Butera, Chris Carpenter, Matt Chapman, Valerio de los Santos, Jim Eppard, Steve Hargan, Vince Horsman, Michael Huff, Adam Lind, Doug Linton, Yangelvis Solarte, Willie Upshaw, Ozzie Virgil, Mickey Weston

27

Willie Blair, Scott Brow, Jeff Byrd, Tony Castillo, Frank Catalanotto, Brett Cecil, Victor Cruz, Jeff DeWitt, Willie Fraser, Todd Greene, Vladimir Guerrero Jr., Jimmy Key, Mickey Klutts, Randy Knorr, Chris Latham, Anthony Sanders, Dwight Smith Jr., Cory Snyder, Tony Solaita

28

Casey Blake, Scott Copeland, Mike Darr, Matt Dominguez, Mark Eichhorn, Tom Evans, Jared Hoyer, Al Leiter, Brandon Lyon, Shaun Marcum, Billy McKinney, Greg Myers, Randy Myers, Jayson Nix, Lance Painter, Steve Pearce, Colby Rasmus, Joakim Soria, Lou Thornton

29

Jesse Barfield, Geronimo Berroa, Pat Borders, Joe Carter, Kevin Cash, Octavio Dotel, Scott Eyre, Pedro Hernandez, Glenallen Hill, Shea Hillenbrand, Garth Iorg, Gosuke Katoh, Dustin McGowan, Hector Torres, Devon Travis, T.J. Zeuch

30

Anthony Alford, Danny Barnes, Juan Berenguer, Taylor Buchholz, Joe (J.J.) Cannon, Alberto Castillo, Jesse Chavez, David Cooper, Dana Eveland, Alejandro Kirk, Doug Linton, Kevin Millar, Mike Morgan, Ron Musselman, Dioner Navarro, Wayne Northagen, Justin Speier, Todd Stottlemire, Josh Thole, Jonathan Villar, Pete Vuckovich, Woody Williams

31

Jim Acker, Dave Baker, Joe Biagini, Kendall Graveman, Liam Hendriks, Thomas Hatch, Shawn Hill, Erik Kratz, Andy LaRoche, Brian Leshar, Ted Lilly, Brandon Lyon, John Parrish, Robert Person, Kyle Phillips, Tanyon Sturtze, Duane Ward, Chris Woodward, Victor Zambrano

32 (NUMBER RETIRED-3/29/18)

Luis Aquino, Charlie Beamon, Brian Bohanon, Steve Cummings, Scott Diamond, Huck Flener, Roy Halladay, LaTroy Hawkins, Edwin Hurtado, Don Kirkwood, Jack Kucek, Aaron Laffey, Daniel Norris, Esmil Rogers, Jackson Todd, Dave Winfield

33

Doyle Alexander, Sal Butera, Jose Canseco, J.A. Happ, Chad Hermansen, Edwin Jackson, Jeremy Jeffress, Joey Johnson, Darin Mastroianni, Dale Murray, Jorge Orta, Neil Ramirez, Trevor Richards, Josh Roenicke, Scott Rolen, Alex Sanchez, Ed Sprague, Jeff Tam, Carlos Villanueva, David Wells, Mike Willis

34

Jim Acker, Kevin Batiste, Pedro Borbon, A.J. Burnett, Joel Carreno, Tyler Chatwood, Stan Clarke, Ted Cox, Darwin Cubillan, Kevin Gausman, Tom Koehler, Jesse Jefferson, Justin Miller, Ramon Ortiz, Mark Rzepczynski, Steve Seneney, Matt Shoemaker, Dave Stewart

35

Bud Black, Denis Boucher, Bryan Clark, Dick Davis, Sam Dyson, Jeff Francis, Chad Gaudin, Dave Geisel, Edgar Gonzalez, Brandon League, Rommie Lewis, Sandy Martinez, Jeff Musselman, Phil Niekro, Sean Nolin, Lyle Overbay, David Phelps, Brock Stewart, Frank Thomas, Corey Thurman, Rick Tricek, Brad Wilkerson, Gary Woods, T.J. Zeuch

36

Clayton Andrews, Jeff Beliveau, Pedro Borbon, Clay Buchholz, Bryan Bullington, Bill Caudill, Tyler Clippard, A.J. Cole, Don Cooper, Francisco Del Rosario, Scott Eyre, Bob Fife, Jerry Garvin, Darren Hall, Drew Hutchison, Marty Janzen, Kevin Mench, Carlos Ramirez, Jamie Vermilyea, David Wells

37

Henderson Alvarez, Brian Bowles, Frank Castillo, Tim Crabtree, Scott Downs, Jason Grilli, Teoscar Hernandez, Reed Johnson, Aaron Laffey, Graeme Lloyd, Jimmy Paredes, Jo-Jo Reyes, Randy St. Claire, Dave Stieb, Mickey Storey, Ted Wilborn

38

Gary Allenson, Jeremy Beasley, Socrates Brito, DeWayne Bruce, Giovanni Carrara, Pasqual Coco, Taylor Cole, Mark Eichhorn, Nino Espinosa, Huck Flener, Pedro Garcia, Jim Gott, Mark Guthrie, Rick Luecken, Norberto Martin, Brad Mills, Balor Moore, Darren Oliver, Carlos Ramirez, Robbie Ray, Aaron Small, Joe Smith, Darnell Sweeney, John Wasdin

39

Jesse Carlson, David Carpenter, Drew Carpenter, Gustavo Chacin, Doug Creek, Gavin Floyd, Chris Getz, Don Gordon, Eric Gunderson, Erik Hanson, Liam Hendriks, Pedro Hernandez, Paul Kligus, Adam Loewen, Dave McKay, Miguel Montero, Dave Parker, Steve Parris, Jake Petricka, Rob Refsnyder, Nerio Rodriguez

40

Carlos Almanzar, Doug Bair, Kevin Beirne, Scott Cassidy, Joe Coleman, David Cooper, Matt DeWitt, Rob Ducey, Mark Lemongello, Eric Ludwick, Mickey Mahler, Dustin McGowan, Lance Painter, Paul Spoljaric, Mike Timlin, Jackson Todd, P.J. Walters, Mark Whiten, Brian Wolfe

41

Jordan De Jong, Rafael Dolis, Pat Hentgen, Aaron Sanchez, Pete Walker

42

Xavier Hernandez, Paul Mirabella

43

Bryan Baker, Anthony Banda, Kevin Barker, Miguel Batista, Jesse Carlson, Joe Carter, Scott Cassidy, Tom Davey, R.A. Dickey, Carl Edwards Jr., Sam Gaviglio, Anthony Gose, Mark Hendrickson, John Hudek, Trevor Miller, Raul Mondesi, Mike Ohlman, Greg Wells

44

Scott Brow, Jeff Burroughs, Tom Buskey, Jose Canseco, Vinny Capra, Danny Darwin, Mike Hauschild, T.J. House, Casey Janssen, Cliff Johnson, Jerry Johnson, Billy Koch, Aquilino Lopez, Connor Overton, Luke Prokepec, Kenny Robinson, Rowdy Tellez, Pat Venditte, Frank Wills

45

John Bale, Mark Bombback, Kelvim Escobar, Steve Grilli, Shawn Hill, Tony Johnson, Francisco Liriano, Bob MacDonald, Tom Murphy, Jose Nunez, Thomas Pannone, Dalton Pompey, Chris Rowley, Jose Silva, Travis Snider, Paul Spoljaric, Drew Steuten, Neil Wagner, Mitch White, Matt Williams

46

Brett Anderson, Dustin Antolin, Mike Barlow, Matt Boyd, Evan Crawford, Ken Dayley, Oliver Drake, Scott Feldman, Luis Figueroa, Mike Flanagan, Tom Gilles, Zack Godley, Daniel Hudson, Joe Kennedy, Jason Kershner, Gary Lavelle, Kerry Lightenberg, Steve Luebber, Joey McLaughlin, Dyar Miller, Julio Mosquera, Mike Romano, Steve Sinclair, Glenn Sparkman, Eric Thames, Steve Trachsel, Dave Wallace

47

Doyle Alexander, Victor Cruz, Brandon Cumpton, Kelvim Escobar, Junior Felix, Juan Francisco, Mauro Gozzo, Phil Huffman, Anthony Kay, Corey Koskie, Miguel Montero, Jack Morris, Luis Perez, Jason Phillips, Jimmy Rogers, Chris Rowley, Bo Schuitz, Matt Stark, Merkin Valdez

48

Jason Adam, Armando Benitez, John Candelaria, Jesse Carlson, Phil Coke, Francisco Cordero, Doug Davis, Mark Eichhorn, Kevin Frederick, Javy Guerra, J.A. Happ, Willie Horton, Ricardo Jordan, Junior Lake, Luis Leal, Deck McGuire, Brian Moran, Paul Quantrill, Scott Richmond, Bill Singer, Ross Stripling, Ty Taubenheim, Nick Tepezsch, Matt Whiteside

49

Jeremy Accardo, Luis Andujar, John Bale, Mike Bolsinger, Dave Bush, Tom Candiotti, Tony Castillo, Jonathan Davis, Matt DeWitt, Danny Farquhar, Tom Filer, Preston Guilmet, Felix Heredia, Paul Hodgson, Colt Hynes, Randy Knorr, Brad Lincoln, David Pauley



50

Riley Adams, Chris Carpenter, Vinnie Chulk, Brian Cooper, Danny Cox, Steve Delabar, Matt Dermody, Leo Estrella, Jose Fernandez, Frank Francisco, Joey Hamilton, Tom Henke, Dane Johnson, Rommie Lewis, Joey McLaughlin, Davis Romero, Justin Shafer, Curtis Thigpen, Ben Van Ryn, Andrew Vasquez

51

Nick Allgeyer, Terry Adams, Pedro Borbon, Miguel Castro, Nino Espinosa, Dave Geisel, Ken Giles, Gary Glover, Ryan Glynn, Bobby Korecky, Dominic Leone, Jesse Litsch, David Maurer, Trever Miller, Paul Mirabella, Thad Weber

52

Anthony Bass, Juan Berenguer, John Frascatore, Justin Germano, Roy Halladay, Brad Hand, Greg Myers, Kenny Robinson, B.J. Ryan, Taylor Saucedo, Ryan Tepera, Jeff Ware

53

Joaquin Benoit, Melky Cabrera, Leo Estrella, Dennis Lamp, Sandy Martinez, Michael Nakamura, Scott Service, Steve Sinclair, Chris Smith, Mike Smith, David Weathers

54

Dave Bush, Pasqual Coco, Omar Daal, Junior Felix, Jason Frasor, Jeff Hearon, Toby Hernandez, Randy Knorr, Roberto Osuna, Joel Payamps, Dan Reichert, Sean Reid-Foley, Sergio Romo, Tayler Saucedo, Marcus Stroman, Jayson Werth, Woody Williams

55

Glenn Adams, John Cerutti, Brad Glenn, Josh Johnson, Russell Martin, Paul Menhart, Gabriel Moreno, Bill Rislew, Dewayne Wise

56

Ryan Borucki, Mark Buehrle, Robert Coello, Andy Dominique, Shawn Green, J.P. Howell, Ryota Igarashi, Brian McRae, Franklin Morales, Zach Pop, Luis Santos, Zach Stewart, Brian Tallet

57

Juan Acevedo, Shawn Camp, Jordan De Jong, Felix Doubront, Jaime Garcia, Chad Girodo, Juan Guzman, Lucas Harrell, Mat Latos, Mark Lowe, Juan Perez, Scott Richmond, Trent Thornton, Scott Wiggins

58

Josh Banks, Chad Beck, Brad Cornett, Dirk Hayhurst, Wilfredo Ledezma, Tim Mayza, Todd Redmond, Shannon Withem

59

Jeremy Beasley, Jesse Carlson, Rhiner Cruz, Mark Dalesandro, Carlos Diaz, Yennys Diaz, Bowden Francis, Casey Lawrence, Brad Mills, Adam Peterson, Rob Rasmussen, Zac Rosscup, Curtis Thigpen, Randy Wells

60

Brian Bohanon, Leonel Campos, Max Castillo, Ryan Feierabend, Foster Griffin, Jon Rauch, Robert Ray, Scott Schoeneweis, Kirby Sneed, Ty Tice

61

Gift Ngoepe

62

Lee Gronkiewicz, Casey Lawrence, Mark Leiter Jr., Aaron Loup, Bill Murphy, Jacob Waguespack

63

Anthony Castro, Wilmer Font, Kevin Gregg

64

Shaun Anderson, Travis Bergen, Jon Berti, Chad Jenkins, Derek Law, Hector Perez, Murphy Smith, Cesar Valdez

65

Taylor Guerrieri, Elvis Luciano

66

Jimmy Cordero, Juan Guzman, Munenori Kawasaki, Nick Kingham, Patrick Murphy, Justin Shafer, Kevin Smith

67

Andrew Albers, Buddy Boshers, Jonathan Davis, Julian Merryweather, Chien-Ming Wang

68

Yan Gomes, Arnold Leon, Jordan Romano, Rowdy Tellez

69

Tommy Milone, Peter Munro

70

Domingo Cedenno, Anthony Kay, Reese McGuire

71

Luis Santos, T.J. Zeuch

72

Otto Lopez, Beau Taylor

73

Ryan Dull

74

Breyvic Valera

77

John Axford, Josh Palacios

79

Travis Bergen

85

Alejandro Kirk

88

Rene Gonzales

90

Adam Cimber

91

Matt Gage

93

Yimi Garcia

99

Hyun Jin Ryu



PLAYER TRANSACTIONS

BLUE JAYS TRADES

DATE	CLUB	OBTAINED	FOR
PAT GILLICK			
11-5-76	Cleveland	Alan Ashby, c	Al Fitzmorris, rhp
12-6-76	Cleveland	Doug Howard, 1b-of Rick Cerone, c John Lowenstein, of	Rico Carty, 1b-of
02-17-77	San Diego	Jerry Johnson, rhp	Dave Roberts, c-if
02-24-77	Oakland	Ron Fairly, 1b-of	Mike Weathers, if
03-29-77	Cleveland	Hector Torres, if	John Lowenstein, of
05-9-77	Texas	Roy Howell, if	Steve Hargan, rhp Jim Mason, if
12-6-77	St. Louis	Tom Underwood, lhp Victor Cruz, rhp	Peter Vuckovich, rhp John Scott, of
12-8-77	California	Pat Kelly, c Butch Alberts, 1b-of	Ron Fairly, 1b-of
03-3-78	St. Louis	Rick Bosetti, of	Tom Bruno, rhp
03-3-78	Cleveland	Rico Carty, dh	Dennis DeBarr, lhp
04-28-78	Milwaukee	Tim Johnson, if	Tim Nordbrook, inf
08-15-78	Oakland	Willie Horton, dh Phil Huffman, rhp	Rico Carty, dh
09-12-78	San Diego	Mark Wiley, rhp	Andrew Dyes, of
11-27-78	Houston	Mark Lemongello, rhp Joe Cannon, of Pedro Hernandez, if	Alan Ashby, c
12-5-78	Houston	Don Pisker, of	Gary Woods, of
12-6-78	Cleveland	Alfredo Griffin, if Phil Lansford, 3b	Victor Cruz, rhp
11-1-79	New York (AL)	Chris Chambliss, 1b Paul Mirabella, lhp Damaso Garcia, if	Tom Underwood, lhp Rick Cerone, c Ted Wilborn, of
12-5-79	Atlanta	Barry Bonnell, of Joey McLaughlin, rhp Pat Rockett, inf	Chris Chambliss, 1b Luis Gomez, ss
12-12-80	New York (NL)	Roy Lee Jackson, rhp	Bob Bailor, if-of
04-6-81	New York (NL)	Mark Bombback, rhp	Charlie Puleo, rhp
05-11-81	Milwaukee	Buck Martinez, c	Gil Kubski, of
06-10-81	Oakland	Future considerations	Rick Bosetti, of
11-18-81	New York (AL)	Aurelio Rodriguez, if	Mike Lebo, c
12-28-81	Minnesota	Hosken Powell, of	Greg Wells, 1b
12-28-81	Chicago (NL)	Dave Geisel, lhp	Paul Mirabella, lhp
03-25-82	Kansas City	Rance Mulliniks, if	Phil Huffman, rhp
04-2-82	Chicago (AL)	Wayne Nordhagen, of-dh	Aurelio Rodriguez, 3b
05-5-82	New York (AL)	Dave Revering, 1b-dh Jeff Reynolds, 3b Dick Davis, of	John Mayberry, 1b
06-15-82	Philadelphia		Wayne Nordhagen, of (to Pittsburgh)
10-27-82	New York (AL)	Tucker Ashford, 3b	'conditional'
11-5-82	Oakland	Cliff Johnson, dh	Al Woods, of
12-9-82	New York (AL)	Dave Collins, of Mike Morgan, rhp Fred McGriff, 1b	Dale Murray, rhp Tom Dodd, of-c
02-4-83	Kansas City	Cecil Fielder, 1b	Leon Roberts, of
02-4-83	New York (NL)	Jorge Orta, dh-of	Steve Senteney, rhp
12-9-83	Seattle	Bryan Clark, lhp	Barry Bonnell, of
12-19-83	Kansas City	Willie Aikens, if-dh	Jorge Orta, dh-of
12-8-84	Oakland	Bill Caudill, rhp	Dave Collins, of Alfredo Griffin, ss
01-26-85	San Francisco	Gary Lavelle, lhp	Jim Gott, rhp Jack McKnight, rhp Augie Schmidt, if
04-1-85	Philadelphia	Len Matuszek, 1b-dh	Dave Shipanoff, rhp Jose Escobar, if Ken Kinnard, of
07-9-85	Los Angeles	Al Oliver, dh	Len Matuszek, 1b-dh
08-29-85	Texas	Cliff Johnson, dh	Matt Williams, rhp Greg Ferlanda, rhp Jeff Mays, rhp
07-5-86	Atlanta	Duane Ward, rhp	Doyle Alexander, rhp
07-6-86	Atlanta	Joe Johnson, rhp	Jim Acker, rhp
02-2-87	Atlanta	Craig McMurtry, rhp	Damaso Garcia, if Luis Leal, rhp



DATE	CLUB	OBTAINED	FOR
07-14-87	Kansas City	Juan Beniquez, of-dh	Luis Aquino, rhp
08-31-87	Baltimore	Mike Flanagan, lhp	Oswald Peraza, rhp
04-30-89	New York (AL)	Al Leiter, lhp	Jose Mesa, rhp
07-31-89	New York (NL)	Mookie Wilson, of	Jesse Barfield, of
08-24-89	Atlanta	Jim Acker, rhp	Jeff Musselman, lhp
12-17-89	Atlanta	Ricky Tricek, rhp	Mike Brady, rhp
07-27-90	Minnesota	John Candelaria, lhp	Tony Castillo, lhp
09-17-90	Cleveland	Bud Black, lhp	Francisco Cabrera, c
11-6-90	Atlanta	Nate Cromwell, lhp	Ernie Whitt, c
12-2-90	California	Devon White, of	Kevin Batiste, of
12-5-90	San Diego	Willie Fraser, rhp	Nelson Liriano, if
01-15-91	Baltimore	Marcus Moore, rhp	Pedro Munoz, of
06-27-91	Cleveland	Joe Carter, of	Mauro Gozzo, rhp
07-14-91	Chicago (AL)	Roberto Alomar, if	Alex Sanchez, rhp
08-9-91	Milwaukee	Rene Gonzales, if	Steve Cummings, rhp
07-30-92	California	Tom Candiotti, rhp	Earl Sanders, rhp
08-28-92	New York (NL)	Turner Ward, of	Junior Felix, of
12-8-92	California	Cory Snyder, of	Luis Sojo, if
03-30-93	San Diego	Candy Maldonado, of	Ken Rivers, c
06-11-93	New York (NL)	Mark Eichhorn, rhp	Tony Fernandez, ss
07-31-93	Oakland	David Cone, rhp	Fred McGriff, 1b
03-29-94	Chicago (AL)	Luis Sojo, if	Rob Blumberg, lhp
11-18-94	Florida	Darrin Jackson, of	Glenallen Hill, of
12-5-94	Philadelphia	Tony Fernandez, ss	Mark Whiten, of
04-6-95	Kansas City	Rickey Henderson, of	Denis Boucher, lhp
07-28-95	New York (AL)	Mike Huff, of	Shawn Jeter, of
08-31-95	Texas	Scott Pace, lhp	Steve Wapnick, rhp
12-7-95	Philadelphia	Monetary compensation	Rob Wisniewski, rhp
12-18-95	Seattle	David Cone, rhp	William Suero, 2b
05-15-96	Pittsburgh	Marty Janzen, rhp	Rob Ducey, of
08-22-96	Chicago (AL)	Jason Jarvis, rhp	Greg Myers, C
11-14-96	Pittsburgh	Mike Gordon, rhp	Jeff Kent, if
11-20-96	Texas	Player to be named later	Ryan Thompson, of
11-20-96	Chicago (NL)	Paul Quantrill, rhp	Kelly Gruber, 3b
12-11-96	Detroit	Bill Risley, rhp	Derek Bell, of
12-20-96	New York (NL)	Miguel Cairo, if	Stoney Briggs, of
03-17-97	Texas	Jacob Brumfield, of	Darrin Jackson, of
07-31-97	Seattle	Luis Andujar, rhp	Steve Karsay, rhp
08-12-97	Los Angeles	Allen Halley, rhp	Jose Herrera, of
03-14-98	Texas	Carlos Garcia, if	Domingo Martinez, if
07-30-98	Boston	Orlando Merced, of	Eddie Zosky, if
07-31-98	Baltimore	Dan Plesac, lhp	Rob Butler, of
			David Sinnes, rhp
			Anthony Medrano, if
			Chris Stynes, if
			David Cone, rhp
			Candy Maldonado, of
			Howard Battle, if
			Ricardo Jordan, lhp
			Paul Menhart, rhp
			Edwin Hurtado, rhp
			D.J.Boston, 1b
			Domingo Cedenro, if
			Tony Castillo, lhp
			Jose Silva, rhp
			Jose Pett, rhp
			Mike Halperin, lhp
			Abraham Nunez, if
			Craig Wilson, c
			Brandon Cromer, if
			Lonell Roberts, of
			Miguel Cairo, if
			Roberto Duran, lhp
			John Olerud, 1b
			Player to be named from
			11-20-96 trade
			Mike Timlin, rhp
			Paul Spoljaric, lhp
			Otis Nixon, of
			Tim Crabtree, rhp
			Mike Stanley, dh
			Juan Guzman, rhp
			Shannon Carter, of

GORD ASH

11-18-94	Florida	Scott Pace, lhp	Eddie Zosky, if
12-5-94	Philadelphia	Monetary compensation	Rob Butler, of
04-6-95	Kansas City	David Cone, rhp	David Sinnes, rhp
07-28-95	New York (AL)	Marty Janzen, rhp	Anthony Medrano, if
08-31-95	Texas	Jason Jarvis, rhp	Chris Stynes, if
12-7-95	Philadelphia	Mike Gordon, rhp	David Cone, rhp
12-18-95	Seattle	Player to be named later	Candy Maldonado, of
05-15-96	Pittsburgh	Paul Quantrill, rhp	Howard Battle, if
08-22-96	Chicago (AL)	Bill Risley, rhp	Ricardo Jordan, lhp
11-14-96	Pittsburgh	Miguel Cairo, if	Paul Menhart, rhp
		Jacob Brumfield, of	Edwin Hurtado, rhp
		Luis Andujar, rhp	D.J.Boston, 1b
		Allen Halley, rhp	Domingo Cedenro, if
		Carlos Garcia, if	Tony Castillo, lhp
		Orlando Merced, of	Jose Silva, rhp
		Dan Plesac, lhp	Jose Pett, rhp
			Mike Halperin, lhp
			Abraham Nunez, if
			Craig Wilson, c
			Brandon Cromer, if
			Lonell Roberts, of
			Miguel Cairo, if
			Roberto Duran, lhp
			John Olerud, 1b
			Player to be named from
			11-20-96 trade
			Mike Timlin, rhp
			Paul Spoljaric, lhp
			Otis Nixon, of
			Tim Crabtree, rhp
			Mike Stanley, dh
			Juan Guzman, rhp
			Shannon Carter, of



DATE	CLUB	OBTAINED	FOR
07-31-98	New York (NL)	Leo Estrella, rhp	Tony Phillips, of
08-6-98	San Diego	Brian Loyd, c	Randy Myers, lhp
12-13-98	San Diego	Joey Hamilton, rhp	Woody Williams, rhp
			Carlos Almanzar, rhp
			Peter Tucci, of
12-14-98	Detroit	Eric Ludwick, rhp	Beiker Graterol, rhp
02-18-99	New York (AL)	Homer Bush, if	Roger Clemens, rhp
		Graeme Lloyd, lhp	
		David Wells, lhp	
03-30-99	Anaheim	Dave Hollins, if	Tomas Perez, if
05-05-99	Philadelphia	Paul Spoljaric, lhp	Robert Person, rhp
06-12-99	Arizona	Tony Batista, if	Dan Plesac, lhp
		John Frascatore, rhp	
07-28-99	Seattle	David Segui, if	Tom Davey, rhp
			Steve Sinclair, lhp
08-09-99	Colorado	Brian McRae, of	Player to be named later
			(Pat Lynch, rhp, 08-25-99)
11-08-99	Los Angeles	Pedro Borbon, lhp	Shawn Green, of
		Raul Mondesi, of	Jorge Nunez, if
11-11-99	St. Louis	Alberto Castillo, c	Pat Hentgen, rhp
		Matt Dewitt, rhp	Paul Spoljaric, lhp
		Lance Painter, lhp	
		Brad Fuller, if	
03-16-00	Montreal/Texas		David Segui, if (Texas)
03-22-00	New York (NL)	Jersen Perez, if	Lee Stevens, if (Montreal)
07-19-00	Texas	Esteban Loaiza, rhp	Jim Mann, rhp
			Mike Young, if
07-26-00	Philadelphia	Rob Ducey, of	Darwin Cubillan, rhp
			Player to be named later
			(John Sneed, rhp, 07-31-00)
07-31-00	Tampa Bay	Steve Trachsel, rhp	Brent Abernathy, if
		Mark Guthrie, lhp	
08-04-00	Texas	Dave Martinez, of	Player to be named later
			(Pete Munro, rhp, 08-08-00)
08-06-00	Philadelphia	Mickey Morandini, if	Player to be named later
			(Rob Ducey, of, 08-07-00)
11-07-00	Chicago (AL)	Scott Eyre, lhp	Gary Glover, rhp
11-22-00	Cincinnati	Steve Parris, rhp	Clayton Andrews, lhp
			Leo Estrella, rhp
12-11-00	Baltimore	Jayson Werth, c	John Bale, lhp
12-11-00	Chicago (NL)	Cole Liniak, if	Player to be named later
01-14-01	Chicago (AL)	Mike Sirotka, lhp	David Wells, lhp
		Kevin Beirne, rhp	Matt DeWitt, rhp
		Mike Williams, rhp	
		Brian Simmons, of	
01-16-01	Florida	Player to be named later	Chad Mottola, of
		(Cash considerations)	
03-22-01	Chicago (AL)	Matt DeWitt, rhp	Mike Williams, rhp
J.P. RICCIARDI			
12-07-01	Oakland	Eric Hinske, if	Billy Koch, rhp
		Justin Miller, rhp	
12-10-01	Chicago (NL)	Felix Heredia, lhp	Alex Gonzalez, if
		Player to be named later	
		(James Deschaine, if, 12-13-01)	
12-13-01	Los Angeles	Luke Prokopec, rhp	Cesar Izturis, if
		Chad Ricketts, rhp	Paul Quantrill, rhp
01-02-02	Oakland	Tom Wilson, c	Mike Kremblas, c
01-17-02	Anaheim	Brian Cooper, rhp	Brad Fuller, if
05-15-02	Houston	Player to be named later	Pedro Borbon, lhp
		(cash considerations)	
05-26-02	Philadelphia	Cliff Politte, rhp	Dan Plesac, lhp
07-01-02	New York (AL)	Scott Wiggins, lhp	Raul Mondesi, of
11-16-02	Oakland	Cory Lidle, rhp	Mike Rouse, if
			Chris Mowday, rhp
12-15-02	Oakland/Arizona/Cincinnati	Player to be named later	Felipe Lopez, if
		(Jason Arnold, rhp, 12-16-02)	
01-07-03	Oakland	John-Ford Griffin, of	Player to be named later
07-16-03	Minnesota	Bobby Kielty, OF	Shannon Stewart, OF
			Player to be named later
			(David Gassner, lhp, 12-17-03)
11-18-03	Oakland	Ted Lilly, lhp	Bobby Kielty, of
			Player to be named later
12-14-03	Colorado/Tampa Bay	Justin Speier, rhp	Mark Hendrickson, lhp (Tampa Bay)
			Player to be named later (Colorado)
			(Sandy Nin, rhp, 12-15-03)
			Joe Kennedy, lhp (Colorado)



DATE	CLUB	OBTAINED	FOR
03-29-04	Los Angeles	Jason Frasor, rhp	Jayson Werth, of
05-12-04	Oakland	Frank Menechino, if	Future considerations
07-24-04	Boston	John Hattig, if	Terry Adams, rhp
08-06-04	Cleveland	Eric Crozier, if	Josh Phelps, if
12-02-04	Cleveland	John McDonald, if	Thomas Mastny, rhp
12-12-04	Tampa Bay	Chad Gaudin, rhp	Kevin Cash, c
01-12-05	Arizona	Shea Hillenbrand, if	Adam Peterson, rhp
07-22-05	Detroit	Player to be named later (cash considerations)	John McDonald, if
11-10-05	Detroit	John McDonald, if	Cash considerations
12-05-05	Oakland	Player to be named later (Dustin MajeWSki, of)	Chad Gaudin, rhp
12-07-05	Milwaukee	Lyle Overbay, if Player to be named later (Ty Taubenheim, rhp)	Dave Bush, rhp Gabe Gross, of Player to be named later (Zach Jackson, lhp) Orlando Hudson, 2B Miguel Batista, rhp Corey Koskie, if Bubbie Buzachero, rhp Shea Hillenbrand, if Vinnie Chulk, rhp Scott Schoeneweis, lhp
12-27-05	Arizona	Troy Glaus, if Sergio Santos, if	
01-06-06	Milwaukee	Brian Wolfe, rhp	
01-17-06	Cleveland	Brian Tallet, rhp	
07-22-06	San Francisco	Jeremy Accardo, rhp	
08-16-06	Cincinnati	Player to be named later (Trevor Lawhorn, if)	
08-17-06	Boston	Player to be named later	Eric Hinske, if-of
11-18-07	Oakland	Marco Scutaro, if	Graham Godfrey, if Kristian Bell, rhp Player to be named later (Justin James, rhp)
12-05-07	Cincinnati	Buck Coats, of	Troy Glaus, if Cash considerations Cash considerations Player to be named later (Robinson Diaz, c) Matt Stairs, of
01-14-08	St. Louis	Scott Rolen, if	
05-09-08	Texas	Kevin Mench, of	
06-05-09	Oakland	Kevin Mellilo, if	
08-21-08	Pittsburgh	Jose Bautista, if	
08-30-08	Philadelphia	Player to be named later (Fabio Castro, lhp)	
08-31-08	Arizona	Chad Beck, rhp	David Eckstein, if
02-10-09	San Diego	Matt Bush, rhp	Player to be named later or cash considerations Curtis Thigpen, c Scott Rolen, if
03-27-09	Oakland	Player to be named later	
07-31-09	Cincinnati	Edwin Encarnacion, if Josh Roenicke, rhp Zach Stewart, rhp	

ALEX ANTHOPOULOS

12-16-09	Philadelphia	Kyle Drabek, rhp Michael Taylor, of Travis D'Arnaud, c	Roy Halladay, rhp Cash considerations
12-16-09	Oakland	Brett Wallace, if	Michael Taylor, of
12-23-09	Seattle	Brandon Morrow, rhp	Brandon League, rhp Johermyn Chavez, of Cash considerations Cash considerations Cash considerations Cash considerations Dana Eveland, lhp Alex Gonzalez, if Tyler Pastornicky, if Tim Collins, lhp Brett Wallace, if Player to be named later or cash considerations Trystan Magnuson, rhp Daniel Farquhar, rhp Cash considerations Shaun Marcum, rhp Vernon Wells, of
01-9-10	Cleveland	Zach Jackson, lhp	
01-20-10	San Francisco	Merkin Valdez, rhp	
02-06-10	Oakland	Dana Eveland, lhp	
04-15-10	San Francisco	Fred Lewis, of	
06-01-10	Pittsburgh	Ronald Uviedo, rhp	
07-14-10	Atlanta	Yunel Escobar, if Jo-Jo Reyes, lhp	
07-29-10	Houston	Anthony Gose, of	
11-04-10	Colorado	Miguel Olivo, c	
11-17-10	Oakland	Rajai Davis, of	
12-03-10	Milwaukee	Carlos Villanueva, rhp	
12-06-10	Milwaukee	Brett Lawrie, if	
01-21-11	Los Angeles (AL)	Mike Napoli, c Juan Rivera, of	Mike Napoli, c Cash considerations David Purcey, lhp Juan Rivera, of Jason Frasor, rhp Zach Stewart, rhp Edwin Jackson, rhp Octavio Dotel, rhp Marc Rzepczynski, lhp Corey Patterson, of
01-25-11	Texas	Frank Francisco, rhp	
03-29-11	Cleveland	Jayson Nix, if	
04-18-11	Oakland	Daniel Farquhar, rhp	
07-12-11	Los Angeles (NL)	Cash considerations	
07-27-11	Chicago (AL)	Edwin Jackson, rhp Mark Teahen, if-of Colby Rasmus, of Brian Tallet, lhp Trevor Miller, lhp P.J. Walter, rhp	
07-27-11	St. Louis		



DATE	CLUB	OBTAINED	FOR
08-23-11	Arizona	Kelly Johnson, if	Aaron Hill, if
11-04-11	Oakland	Trystan Magnuson, rhp	John McDonald, if
11-26-11	Cleveland	Luis Valbuena, if	cash considerations
12-03-11	Los Angeles (AL)	Jeff Mathis, c	cash considerations
12-06-11	Chicago (AL)	Sergio Santos, rhp	Brad Mills, lhp
12-12-11	Philadelphia	Ben Francisco, of	Nestor Molina, rhp
01-01-12	Chicago (AL)	Jason Frasor, rhp	Frank Gailey, lhp
07-20-12	Houston	J.A. Happ, lhp	Daniel Webb, rhp
		Brandon Lyon, rhp	Myles Jaye, rhp
		David Carpenter, rhp	Francisco Cordero, rhp
			Ben Francisco, of
			Carlos Perez, c
			Asher Wojciechowski, rhp
			David Rollins, lhp
			Joe Musgrove, rhp
			player to be named later
			(Kevin Comer, rhp)
07-30-12	Pittsburgh	Brad Lincoln, rhp	Travis Snider, of
07-30-12	Seattle	Steve Delabar, rhp	Eric Thames, of
08-24-12	Oakland	cash considerations	Jesse Chavez, rhp
09-21-12	Milwaukee	cash considerations	Yorvit Torrealba, c
10-21-12	Boston	Mike Aviles, if	David Carpenter, rhp
11-03-12	Cleveland	Esmil Rogers, rhp	Mike Aviles, if
11-08-12	Kansas City	Jeremy Jeffress, rhp	Yan Gomes, c
11-19-12	Miami	Josh Johnson, rhp	cash considerations
		Mark Buehrle, lhp	Yunel Escobar, if
		Jose Reyes, if	Jeff Mathis, c
		Emilio Bonifacio, if/of	Adeiny Hechavarria, if
		John Buck, c	Henderson Alvarez, rhp
			Jake Marisnick, of
			Justin Nicolino, lhp
			Anthony Desclafani, rhp
12-17-12	New York (NL)	R.A. Dickey, rhp	Noah Syndergaard, rhp
		Josh Thole, c	Travis d'Arnaud, c
		Mike Nickeas, c	John Buck, c
			Wuilmer Becerra, of
02-23-13	Philadelphia	Michael Schwimer, rhp	Art Charles, if
04-01-13	Chicago (AL)	cash considerations	Lars Anderson, if
04-22-13	Chicago (AL)	cash considerations	Casper Wells, of
08-14-13	Kansas City	player to be named later or cash considerations	Emilio Bonifacio, if
12-03-13	Philadelphia	Rob Rasmussen, lhp	Brad Lincoln, rhp
12-12-13	Los Angeles (AL)	Erik Kratz, c	
07-25-14	Oakland	International cap space	Brian Moran, lhp
07-28-14	Kansas City	cash considerations	Deck McGuire, rhp
		Danny Valencia, if	Erik Kratz, c
08-31-14	Philadelphia	John Mayberry Jr., if/of	Liam Hendriks, rhp
10-30-14	Kansas City	Liam Hendriks, rhp	Gustavo Pierre, if
11-01-14	Milwaukee	Marco Estrada, rhp	Santiago Nesso, c
11-12-14	Detroit	Devon Travis, if	Adam Lind, if
11-28-14	Oakland	Josh Donaldson, if	Anthony Gose, of
			Brett Lawrie, if
			Sean Nolin, lhp
			Kendall Graveman, rhp
			Franklin Barreto, if
12-03-14	Seattle	Michael Saunders, of	J.A. Happ, lhp
02-04-15	Colorado	Jayson Aquino, lhp	Tyler Ybarra, lhp
05-03-15	Los Angeles (NL)	cash considerations	Andy Wilkens, if
05-04-15	Los Angeles (NL)	cash considerations	Matt West, rhp
05-10-15	Pittsburgh	cash considerations	Jayson Aquino, lhp
05-15-15	Houston	Ronald Torreyes, if	cash or player to be named later
06-12-15	Los Angeles (NL)	cash considerations	Ronald Torreyes, if
07-28-15	Colorado	Troy Tulowitzki, if	Jose Reyes, if
		LaTroy Hawkins, rhp	Miguel Castro, rhp
			Jeff Hoffman, rhp
			Jesus Tinoco, rhp
07-30-15	Detroit	David Price, lhp	Daniel Norris, lhp
			Matt Boyd, lhp
			Jairo Labourt, lhp
07-31-15	Oakland	cash considerations	Felix Doubront, lhp
07-31-15	Seattle	Mark Lowe, rhp	Nick Wells, lhp
			Rob Rasmussen, lhp
			Jacob Brentz, lhp
07-31-15	Philadelphia	Ben Revere, of	Alberto Tirado, rhp
			Jimmy Cordero, rhp
08-08-15	Arizona	Cliff Pennington, if	Dawel Lugo, if
09-13-15	Los Angeles (NL)	Darwin Barney, if	player to be named later
			(Jack Murphy, c)



TONY LACAVALI

11-20-15	Oakland	Jesse Chavez, rhp	Liam Hendriks, rhp
----------	---------	-------------------	--------------------

ROSS ATKINS

01-05-16	Oakland	Arnold Leon, rhp	cash or player to be named later
01-08-16	Washington	Drew Storen, rhp	Ben Revere, of
02-02-16	New York (NL)	Darrell Ceciliani, of	cash considerations
05-31-16	Atlanta	Jason Grilli, rhp	Sean Ratcliffe, rhp
06-01-16	Philadelphia	cash considerations	
07-26-16	San Diego	cash or player to be named later	Jimmy Paredes, if
		Melvin Upton, of	Hansel Rodriguez, rhp
		cash considerations	
07-26-16	Seattle	Joaquin Benoit, rhp	Drew Storen, rhp
08-01-16	Pittsburgh	Francisco Liriano, lhp	Drew Hutchison, rhp
		Reese McGuire, c	
		Harold Ramirez, of	
08-01-16	Houston	Scott Feldman, rhp	Gaudalupe Chavez, rhp
08-01-16	Los Angeles (NL)	Mike Bolsinger, rhp	Jesse Chavez, rhp
			cash considerations
08-26-16	Chicago (AL)	Dioner Navarro, c	Colton Turner, lhp
10-05-16	Pittsburgh	cash considerations	Brady Dragmire, rhp
04-18-17	Los Angeles (AL)	future considerations	Juan Graterol, c
04-22-17	Philadelphia	cash considerations	Ty Kelly, if
05-06-17	Texas	Patrick Cantwell, c	cash considerations
07-02-17	St. Louis	future considerations	Lane Thomas, of
07-02-17	Texas	Eduard Pinto, of	Jason Grilli, rhp
			cash considerations
07-03-17	Chicago (NL)	Miguel Montero, c	player to be named later
07-05-17	New York (AL)	future considerations	Jonathan Diaz, if
07-23-17	New York (AL)	Rob Refsnyder, if	Ryan McBroom, if
07-24-17	Minnesota	Nick Tepezsch, rhp	cash considerations
07-31-17	Houston	Norichika Aoki, of	Francisco Liriano, lhp
		Teoscar Hernandez, of	
07-31-17	Cleveland	Thomas Pannone, lhp	Joe Smith, rhp
		Samad Taylor, if	
08-19-17	Miami	Tom Koehler, rhp and cash	Osman Gutierrez, rhp
12-01-17	St. Louis	Aledmys Diaz, if	J.B. Woodman, of
01-06-18	San Diego	Yangervis Solarte, if	Jared Carkuff, rhp
			Edward Olivares, of
01-19-18	St. Louis	Randal Grichuk, of	Conner Greene, rhp
			Dominic Leone, rhp
03-21-18	Kansas City	Sam Gaviglio, rhp	player to be named later
04-21-18	Cleveland	cash considerations	Jon Berti, if
05-09-18	Cleveland	Gio Urshela, if	player to be named later
			(Jon Berti, if)
06-28-18	Boston	Santiago Espinal, if	Steve Pearce, if/of
			cash considerations
07-26-18	New York (AL)	Brandon Drury, if	J.A. Happ, lhp
		Billy McKinney, of	
07-26-18	Colorado	Chad Spanberger, if	Seunghwan Oh, rhp
		Forrest Wall, if	
07-30-18	Houston	Ken Giles, rhp	Roberto Osuna, rhp
		David Paulino, rhp	
		Hector Perez, rhp	
07-31-18	Philadelphia	Jacob Waguespack, rhp	Aaron Loup, lhp
07-31-18	Los Angeles (NL)	Corey Copping, rhp	John Axford, rhp
08-04-18	New York (AL)	future considerations	Gio Urshela, if
08-09-18	Detroit	cash considerations	Nick Tepezsch, rhp
08-14-18	Colorado	Bryan Baker, rhp	future considerations
08-31-18	Milwaukee	Demi Orimoloye, of	Curtis Granderson, of
08-31-18	Cleveland	player to be named later	Josh Donaldson, if
		(Julian Merryweather, rhp)	
11-17-18	Houston	Trent Thornton, rhp	Aledmys Diaz, if
12-30-18	San Diego	Clayton Richard, lhp	Connor Panas, of
01-04-19	Tampa Bay	cash considerations	Oliver Drake, rhp
01-11-19	Los Angeles (NL)	Andrew Sopko, rhp	Russell Martin, c
		Ronny Brito, ss	cash considerations
03-08-19	Baltimore	future considerations	Dwight Smith Jr., of
03-17-19	Kansas City	Jason Adam, rhp	cash considerations
03-26-19	Cincinnati	Jordan Patterson, of	cash considerations
03-27-19	Oakland	Jesus Lopez, if	Kendrys Morales, if
		future considerations	cash considerations
04-02-19	San Francisco	Juan De Paula, rhp	Kevin Pillar, of
		Alen Hanson, if	
		Derek Law, rhp	
04-02-19	San Diego	Socrates Brito, of	Rodrigo Orozco, of
05-10-19	Pittsburgh	Patrick Kivlehan, of	cash considerations

DATE	CLUB	OBTAINED	FOR
05-11-19	Oakland	Edwin Jackson, rhp	cash considerations
06-13-19	Pittsburgh	Nick Kingham, rhp	cash considerations
07-17-19	New York (NL)	Wilmer Font, rhp	cash considerations
07-17-19	Baltimore	Yeltsin Gudino, if	cash considerations
07-28-19	Tampa Bay	two players to be named later (Edison Gonzalez, rhp) (Curtis Taylor, rhp)	Eric Sogard, if
07-28-19	New York (NL)	Anthony Kay, lhp Simeon Woods Richardson, rhp	Marcus Stroman, rhp
07-30-19	Chicago (NL)	Thomas Hatch, rhp	David Phelps, rhp
07-31-19	Houston	Derek Fisher, of	Joe Biagini, rhp Aaron Sanchez, rhp Cal Stevenson, of Daniel Hudson, rhp Chad Spanberger, if Justin Shafer, rhp
07-31-19	Washington	Kyle Johnston, rhp	cash considerations
11-04-19	Milwaukee	Chase Anderson, rhp	cash considerations
11-25-19	Cincinnati	cash considerations	Daniel Vogelbach, if
08-24-20	Seattle	Daniel Vogelbach, if	cash considerations
08-27-20	Seattle	Taijuan Walker, rhp	player to be named later (Alberto Rodriguez, of)
08-31-20	Arizona	Robbie Ray, lhp	Travis Bergen, lhp
08-31-20	Miami	Jonathan Villar, if	player to be named later (Griffin Conine, of)
08-31-20	Los Angeles (NL)	Ross Stripling, rhp	two players to be named later (Kendall Williams, rhp; Ryan Noda, of)
09-15-20	Cincinnati	Justin Miller, rhp	international cap space
01-22-21	Cincinnati	player to be named later (Darlin Guzman, of)	Hector Perez, rhp
01-27-21	New York (NL)	Steven Matz, lhp	Yennys Diaz, rhp Sean Reid-Foley, rhp Josh Winckowski, rhp
02-15-21	Milwaukee	player to be named later (Paxton Schultz, rhp)	Derek Fisher, of
02-28-21	Arizona	Travis Bergen, lhp	cash considerations
03-31-21	Los Angeles (AL)	Juan Graterol, c	cash considerations
04-22-21	Arizona	Jeremy Beasley, rhp	cash considerations
06-04-21	Atlanta	cash considerations	Ty Tice, rhp
06-19-21	New York (NL)	Jacob Barnes, rhp	Troy Miller, rhp
06-29-21	Miami	Adam Cimber, of Corey Dickerson, of cash considerations	Joe Panik, if Andrew McInvale, rhp
07-06-21	Milwaukee	Trevor Richards, rhp Bowden Francis, rhp	Rowdy Tellez, if
07-21-21	Kansas City	cash considerations	Joel Payamps, rhp
07-29-21	Washington	Brad Hand, lhp	Riley Adams, c
07-30-21	Minnesota	José Berrios, rhp	Austin Martin, if Simeon Woods Richardson, rhp
07-30-21	Arizona	Joakim Soria, rhp	two players to be named later (Yaifer Perdomo, lhp; J.J. D'Orazio, c)
08-02-21	Milwaukee	cash considerations	John Axford, rhp
08-03-21	New York (AL)	Kellin Deglan, c	cash considerations
08-14-21	Cincinnati	Mallex Smith, of	cash considerations
03-16-22	Oakland	Matt Chapman, 3b	Gunnar Hoglund, rhp Zach Logue, lhp Kevin Smith, inf Kirby Sneed, lhp Randal Grichuk, of
03-24-22	Colorado	Raimel Tapia, of Adrian Pinto, 2b	cash considerations
04-03-22	Chicago (AL)	Zack Collins, c	Reese McGuire, c
04-08-22	Cleveland	Bradley Zimmer, of	Anthony Castro, rhp
06-05-22	Seattle	Tyler Keenan, 3b	Ryan Borucki, lhp
07-02-22	Pittsburgh	cash considerations	Anthony Banda, lhp
07-16-22	Kansas City	Foster Griffin, lhp	Jonatan Bernal, rhp
08-02-22	Miami	Anthony Bass, rhp Zach Pop, rhp player to be named later (Edward Duran, C)	Jordan Groshans, ss
08-02-22	Los Angeles (NL)	Mitch White, rhp	Nick Frasso, rhp
08-02-22	Pittsburgh	Alex De Jesus, 2b	Moises Brito, lhp
08-02-22	Kansas City	Whit Merrifield, util	Jeremy Beasley, rhp Max Castillo, rhp Samad Taylor, 2b
08-31-22	Philadelphia	Karl Ellison, c	Vinny Nittoli, rhp
11-16-22	Seattle	Erik Swanson, rhp Adam Macko, lhp	Teoscar Hernández, of
12-23-22	Arizona	Daulton Varsho, of	Lourdes Gurriel Jr., of Gabriel Moreno, c
01-10-23	Pittsburgh	Zach Thompson, rhp	Chavez Young, of



FREE AGENCY FOR PLAYERS ON THE 40-MAN ROSTER

1978	Luis Gomez	from ATLANTA BRAVES	2005	Billy Koch	from FLORIDA MARLINS
1984	Dennis Lamp	from CHICAGO WHITE SOX		Scott Schoeneweis	from CHICAGO WHITE SOX
1985	Gary Allenson	from BOSTON RED SOX		B.J. Ryan	from BALTIMORE ORIOLES
1989	Bob Brenly	from SAN FRANCISCO GIANTS		A.J. Burnett	from FLORIDA MARLINS
	Tom Lawless	from ST. LOUIS CARDINALS		Benjie Molina	from LOS ANGELES ANGELS
1991	Ken Dayley	from ST. LOUIS CARDINALS	2006	Jean Machi	from TAMPA BAY DEVIL RAYS
1991	Pat Tabler	from NEW YORK METS		Matt Roney	from OAKLAND ATHLETICS
1992	Jack Morris	from MINNESOTA TWINS		Frank Thomas	from OAKLAND ATHLETICS
	Dave Winfield	from CALIFORNIA ANGELS		Royce Clayton	from WASHINGTON NATIONALS
	Alfredo Griffin	from LOS ANGELES DODGERS		John Thomson	from ATLANTA BRAVES
	Kent Anderson	from CALIFORNIA ANGELS	2007	Tomo Ohka	from MILWAUKEE BREWERS
	Eric Plunk	from NEW YORK YANKEES		David Eckstein	from ST. LOUIS CARDINALS
1993	Dick Schofield	from CALIFORNIA ANGELS		Rod Barajas	from PHILADELPHIA PHILLIES
	Dave Stewart	from OAKLAND ATHLETICS	2009	Alex Gonzalez	from BOSTON RED SOX
	Paul Molitor	from MILWAUKEE BREWERS		John Buck	from KANSAS CITY ROYALS
	Darnell Coles	from CINCINNATI REDS		Kevin Gregg	from CHICAGO CUBS
	Danny Cox	from PITTSBURGH PIRATES	2010	Jose Molina	from NEW YORK YANKEES
	Tony Castillo	from NEW YORK METS		Nick Green	from LOS ANGELES DODGERS
1994	Greg Cadaret	from KANSAS CITY ROYALS	2011	Octavio Dotel	from COLORADO ROCKIES
1995	Danny Darwin	from BOSTON RED SOX		Jon Rauch	from MINNESOTA TWINS
	Candy Maldonado	from TEXAS RANGERS	2012	Darren Oliver	from TEXAS RANGERS
1996	Erik Hanson	from BOSTON RED SOX		Francisco Cordero	from CINCINNATI REDS
	Otis Nixon	from TEXAS RANGERS		Rick Vandenburg	from BALTIMORE ORIOLES
	Charlie O'Brien	from ATLANTA BRAVES	2013	Maicer Izturis	from LOS ANGELES ANGELS
	Ruben Amaro	from CLEVELAND INDIANS		Melky Cabrera	from SAN FRANCISCO GIANTS
	Brian Bohanon	from DETROIT TIGERS		Henry Blanco	from ARIZONA DIAMONDBACKS
	Rich Rowland	from BOSTON RED SOX		Mark DeRosa	from WASHINGTON NATIONALS
	Juan Samuel	from KANSAS CITY ROYALS		Chien-Ming Wang	from NEW YORK YANKEES
	Frank Viola	from CINCINNATI REDS	2014	Dioner Navarro	from CHICAGO CUBS
1997	Benito Santiago	from PHILADELPHIA PHILLIES	2015	Russell Martin	from PITTSBURGH PIRATES
	Roger Clemens	from BOSTON RED SOX		Justin Smoak	from SEATTLE MARINERS
	Darrell Whitmore	from CHIBA LOTTE MARINES	2016	J.A. Happ	from PITTSBURGH PIRATES
	Mike Aldrete	from NEW YORK YANKEES		Gavin Floyd	from CLEVELAND INDIANS
1998	Darrin Fletcher	from MONTREAL EXPOS		Kendrys Morales	from KANSAS CITY ROYALS
	Randy Myers	from BALTIMORE ORIOLES		Steve Pearce	from BALTIMORE ORIOLES
	Pat Kelly	from NEW YORK YANKEES	2017	Jose Bautista	from TORONTO BLUE JAYS
	Craig Grebeck	from ANAHEIM ANGELS		J.P. Howell	from LOS ANGELES ANGELS
	Mike Stanley	from NEW YORK YANKEES	2018	Curtis Granderson	from LOS ANGELES DODGERS
	Tony Fernandez	from CLEVELAND INDIANS		Jaime Garcia	from NEW YORK YANKEES
	Phil Plantier	from ST. LOUIS CARDINALS		Seungghwan Oh	from ST. LOUIS CARDINALS
	Jose Canseco	from OAKLAND ATHLETICS		Mike Hauschild	from TEXAS RANGERS
1999	Joey Cora	from CLEVELAND INDIANS		Matt Shoemaker	from LOS ANGELES ANGELS
	Mike Matheny	from MILWAUKEE BREWERS	2019	Clay Buchholz	from ARIZONA DIAMONDBACKS
	Willie Greene	from BALTIMORE ORIOLES		Freddy Galvis	from SAN DIEGO PADRES
	Cecil Fielder	from CLEVELAND INDIANS		Daniel Hudson	from LOS ANGELES DODGERS
	Mark Dalesandro	from CHICAGO CUBS	2020	David Phelps	from SEATTLE MARINERS
	Geronimo Berroa	from DETROIT TIGERS		Tanner Roark	from OAKLAND ATHLETICS
2000	Frank Castillo	from PITTSBURGH PIRATES		Hyun Jin Ryu	from LOS ANGELES DODGERS
2001	Jason Dickson	from ANAHEIM ANGELS		Travis Shaw	from MILWAUKEE BREWERS
	Jeff Frye	from COLORADO ROCKIES	2021	Tyler Chatwood	from CHICAGO CUBS
	Trenidad Hubbard	from BALTIMORE ORIOLES		George Springer	from HOUSTON ASTROS
	Dan Plesac	from ARIZONA DIAMONDBACKS		Robbie Ray	from TORONTO BLUE JAYS
	Ryan Thompson	from NEW YORK YANKEES		Marcus Semien	from OAKLAND ATHLETICS
	Marty Cordova	from BOSTON RED SOX	2022	Kirby Yates	from SAN DIEGO PADRES
2002	Dave Berg	from FLORIDA MARLINS		Yimi Garcia	from HOUSTON ASTROS
2003	Mike Bordick	from BALTIMORE ORIOLES		Kevin Gausman	from SAN FRANCISCO GIANTS
	Frank Catalanotto	from TEXAS RANGERS		Yusei Kikuchi	from SEATTLE MARINERS
	Doug Creek	from SEATTLE MARINERS		Andrew Vasquez	from LOS ANGELES DODGERS
	Greg Myers	from OAKLAND ATHLETICS	2023	Chris Bassitt	from NEW YORK METS
	Tanyon Sturtze	from TAMPA BAY DEVIL RAYS		Brandon Belt	from SAN FRANCISCO GIANTS
	Jeff Tam	from OAKLAND ATHLETICS		Chad Green	from NEW YORK YANKEES
2004	Miguel Batista	from ARIZONA DIAMONDBACKS		Kevin Kiermaier	from TAMPA BAY RAYS
	V. DeLosSantos	from PHILADELPHIA PHILLIES			
	Pat Hentgen	from BALTIMORE ORIOLES			
	Kerry Ligtenberg	from BALTIMORE ORIOLES			
	Chris Gomez	from MINNESOTA TWINS			
	Terry Adams	from PHILADELPHIA PHILLIES			
	Corey Koskie	from MINNESOTA TWINS			



TORONTO SELECTIONS:

Year	Player	Original Club	Status with Toronto
1977	Willie Upshaw (1B) Andy Dyes (OF)	AAA-Syracuse, (NYY) AAA-Denver, (MTL)	Played nine seasons in Toronto Spent one season in Toronto organization
1978	Ted Wilborn (OF) Bob Davis (C)	AAA-Tacoma, (NYY) AAA-Hawaii, (SD)	Spent one season in Toronto organization Played two seasons in Toronto
1979	Mike Macha (F)	AAA-Richmond, (ATL)	Played one season in Toronto
1980	George Bell (OF) Dan Whitmer (C)	AAA-Okl. City, (PHI) AAA-Salt Lake, (CAL)	Played nine seasons in Toronto Played one season in Toronto
1981	Jim Gott (RHP) Anthony Johnson (OF)	AAA-Springfield, (STL) AAA-Denver, (MTL)	Played three seasons in Toronto Played one season in Toronto
1982	Jim Acker (RHP) Mercedes Esquer (LHP)	AAA-Richmond, (ATL) AAA-Portland, (PIT)	In 2 stints, played 7 seasons for Toronto Remained in the Toronto organization
1983	Kelly Gruber (IF) Terry Cormack (C)	AAA-Charleston, (CLE) AAA-Richmond, (ATL)	Played nine seasons in Toronto Returned to Atlanta on March 25, 1984
1984	Manuel Lee (IF) Louis Thornton (OF)	AAA-Tuscon, (HOU) AAA-Tidewater, (NYM)	Played eight seasons in Toronto Played three seasons in Toronto
1985	Jose DeJesus (RHP)	AAA-Omaha, (KC)	Returned to Kansas City on April 3, 1986
1986	Jose Nunez (RHP)	AAA-Omaha, (KC)	Played three seasons in Toronto
1990	Ricky Rhodes (RHP)	AAA-Columbus, (NYY)	Returned to New York on March 29, 1991
1992	Billy Taylor (RHP)	AAA-Richmond, (ATL)	Returned to Atlanta on April 1, 1993
1995	Carey Paige (RHP)	AA-Greenville, (ATL)	Remained in Toronto organization for two seasons
1997	Luis Saturria (OF)	A-Peoria, (STL)	Returned to St. Louis on March 20, 1998
1999	Dewayne Wise (OF)	A-Rockford, (CIN)	Played three seasons in Toronto
2001	Corey Thurman (RHP)	AAA-Omaha, (KC)	Played two seasons in Toronto
2002	Jason Dubois (OF) Aquilino Lopez (RHP)	A-Daytona, (CHC) AAA-Tacoma, (SEA)	Returned to Chicago on March 15, 2003 Played two seasons in Toronto
2003	Gary Majewski (RHP)	AA-Birmingham, (CWS)	Returned to Chicago March 17, 2003
2006	Talley Haines (RHP) Jason Smith (IF)	AAA-Durham (TB) AAA-Iowa (CHC)	Remained in Toronto organization, played for one season Remained with the club until May 15, 2007
2007	Randy Wells (RHP)	AAA-Iowa (CHC)	Returned to Chicago on April 16, 2008
2009	Zech Zinicola (RHP)	AAA-Syracuse (WSH)	Returned to Washington on March 18, 2010
2013	Brian Moran (LHP)	AAA-Tacoma (SEA)	Traded to the Los Angeles Angels on Dec. 12, 2013
2015	Joe Biagini (RHP)	AA-Richmond (SF)	Remained with the club until July 31, 2019
2016	Glenn Sparkman (RHP)	AAA-Omaha (KC)	Returned to Kansas City on July 8, 2017
2018	Elvis Luciano (RHP)	AAA-Omaha (KC)	Remains with the organization

CALL IT A DRAW

The Blue Jays have played three tie games in their history. The first one was on May 13, 1984 at Cleveland. With one out in the top of the 8th inning, the rains came and play could not resume with the score tied at 4-4. The game had to be completely replayed as part of a TWDH on August 15. The second occurrence was in Cleveland on August 26, 1986. Play was halted after nine innings due to rain with the score tied at 6-6. The game was completely replayed as part of an August 27 TWDH. The third time was on April 26, 1998 after six innings. The Blue Jays and White Sox were tied at 5-5 when the rains came and cancelled the game in Chicago. The game was completely replayed on July 15 as part of a TWDH. Though the games were rained out, the statistics from the games were entered into the books.



SELECTED FROM TORONTO:

Year	Player	Team	Status after draft
1981	Ramon Lora (C)	by Los Angeles	Returned to Toronto March 31, 1982
	Domingo Ramos (IF)	by Seattle	Played five seasons with Seattle
1983	Dave Geisel (LHP)	by Seattle	Played two seasons with Seattle
1984	Mike Morgan (RHP)	by Seattle	Played two seasons with Seattle
1986	Cliff Young (LHP)	by Oakland	Returned to Toronto April 6, 1987
	Stan Clarke (LHP)	by Seattle	Played one season with Seattle
1987	Joe Johnson (RHP)	by California	Played in California farm system
	Santiago Garcia (IF)	by Chicago (AL)	Played in Chicago farm system
1988	Colin McLaughlin (RHP)	by Seattle	Played in Seattle farm system
	Chris Jones (RHP)	by Los Angeles	Returned to Toronto March 31, 1989
	Geronimo Berroa (OF)	by Atlanta	Played two seasons with Atlanta
	Matt Stark (C)	by Atlanta	Returned to Toronto March 27, 1989
	Eric Yelding (IF)	by Chicago (NL)	Claimed on waivers by Houston April 3, 1989
1989	Steve Wapnick (RHP)	by Detroit	Returned to Toronto May 1, 1990
	Sil Campusano (OF)	by Philadelphia	Played one season with Philadelphia
	Xavier Hernandez (RHP)	by Houston	Played four seasons with Houston
1991	Jesse Cross (RHP)	by Minnesota	Returned to Toronto April 3, 1992
1992	Graeme Lloyd (LHP)	by Philadelphia	Acquired by Milwaukee for P John Trisler
1993	Tim Hyers (IF)	by San Diego	Played two seasons with San Diego
1994	Todd Steverson (OF)	by Detroit	Played with Detroit in 1995
	Freddy Garcia (3B)	by Pittsburgh	Played with Pittsburgh in 1995
1996	Mike Johnson (RHP)	by San Francisco	Traded to Baltimore
	Tom Davey (RHP)	by Baltimore	Returned to Toronto
1999	Brian Smith (RHP)	by Pittsburgh	Non-tendered, signed by Pittsburgh
	Jim Mann (RHP)	by New York (NL)	Spent one season in New York organization
2000	Jay Gibbons (1B)	by Baltimore	Played seven years in Baltimore
	Rendy Espina (LHP)	by Anaheim	Returned to Toronto
2002	Matt Ford (LHP)	by Milwaukee	Played one season in Milwaukee
2004	Tyrell Godwin (OF)	by Washington	Played one season in Washington
2005	Jamie Vermilyea (RHP)	by Boston	Returned to Toronto
	Steve Andrade (RHP)	by Tampa Bay	Played one season with both San Diego and Kansas City
2006	Francisco Mateo (LHP)	by Cincinnati	Released by the Reds on Aug. 9, 2007
2008	Ryan Klosterman (SS)	by Florida	Played full season in Florida organization
	Anthony Hatch (IF)	by Los Angeles (NL)	Played full season in Los Angeles Dodgers organization
2010	Brad Emaus (IF)	by New York (NL)	Played with Mets, returned to Toronto on April 21, 2011
2012	Mark Sobolewski (IF)	by Minnesota	Played in two levels at minor league level
2013	Evan Crawford (LHP)	by Chicago (AL)	Played in the White Sox farm system
2018	Jordan Romano (RHP)	by Chicago (AL)	Returned to Toronto March 23, 2019
	Travis Bergen (LHP)	by San Francisco	Returned to Toronto Aug. 21, 2019
2019	Dany Jiménez (RHP)	by San Francisco	Returned to Toronto Aug. 2, 2020
2020	Dany Jiménez (RHP)	by Oakland	Returned to Toronto March 15, 2021

OPENING UP

Toronto's 16-inning contest at Cleveland to begin the 2012 season was the longest Opening Day game in Major League history. The Blue Jays won, 7-4, in 16 innings after J.P. Arencibia broke the tie with a three-run home run.

In fact, the Blue Jays started the 2012 season with consecutive extra-inning games for the first time in franchise history. It marked the 5th time in MLB history that a team started 2-0 with two extra-innings wins on the road, the others being the 1908 St. Louis Browns, 1910 Cleveland Naps, 1935 Cleveland Indians and 2007 Atlanta Braves.



**AMERICAN LEAGUE EXPANSION DRAFT SELECTIONS
NOVEMBER 5, 1976**

- | | |
|------------------------------------|------------------------------------|
| 1. Bob Bailor, if-of, Baltimore | 16. Doug Ault, if, Texas |
| 2. Jerry Garvin, lhp, Minnesota | 17. Ernie Whitt, c, Boston |
| 3. Jim Clancy, rhp, Texas | 18. Mike Weathers, if, Oakland |
| 4. Gary Woods, of, Oakland | 19. Steve Staggs, if, Kansas City |
| 5. Rico Carty, if-dh, Cleveland | 20. Steve Hargan, rhp, Texas |
| 6. Butch Edge, rhp, Milwaukee | 21. Garth Iorg, if, New York |
| 7. Al Fitzmorris, rhp, Kansas City | 22. Dave Lemanczyk, rhp, Detroit |
| 8. Al Woods, of, Minnesota | 23. Larry Anderson, rhp, Milwaukee |
| 9. Mike Darr, rhp, Baltimore | 24. Jesse Jefferson, rhp, Chicago |
| 10. Pete Vuckovich, rhp, Chicago | 25. Dave McKay, if, Minnesota |
| 11. Jeff Byrd, rhp, Texas | 26. Tom Bruno, rhp, Kansas City |
| 12. Steve Bowling, of, Milwaukee | 27. Otto Velez, of, New York |
| 13. Dennis DeBarr, lhp, Detroit | 28. Mike Willis, lhp, Baltimore |
| 14. Bill Singer, rhp, Minnesota | 29. Sam Ewing, of, Chicago |
| 15. Jim Mason, if, New York | 30. Leon Hooten, rhp, Oakland |

PLAYERS WITH MOST SEASONS AS A BLUE JAY

(MINIMUM OF 10 SEASONS)

Seasons	Player	Years
15	Dave Stieb	1979-1992; 1998
12	Jim Clancy	1977-1988
12	Tony Fernandez	1983-1990; 1993; 1998-1999; 2001
12	Ernie Whitt	1977-1978; 1980-1989
12	Carlos Delgado	1993-2004
12	Roy Halladay	1998-2009
12	Vernon Wells	1999-2010
11	Rance Mulliniks	1982-1992
10	Lloyd Moseby	1980-1990
10	Pat Hentgen	1991-1999; 2004
10	Shannon Stewart	1995-2003, 2008
10	Jose Bautista	2008-2017

AT THE ALL-STAR BREAK

(TOP 5)

BATTING LEADERS

AVERAGE		
1993	J. Olerud	.395
1999	T. Fernandez	.372
2006	C. Delgado	.363
1994	P. Molitor	.342
2000	S. Stewart	.339

RUNS		
2016	J. Donaldson	80
2003	C. Delgado	76
2003	V. Wells	75
2000	C. Delgado	74
2011	J. Bautista	73
2000	R. Mondesi	73

HITS		
2003	V. Wells	121
1993	J. Olerud	120
1986	T. Fernandez	118
2001	S. Stewart	118
2014	M. Cabrera	117

HOME RUNS		
2011	J. Bautista	31
1987	G. Bell	29
2000	C. Delgado	28
2003	C. Delgado	28
2021	V. Guerrero Jr.	28

RBI		
2003	C. Delgado	97
2003	V. Wells	84
1994	J. Carter	80
2000	C. Delgado	80
2016	E. Encarnacion	80

STOLEN BASES		
1997	O. Nixon	37
1999	S. Stewart	29
1993	R. Alomar	28
1984	D. Garcia	27
1991	R. Alomar	27

PITCHING LEADERS

ERA		
1997	R. Clemens	1.69
1985	D. Stieb	1.87
1992	J. Guzman	2.11
1991	J. Key	2.23
2022	A. Manoah	2.28

WINS		
2000	D. Wells	15
1997	R. Clemens	13
2003	R. Halladay	13
2005	R. Halladay	12
2006	R. Halladay	12
2016	J. Happ	12

SAVES		
2006	B. Ryan	24
1998	R. Myers	23
1993	D. Ward	22
2017	R. Osuna	22
2000	B. Koch	20
2010	K. Gregg	20
2022	J. Romano	20

STRIKEOUTS		
1997	R. Clemens	140
2021	R. Ray	130
2008	A. Burnett	126
1992	J. Guzman	122
2008	R. Halladay	121
2018	J. Happ	121



AWARDS



NATIONAL BASEBALL HALL OF FAME



Roberto Alomar


SECOND BASEMAN

On July 24, 2011, Roberto Alomar was enshrined to the Baseball Hall of Fame. The second basemen was just the third Puerto Rican inductee, and the first Hall of Famer to be inducted as a member of the Toronto Blue Jays.

In five seasons with the Blue Jays from 1991 through 1995, Alomar displayed sparkling defense while winning five straight Gold Gloves. He was part of both World Series clubs, batting .373 across his 29 playoff games as a Blue Jay.

Alomar never hit less than .295 while with Toronto and finished third in the American League behind teammates John Olerud and Paul Molitor with a .326 average in 1993. His five-year mark of .307 gives him the highest lifetime average of any player in Blue Jays history.

Over the course of his 17-year Major League career, Alomar hit .300 with a .371 on-base percentage. He totaled 2,724 hits, 1,508 runs, 504 doubles, 80 triples, 210 home runs, 474 stolen bases, and 1,134 RBI.



Tom Cheek

BLUE JAYS RADIO BROADCASTER

On July 27, 2013, Tom Cheek was inducted into the National Baseball Hall of Fame as the 2013 recipient of the Ford C. Frick Award. This award is presented annually for excellence in broadcasting by the National Baseball Hall of Fame and Museum.

Cheek, who passed away on October 9, 2005, called the first 4,306 regular-season and 41 postseason games in Toronto Blue Jays history, including the club's two World Series victories, from Toronto's first contest until June 2, 2004. His wife, Shirley Cheek, was on hand with her family to accept the 2013 Ford C. Frick award for broadcasting excellence on behalf of her husband.

"Tom Cheek was the voice of summer for generations of baseball fans in Canada and beyond," said Hall of Fame President Jeff Idelson. "He helped a nation understand the elements of the game and swoon for the summer excitement that the expansion franchise brought a hockey-crazed nation starting in the late 1970s. He then authored the vocal narrative of a team that evolved into one of the most consistent clubs of the 1980s and 1990s. We are thrilled to celebrate Tom's legacy with baseball broadcasting's highest honour."

His call of Joe Carter's World Series-winning home run in Game 6 of the 1993 Fall Classic – "Touch 'em all, Joe! You'll never hit a bigger home run in your life." – quickly became embedded in the hearts of Blue Jays fans around the globe.



TORONTO BLUE JAYS™

RETIRED NUMBERS



Roy Halladay

PITCHER

Eight-time All-Star Roy Halladay had his number raised to the rafters in a pregame Opening Day ceremony on March 29, 2018.

Doc's wife, Brandy, and two sons, Braden and Ryan, took the field with former Blue Jays players, Pat Hentgen, Chris Carpenter, Paul Quantrill, Scott Rolen, Jose Cruz Jr., Jason Fraser, Paul Spoljaric and Cito Gaston for the ceremony.

Halladay, who passed away in a plane crash on November 7, 2017, had his number 32 displayed as a commemorative patch on the left sleeve of all Blue Jays uniforms throughout the 2018 season.

"Through Roy's values, pride, work ethic, and perseverance, he epitomized what it means to be a Blue Jay. And while his legacy is clear, it goes far beyond the number on his back or his on-field accomplishments, serving as a shining example of how to live a meaningful life and positively impact others."

Mark Shapiro
President & CEO,
Toronto Blue Jays



LEVEL OF EXCELLENCE

The Level of Excellence is an award bestowed by the Toronto Blue Jays Baseball Club, recognizing tremendous individual achievement. The names and, in some cases, uniform numbers of each of the honourees are displayed on the facing of 500 Level in Rogers Centre. The recipients of this prestigious award are as follows: **PAUL BEESTON** (April 4, 2008), **GEORGE BELL** (April 9, 1996), **JOE CARTER** (July 30, 1999), **TOM CHEEK** (August 29, 2004), **CARLOS DELGADO** (July 21, 2013), **TONY FERNANDEZ** (September 23, 2001), **CITO GASTON** (July 30, 1999), **PAT GILLICK** (August 7, 2002), **ROY HALLADAY** (March 29, 2018), and **DAVE STIEB** (April 9, 1996).



Paul Beeston

CHIEF EXECUTIVE OFFICER

PAUL BEESTON, a Welland, ON. native, is one of the Toronto Blue Jays founding fathers. He was the first employee of the Toronto Blue Jays, joining the club on May 10, 1976, only a month and a half after the granting of the Franchise. He became Vice-President of Business Operations in 1977, Executive Vice-President, Business in 1984, President and Chief Operating Officer in 1989 and Chief Executive Officer in 1991. His hard work and dedication have been recognized by many and in 1988, was named a Member of the Order of Canada. He was elected to the Board of Directors of the Baseball Hall of Fame in 1998 and was inducted into the Canadian Baseball Hall of Fame in 2002. From 1997 until 2002, Paul was President & COO of Major League Baseball in New York City. He then returned to Toronto in 2002 and served on the board of a number of philanthropic endeavours. On October 14, 2008, he was appointed CEO of the Toronto Blue Jays on an interim basis, responsible for the day-to-day operations of the baseball club and Rogers Centre. On October 27, 2009, he had the interim tag lifted and was appointed CEO of the Toronto Blue Jays and Rogers Centre. Following the 2015 season, Paul retired as Mark Shapiro replaced him as President & CEO of the Toronto Blue Jays and Rogers Centre.



George Bell

OUTFIELDER

GEORGE BELL spent nine seasons with Toronto and ranks 3rd in club history in total bases (2,201), RBI (740) and extra base hits (471). He is one of six players in the Club's history to have hit at least 200 home runs as a Blue Jay, ranking 6th with 202. In 1987, he was named the American League MVP, the first Blue Jay in club history to achieve the honour. That season he batted .308 with 47 home runs and 134 RBI. Made his first of two All-Star appearances in 1987 when he became the first Blue Jay ever voted to the starting lineup. During his nine seasons, was a four-time club MVP, the Sporting News AL and Major League Player of the Year in 1987, a three-time Sporting News Silver Slugger, a two-time Sporting News All-Star team selection and the American League Player of the Week eight times. He also set a Major League record, hitting three home runs in an Opening Day game on April 4, 1988 at Kansas City.



Joe Carter

OUTFIELDER

JOE CARTER ranks 5th in club history with 203 home runs but will forever be remembered for just one, the 9th-inning blast on October 23 to win the 1993 World Series. In 1,039 games from 1991 to 1997 with Toronto, he hit .257 with 578 runs scored, 218 doubles, 28 triples, 203 home runs, 736 RBI and 78 stolen bases. During his seven seasons he represented Toronto in five All-Star games including 1991 in Toronto, his first season with the Blue Jays after he was acquired from San Diego along with Roberto Alomar on December 5, 1990 in exchange for Tony Fernandez and Fred McGriff. Along with his tremendous on-field accomplishments, Joe and his wife were active off the field as the Diana & Joe Carter Foundation operated the "Jumpin' with Joe" program which provided needy children throughout the Toronto area with a day at Teen-Ranch, Christian Youth Camp and tickets for a Toronto Blue Jays game where Joe would speak to all of the children. He worked with many other charities including Ronald McDonald House and also hosted an annual charity golf tournament. In his 16-year Major League career, Carter hit .259 with 432 doubles, 396 homers and 1,445 RBI while playing for the Chicago Cubs (1983), Cleveland Indians (1984-1989), San Diego Padres (1990), Toronto Blue Jays (1991-1997), Baltimore Orioles (1998) and the San Francisco Giants (1999).





Tom Cheek

BROADCASTER

TOM CHEEK, who called the first 4,306 regular-season and 41 postseason games in Toronto Blue Jays history, was selected as the 2013 recipient of the Ford C. Frick Award, presented annually for excellence in broadcasting by the National Baseball Hall of Fame and Museum. Cheek, who passed away after a lengthy and brave battle with brain cancer on Oct. 9, 2005, was honoured as part of Hall of Fame Weekend 2013, July 26-29 in Cooperstown, N.Y. He stood as the radio voice of the Blue Jays and, as one fan wrote, the "soundtrack of summer in Toronto" since the club's inception through 2004. He broadcast 4,306 consecutive regular season games (and 41 postseason contests) from 1977 through the midway point of the 2004 season when he was called away from the booth first by the sudden passing of his father and later by his own personal health problems. The banner in the Level of Excellence bearing his name, first unveiled in formal ceremonies held on August 29, 2004, is adorned with the number 4,306. That pays tribute to his longevity as the iron-man of baseball broadcasting. A veteran of the radio industry, he first joined the Blue Jays prior to the club's inaugural season after spending three seasons working on Montreal Expos broadcasts. Tom had been calling the balls, strikes and home runs starting with Doug Ault's big blasts on Opening Day in 1977. His call of Joe Carter's dramatic home run to win the 1993 World Series - "Touch 'em all, Joe! You'll never hit a bigger home run in your life." stands as one of the most memorable and famous moments in Canadian sports broadcasting history.



Carlos Delgado

FIRST BASEMAN

CARLOS DELGADO made his debut in 1993 and would remain with the club for 12 seasons, finishing as the franchise leader in home runs (336), RBI (1,058), walks (827), slugging percentage (.556), OPS (.949), runs (889), total bases (2,786), doubles (343), extra base hits (690), times on base (2,362), hit-by-pitch (122), intentional walks (128) and at-bats per home run (14.9). The two-time All-Star (2000 and 2003) holds several Blue Jays single-season and career records. He won the Hank Aaron Award and Sporting News Player of the Year Award in 2000 and the Silver Slugger Award in 1999, 2000, and 2003. The first baseman finished his 17-year career with 473 home runs and 1,512 RBI across 2,035 games.



Tony Fernandez

SHORTSTOP

TONY FERNANDEZ is the franchise leader in games (1,450), hits (1,583), triples (72), and ranks 3rd in doubles (291), 3rd in AVG (.297), 4th in stolen bases (172), 5th in runs (704), 5th in total bases (2,198), and 6th in walks (439). He had four separate stints with the Blue Jays totalling 12 seasons and was a member of the 1993 World Series Champions where he led the team with nine RBI and batted .333 in the six World Series games. Fernandez was selected to five All-Star teams, including four with Toronto, and won four straight AL Gold Glove Awards at shortstop from 1986 to 1989 with the Blue Jays. He still ranks 11th on the all-time hits list for a Dominican born player (2,276 total).



Cito Gaston

MANAGER

CITO GASTON led the Blue Jays to two World Championships, two American League Championships and four American League East titles in nine seasons as the Manager from 1989 to 1997. He began as the Blue Jays' hitting coach in 1981 where he groomed many young players including George Bell, Lloyd Moseby, Cecil Fielder, Jesse Barfield and Fred McGriff. In 1989 he served as the interim manager of the club before he was named the 5th manager in team history on May 31, 1989. Gaston had the honour of managing in two All-Star games, 1993 and 1994. During his years as manager he gave much of his time to charity events throughout Toronto including the annual Cito Gaston Golf Classic. Gaston returned to the Blue Jays for two seasons as hitting coach in 2000 and 2001. He was named Club Ambassador and Special Assistant to the President and CEO, along with former Blue Jay right-hander Pat Hentgen, in early 2007. On June 20, 2008, Gaston was named Manager of the Toronto Blue Jays, his 2nd stint as the club's skipper. In 2010, his last season as manager, he led the Blue Jays to an 85-77 record. Gaston has a club-high 913 victories as the Blue Jays manager (913-851 overall).



Pat Gillick

GENERAL MANAGER

PAT GILLICK, who was instrumental in building the organization from an expansion team in 1977 to World Series Champions in 1992 and 1993, was inducted into the National Baseball Hall of Fame in Cooperstown on July 24, 2011, along with the player he brought over from San Diego to Toronto, Roberto Alomar. He was the 6th man to be honoured by the Toronto Blue Jays to the Level of Excellence in August of 2002. Gillick began his career with the Blue Jays in 1976 as the VP of Player Personnel. He was responsible for the development of players like Dave Stieb, Jesse Barfield and Jimmy Key through the draft and utilized the Major League Rule 5 draft to secure talents such as Willie Upshaw, George Bell, Jim Gott and Kelly Gruber. Gillick was known for completing shrewd trades to acquire the likes of Alfredo Griffin, Damaso Garcia, Fred McGriff, Roberto Alomar, Joe Carter and assembling talent like Tom Henke, Devon White, Dave Winfield, Jack Morris and Paul Molitor. During his tenure, the Blue Jays produced 11 consecutive winning seasons from 1983 to 1993 and in that span, brought five American League East Division titles to Toronto, two American League championships and World Series titles in 1992 and 1993.



Roy Halladay

PITCHER

ROY HALLADAY was drafted by the Blue Jays as the 17th overall pick in 1995 out of Denver, CO. In only his second big league start in 1998, he took a no-hitter into the ninth inning against the Tigers for a complete game win. When the 2000 season started, Roy began his year with the Dunedin Blue Jays, where his hard work, determination, and resilience resulted in him recreating himself as a pitcher, both physically and mentally. Over the 11 seasons that followed, Halladay cemented his imprint on the game as one of the greatest pitchers of his generation. His accomplishments included eight All-Star appearances and two Cy Young awards - one of six pitchers to win the honour in both the American and National Leagues. At the time of his retirement, he was the active Major League leader in complete games with 67, including 20 shutouts.



Dave Stieb

PITCHER

DAVE STIEB is the franchise leader in wins (175), innings pitched (2873.0), strikeouts (1658), games started (408), shutouts (30) and complete games (103). The righty spent 15 seasons with Toronto, longer than any player in franchise history. He appeared in seven All-Star games and was the starting pitcher in both 1983 and 1984. Stieb recorded the only no-hitter in Blue Jays history on September 2, 1990 in Cleveland. In 1982, he was named the Sporting News Pitcher of the Year after a 17-14 season with a 3.25 ERA and led the league in innings (288.0) and complete games (20). Stieb was the Blue Jays Pitcher of the Year six times, a three-time winner of the AL Pitcher of the Month and a three-time winner of the AL Player of the Week.



LEAGUE AWARDS

BASEBALL WRITERS ASSOCIATION OF AMERICA AWARDS

MOST VALUABLE PLAYER

1987 – George Bell
2015 – Josh Donaldson

ROOKIE OF THE YEAR

1979 – Alfredo Griffin
2002 – Eric Hinske

CY YOUNG AWARD

1996 – Pat Hentgen
1997 – Roger Clemens
1998 – Roger Clemens
2003 – Roy Halladay
2021 – Robbie Ray

MANAGER OF THE YEAR

1985 – Bobby Cox

HANK AARON AWARD

2000 – Carlos Delgado 2010 – Jose Bautista 2011 – Jose Bautista 2015 – Josh Donaldson
2021 – Vladimir Guerrero Jr.

EDGAR MARTINEZ AWARD

2009 – Adam Lind

SILVER SLUGGER AWARD

1982 – Damaso Garcia, 2B	1993 – Paul Molitor, DH	2015 – Josh Donaldson, 3B
1983 – Lloyd Moseby, OF	1998 – Jose Canseco, DH	2016 – Josh Donaldson, 3B
1985 – George Bell, OF	1999 – Carlos Delgado, 1B	2020 – Teoscar Hernández, OF
1986 – Jesse Barfield, OF	Shawn Green, OF	2021 – Vladimir Guerrero Jr., 1B
George Bell, OF	2000 – Carlos Delgado, 1B	Teoscar Hernández, OF
1987 – George Bell, OF	2003 – Carlos Delgado, 1B	Marcus Semien, 2B
1989 – Fred McGriff, 1B	Vernon Wells, OF	2022 – Alejandro Kirk, C
1990 – Kelly Gruber, 3B	2009 – Aaron Hill, 2B	
1991 – Joe Carter, OF	Adam Lind, DH	
1992 – Roberto Alomar, 2B	2010 – Jose Bautista, OF	
Joe Carter, OF	2011 – Jose Bautista, OF	
Dave Winfield, DH	2014 – Jose Bautista, OF	

LELAND S. MACPHAIL JR. AWARD (MVP OF ALCS)

1992 – Roberto Alomar 1993 – Dave Stewart

WORLD SERIES MOST VALUABLE PLAYER

1992 – Pat Borders 1993 – Paul Molitor



TORONTO BLUE JAYS ALL-STAR GAME SELECTIONS

ALL-STAR PLAYERS

YEAR	PLAYER/POS.	PERFORMANCE	VOTES	YEAR	PLAYER/POS.	PERFORMANCE	VOTES
1977	Ron Fairly-2B/3B	PH, 0-1		2003	Carlos Delgado-1B	1-3, RBI, K	862,610
1978	Roy Howell-3B	PH, 0-1			Vernon Wells CF	PR-CF, 1-2, 2B, RBI, R	
1979	Dave Lemanczyk-P	did not play			Roy Halladay-P	did not play	
1980	Dave Stieb-P	1.0 IP, ER, H, 2BB		2004	Ted Lilly-P	1.0 IP, 2H, K	
1981	Dave Stieb-P	1.2 IP, H, BB, K		2005	Roy Halladay-P	injured – did not play	
1982	Jim Clancy-P	1.0 IP			Shea Hillenbrand-3B	DEF-3B	
1983	Dave Stieb-P	3.0 IP, H, BB, 4K	--	2006	Roy Halladay-P	2.0 IP, 3H, ER, K	
1984	Dave Stieb-P	2.0 IP, 2H, ER, 2K	--		B. J. Ryan-P	Won (1.0 IP, K)	
	Damaso Garcia-2B	DEF-2B, 0-1			Troy Glaus-3B	DEF-3B-1B, 1-2, 2B, R	
	Alfredo Griffin-SS	DEF-SS			Vernon Wells-CF	1-2	--
1985	Dave Stieb-P	1.0 IP, BB, 2K			Alex Rios-RF	injured – did not play	
	Jimmy Key-P	0.1 IP		2007	Alex Rios-RF	DEF-RF	
	Damaso Garcia-2B	DEF-2B, 1-2		2008	Roy Halladay-P	1.0 IP, H, K	
	Ernie Whitt-C	DEF-C		2009	Roy Halladay-P	2.0, 4H, 2ER	--
1986	Jesse Barfield-RF	PH-RF, 0-3			Aaron Hill-2B	0-3 (replaced Pedroia in starting lineup)	--
	Lloyd Moseby-CF	DEF-LF		2010	Jose Bautista-RF	PR-RF, 0-1	
	Tony Fernandez-SS	DEF-SS			John Buck-C	DEF-C, 1-2, 2B	
1987	George Bell-LF	0-3	1,144,575		Vernon Wells-LF	DEF-LF, 0-1	
	Tony Fernandez-SS	0-2		2011	Jose Bautista-RF	1-2	7,454,753*
	Tom Henke-P	2.2 IP, 2H, K			Ricky Romero-P	did not play	
1988	Dave Stieb-P	1.0 IP, H		2012	Jose Bautista-RF	0-1, BB, K	4,971,155
1989	Kelly Gruber-3B	did not play		2013	Jose Bautista-RF	0-1, SF, RBI	3,999,631
	Tony Fernandez-SS	PR-SS, 0-1			Edwin Encarnacion-DH/1B	PH-DH, 0-2	
1990	George Bell-LF	PH-LF, 0-2			Brett Cecil-P	Hold, 0.1 IP, K	
	Kelly Gruber-3B	PR-3B, 0-1, 2 SB			Steve Delabar-P	Hold, 0.1 IP, K	9,600,000#
	Dave Stieb-P	2.0 IP, BB, K		2014	Jose Bautista-RF	0-2	5,859,019*
1991	Roberto Alomar-2B	0-4	1,868,247		Edwin Encarnacion-1B	injured – did not play	
	Joe Carter-RF	DEF-LF, 1-1, BB, R			Mark Buehrle-P	did not play	
	Jimmy Key-P	Won (1.0 IP, H, K)		2015	Josh Donaldson-3B	0-0, 2BB	14,090,188**
1992	Roberto Alomar-2B	1-3, R, 2 SB	1,868,247		Russell Martin-C	PH-C, 0-1, K	
	Joe Carter-RF	2-3, RBI, R	--		Jose Bautista-RF	injured – did not play	
	Juan Guzman-P	1.0 IP, 2H, BB, 2K		2016	Josh Donaldson-3B	DEF-3B, 0-1	
1993	Roberto Alomar-2B	1-3, HR, RBI	1,852,280		Edwin Encarnacion-DH	PR, 0-1, R, BB	
	Joe Carter-RF	1-3, K	1,407,179		Marco Estrada-P	did not play	
	Pat Hentgen-P	did not play			Michael Saunders-OF	DEF-RF, 0-1	17,700,000#
	Paul Molitor-DH	0-1, BB		2017	Aaron Sanchez-P	Hold, 1.0, 2H, ER, BB	
	John Olerud-1B	0-2	1,285,280		Justin Smoak-1B	1-1, BB	2,566,181
	Duane Ward-P	1.0 IP, 2K			Roberto Osuna-P	1.0 IP, H	
	Devon White-CF	DEF-CF, 1-2, 2B, RBI, R, SB		2018	J.A. Happ-P	Save, 1.0 IP, H, ER, K	
1994	Roberto Alomar-2B	1-3, R	3,675,730	2019	Marcus Stroman-P	did not play	
	Joe Carter-LF	0-3, R	3,683,682	2021	Vladimir Guerrero Jr.-1B	1-3, HR, 2RBI	2,704,788*
	Pat Hentgen-P	1.0 IP, H			Marcus Semien-2B	1-2, RBI	
	Paul Molitor-DH	PH, 0-1			Teoscar Hernández-OF	1-2, 2B	
1995	Roberto Alomar-2B	PR-2B, 0-1, SB			Bo Bichette-SS	DEF-SS, 0-1, K	
1996	Joe Carter-RF	DEF-CF, 1-1		2022	Alejandro Kirk-C	0-2	1,857,670
1997	Roger Clemens-P	1.0 IP, H			Vladimir Guerrero Jr.-1B	0-2	1,624,228
	Pat Hentgen-P	1.0 IP			Alek Manoah-P	1.0 IP, 3K, HB	
1998	Roger Clemens-P	1.0 IP, 2H, 2ER, BB, K			Santiago Espinal-2B	DEF-2B, 0-1, BB	
1999	Tony Fernandez-3B	DEF-3B, 0-2			Jordan Romano-P	did not play	
	Shawn Green-RF	1-1			George Springer-OF	injured - did not play	
2000	Carlos Delgado-1B	DEF-1B, 1-1, 2B					
	Tony Batista-3B	PH-3B, 0-1, K					
	David Wells-P	2.0 IP, 2H, 2K	--				
2001	Paul Quantrill-P	1.0 IP, 2H, ER					
2002	Roy Halladay-P	1.0 IP, 3H, 3ER, K					

NOTE: **Bold** indicates this player was as a starter/* indicates leading vote getter/** indicates a Major League record # indicates player was voted in as the winner of the MLB.com Final Vote

BIographies

LAST SEASON

HISTORY

RECORDS

OPPONENTS

PLAYER DEV.

MEDIA & MISC.



ALL-STAR MANAGERS, COACHES, AND TRAINERS

1979	Roy Hartsfield, Coach	1994	Cito Gaston, Manager
1980	Ken Carson, Trainer	1994	Galen Cisco, Coach
1985	Bobby Cox, Coach	1994	Bob Bailor, Coach
1991	Cito Gaston, Coach	1994	Gene Tenace, Coach
1991	Tommy Craig, Trainer	2004	Carlos Tosca, Coach
1993	Cito Gaston, Manager	2006	John Gibbons, Coach
1993	Gene Tenace, Coach	2011	John Farrell, Coach
1993	John Sullivan, Coach	2013	John Gibbons, Coach
1993	Galen Cisco, Coach		

RAWLINGS GOLD GLOVE

Since 1957, the Rawlings Gold Glove Award has been presented annually to 18 of baseball's best fielders - one from each position in both the National and American Leagues. The winners are selected by Major League coaches and managers, as well as SABR metrics. Below are listed the Toronto Blue Jays players that have won Gold Gloves.

PLAYER	POSITION	YEAR	PLAYER	POSITION	YEAR
Tony Fernandez	SS	1986	Devon White	OF	1994
Jesse Barfield	OF	1986	Roberto Alomar	2B	1994
Tony Fernandez	SS	1987	Roberto Alomar	2B	1995
Jesse Barfield	OF	1987	Devon White	OF	1995
Tony Fernandez	SS	1988	Shawn Green	OF	1999
Tony Fernandez	SS	1989	Vernon Wells	OF	2004
Kelly Gruber	3B	1990	Orlando Hudson	2B	2005
Devon White	OF	1991	Vernon Wells	OF	2005
Roberto Alomar	2B	1991	Vernon Wells	OF	2006
Devon White	OF	1992	R.A. Dickey	P	2013
Roberto Alomar	2B	1992	Marcus Stroman	P	2017
Devon White	OF	1993	Marcus Semien	2B	2021
Roberto Alomar	2B	1993	Vladimir Guerrero Jr.	1B	2022



PLAYER OF THE WEEK

1979

- Otto Velez, July 23-29 (.500, 9 RBI, 5 R, 1.050 SLG)

1980

- Dave Stieb, April 21-27 (2 CG, 0.50 ERA)

1982

- Jim Clancy, June 14-20 (1-0, 19.0 IP, 1 ER)
- Jim Clancy, Sept. 27-Oct. 3

1983

- Luis Leal, May 9-15 (2-0, 0.64 ERA)
- Dave Stieb, May 16-22 (2-0, 0.50 ERA)
- Lloyd Moseby, May 23-29 (.556, 3 HR, 2 2B)
- Cliff Johnson, June 20-26 (.500, 2 2B)
- Jesse Barfield, Aug. 29-Sept. 4 (.424, 7 HR, 39 TB)

1985

- Willie Upshaw, April 21-28 (.409, 3 HR, 2 2B, 20 TB, .909 SLG)
- Lloyd Moseby, Sept. 2-8 (.435, 5 HR, 1.174 SLG)

1986

- Lloyd Moseby, Aug. 18-24 (.435, 3 HR, 8 RBI, .870 SLG)
- George Bell, Sept. 1-7 (.433, 3 HR, 10 RBI, 9 R)

1987

- Jim Clancy, May 19-24 (2 CG, 1 ShO, 0.50 ERA, 18.0 IP, 18 K)
- George Bell, June 8-14 (.407, 5 HR, 15 RBI, 1.037 SLG)
- George Bell, July 27-Aug. 3 (.500, 3 HR, 7 RBI)

1988

- George Bell, April 4-10 (.455, 4 HR, 7 XBH, 1.136 SLG)
- George Bell, Aug. 29-Sept. 4 (.379, 3 HR, 12 RBI)

1989

- Nelson Liriano, May 15-21 (.600, 3 2B, 23 TB, 7 RBI)
- Junior Felix, May 29-June 4 (.435, 2 HR, 11 RBI, 6 R)
- George Bell, Aug. 14-20 (.467, 3 HR, 3 2B, 12 RBI)
- Lloyd Moseby, Sept. 4-10 (.440, 7 R, 3 2B, 4 SB, .548 OBP)

1990

- Kelly Gruber, April 23-29 (.414, 4 HR, 9 RBI, 5 R, .897 SLG)
- George Bell, June 4-10 (.464, 3 HR, 11 RBI, 2 2B, 7R)
- George Bell, June 18-24 (.500, 5 HR, 11 RBI, 9 R)
- Dave Stieb, Aug. 27-Sept. 2 (pitched no-hitter)
- Kelly Gruber, Sept. 9-16 (.464, 2 HR, 3 2B, 14 RBI)

1991

- Joe Carter, June 17-23 (5 HR, 7 RBI, 7 R, 26 TB)

1992

- Robert Alomar, April 20-26 (.600, 15 H, 9 RBI)
- Joe Carter, Aug. 10-16 (.407, 11 H, 3 HR, 4 2B, 24 TB)

1993

- John Olerud, June 1-6 (.445, 5 HR, 11 RBI, 29 TB)

1994

- Joe Carter, April 4-10 (.333, 4 HR, 12 RBI, 7 R)
- Joe Carter, April 18-24 (9 H, 4 HR, 4 2B, 12 RBI)
- Pat Hentgen, May 1-7 (2-0, 0.51 ERA, 17.2 IP, 8 H, 23 K)
- Paul Molitor, July 12-18 (.500 BA, 13 H, 4 HR, 10 RBI, 10 R)

1995

- John Olerud, July 12-16 (.500, 4 R, 2 2B, 18 TB, .588 OBP, 1.286 SLG)

1997

- Roger Clemens, May 6-11 (2-0, 2.81 ERA, 2 GS, 16.0 IP, 24 K)

1998

- Carlos Delgado, June 1-7 (.407, 4 HR, 9 RBI)
- Carlos Delgado, Aug. 17-23 (.370, 4 HR, 10 RBI)
- Roger Clemens, Aug. 24-30 (2-0, 0.00 ERA, 18.0 IP, 2 SHO)

1999

- Shannon Stewart, April 26-May 2 (.471, 16 H, 5 R, 3 2B, 5 RBI)
- Tony Fernandez, June 14-20 (.411, 10 H, 15 TB, 2 2B)
- Homer Bush, Sept. 30-Oct. 3 (.452, 14 H, 6 R, 2 2B, 2 RBI)

2000

- Carlos Delgado, April 17-23 (.480, 12 H, 4 HR, 8 RBI)
- Jose Cruz, May 1-7 (.387, 4 HR, 9 RBI, 3 2B, 9 R, 5 BB)
- Carlos Delgado, June 5-11 (.556, 10 H, 4 HR, 13 RBI)

2001

- Carlos Delgado, April 1-8 (.348, 5 HR, 11 RBI)
- Raul Mondesi, April 30-May 6 (.464, 13 H, 4 HR, 11 RBI)
- Kelvim Escobar, Aug. 20-26 (2-0, 1.04 ERA, 17.1 IP, 1 CG)
- Jose Cruz Jr., Oct. 1-7 (.423, 4 HR, 11 RBI, 7 R, 2 2B, 4 SB)

2002

- Carlos Delgado, Sept. 23-29 (.450, 4 HR, 11 RBI, 1.150 SLG)

2003

- Vernon Wells, June 15-22 (.476, 10 H, 5 HR, 10 RBI)
- Roy Halladay, Sept. 1-7 (2-0, 0.46 ERA, 19.0 IP, 7 H, 15 K)
- Carlos Delgado, Sept. 22-28 (.318, 6 HR, 11 RBI)

2004

- Carlos Delgado, Aug. 30-Sept. 5 (.381, 3 HR, 7 RBI, 6 R)

2005

- Frank Catalanotto, July 18-24 (.565, 1 HR, 9 RBI)
- Frank Catalanotto, Sept. 26 - Oct. 2 (.500, 15 H, 15 RBI)

2006

- Roy Halladay, May 7-14 (2-0, 2 CG, 1.00 ERA, 9 K)
- Vernon Wells, July 16-23 (.448, 3 2B, 4 HR, 10 RBI, .966 SLG)
- Lyle Overbay, June 27-July 2 (.423, 4 HR, 9 RBI, 1.077 SLG)

2007

- Troy Glaus, May 1-7 (.400, 4 HR, 7 RBI, 8 R)

2008

- Alex Rios, Sept. 1-7 (.414, 3 HR, 966 SLG)

2009

- Roy Halladay, May 11-17 (2-0, 1.13, CG, 2 ER, 16.0 IP, 13 K)
- Lyle Overbay, June 1-7 (.533, 4 2B, 2 HR, 8 RBI)
- Adam Lind, Aug. 31-Sept. 6 (.321, 4 2B, 3 HR, 12 RBI)

2010

- Jose Bautista, May 10-16 (.444, 4 HR, 8 RBI, 5 BB)
- Jose Bautista, July 26-Aug. 1 (.545, 3 2B, 5 HR, 13 RBI, 8 R)
- Jose Bautista, Aug. 23-29 (.500, 3 2B, 4 HR, 7 RBI, 9 BB)
- Edwin Encarnacion, Sept. 27-Oct. 3 (.400, 5 HR, 11 RBI, 6 R)

2011

- Jose Bautista, June 27-July 3 (.391, 3 2B, 4 HR, 8 RBI)

2012

- J.P. Arencibia, May 14-20 (.360, 4 HR, 10 RBI)

2013

- Edwin Encarnacion, July 22-28 (.520, 2 HR, 8 RBI)

2014

- Edwin Encarnacion, May 5-11 (.321, 4 HR, 10 RBI)

2015

- Josh Donaldson, May 25-31 (.440, 6 HR, 11 RBI)
- Josh Donaldson, Aug. 3-9 (.385, 5 HR, 8 RBI)
- David Price, Aug. 3-9 (2-0, 0.60 ERA)
- Edwin Encarnacion, Aug. 23-30 (.481, 7 HR, 21 RBI)
- Kevin Pillar, Sept. 20-27 (.480, 7 XBH, 6 SB)



2016

- Josh Donaldson, June 13-19 (.321, 4 HR, 10 RBI)

2018

- Justin Smoak, March 29-April 1 (.467, 7 H, 2 HR, 8 RBI)
- Kendrys Morales, Aug. 20-26 (.478, 11 H, 7 HR, 12 RBI)

2019

- Vladimir Guerrero Jr., May 13-19 (.333, 7 H, 4 HR, 9 RBI)
- Vladimir Guerrero Jr., July 29-Aug. 4 (.500, 13 H, 3-2B, 3 HR, 11 RBI)

2020

- Lourdes Gurriel Jr., Aug. 31-Sept. 6 (.467, 14 H, 3-2B, 2 HR, 6 RBI)

2021

- Vladimir Guerrero Jr., June 21-27 (.391, 9 H, 3 HR, 7 RBI, 1.308 OPS)
- George Springer, July 26-Aug. 1 (.400, 10 H, 5-2B, 3 HR, 7 RBI, 1.476 OPS)
- George Springer, Aug. 2-8 (.364, 12 H, 3-2B, 3 HR, 11 RBI, 1.177 OPS)

PLAYER OF THE MONTH**1977**

- Otto Velez, April (5 HR, 11 RBI, 11 R, .865 SLG, .422 BA)

1979

- Alfredo Griffin, Sept. (.407 BA, 4-3B, 62 TB)

1983

- Lloyd Moseby, Aug. (.351 BA, 25 RBI, 15 XBH)

1989

- Fred McGriff, April (7 HR, 17 RBI, 28 H, 21 R)
- George Bell, Aug. (22 game hit streak, .370 BA)

1990

- Kelly Gruber, Sept. (.352 BA, 20 R, 30 RBI)

1991

- Joe Carter, June (11 HR, 36 H, .352 BA, 11-2B, 29 RBI, 21 R)

1992

- Roberto Alomar, April (.382 BA, 34 H, 19 R, 3 HR, 19 RBI, 8 SB, .439 OBA)

1993

- John Olerud, April (.450 BA, 36 H, .650 SLG, .527 OBP, 18 RBI, 15 R, 7-2B, 3 HR)
- Paul Molitor, May (.374 BA, 43 H, 5 HR, 22 RBI, 25 R)
- John Olerud, June (.427 BA, 41 H, 17-2B, 5 HR, 30 RBI, 17 R, 73 TB, .525 OBP)

PITCHER OF THE MONTH**1980**

- Dave Stieb, April (3-0, 15 K, 1 SHO, 1.09 ERA)

1983

- Dave Stieb, May (5 W, 2 SHO, 43 K)

1984

- Doyle Alexander, Sept. (.223 ERA, 5-1, 6 CG)

1985

- Dave Stieb, May (4-1, 34 K, 1.69 ERA)

1987

- Jim Clancy, May (5-1, 1.71 ERA, 40 K in 47.1 IP)

1996

- Juan Guzman, April (3-1, 1.88 ERA, 39 K in 43.0 IP)
- Pat Hentgen, July (5-1, 2.72 ERA, 28 K in 46.1 IP)
- Pat Hentgen, Aug. (5-1, 2.60 ERA, 33 K in 52.0 IP)

1997

- Roger Clemens, May (6-0, 1.96 ERA, 46.0 IP, 51 K)
- Roger Clemens, Aug. (4-0, 2.47 ERA, 2 CG, 47.1 IP, 54 K)

1998

- Roger Clemens, Aug. (4-0, 0.90 ERA, 3 CG, 50.0 IP, 68 K)

- Teoscar Hernández, Aug. 9-15 (.500, 14 H, 2-2B, 2HR, 10 RBI, 1.393 OPS)
- Robbie Ray, Aug. 30-Sept. 5 (2-0, 1.32 ERA, 13.2 IP, 5 H, 4 BB, 20 K)
- George Springer, Sept. 27-Oct. 3 (.500, 13 H, 3 HR, 10 RBI, .962 OPS)

2022

- Vladimir Guerrero Jr., June 13-19 (.407, 11 H, 3 HR, 7 RBI, 1.278 OPS)
- Kevin Gausman, Aug. 1-7 (1-0, 0.00 ERA, 14.0 IP, 7 H, BB, 15 K)
- Bo Bichette, Sept. 5-11 (.500, 16 H, 10 XBH, 5 HR, 13 RBI, 1.156 SLG, 1.686 OPS)

1994

- Joe Carter, April (.312 BA, 31 RBI, 9 HR, 8-2B, 64 TB)

2010

- Jose Bautista, July (.418, 11 HR, 8-2B, 29 RBI, 12 BB, 75 TB, .765 SLG)
- Jose Bautista, Aug. (.299, 12 HR, 24 RBI, 23 R, 23 BB, .742 SLG)

2011

- Jose Bautista, April (.366, 9 HR, 5-2B, 15 RBI, 28 BB, .780 SLG)
- Jose Bautista, May (.360, 11 HR, 4-2B, 23 RBI, 18 BB, .791)

2012

- Jose Bautista, June (.271, 14 HR, 30 RBI, 22 BB, .750 SLG)

2014

- Edwin Encarnacion, May (.281, 16 HR, 33 RBI, 16 BB, .763 SLG)

2015

- Edwin Encarnacion, Aug. (.407, 11-2B, 11 HR, 35 RBI, .919 SLG)

2021

- Marcus Semien, May (.368, 42 H, 12-2B, 8 HR, 22 RBI, .702 SLG, 1.130 OPS)

2003

- Roy Halladay, May (6-0, 3.22 ERA, 44.2 IP, 3 BB, 35 K)
- Roy Halladay, Sept. (5-1, 1.41 ERA, 5 CG, 2 SHO, 51.0 IP, 5 BB, 42 K)

2007

- Roy Halladay, April (4-0, 2.28 ERA, 2 CG, 47.1 IP, 33 K)

2011

- Ricky Romero, Aug. (5-0, 2.05 ERA, 1 SHO, 44.0 IP)

2021

- Robbie Ray, Aug. (1-0, 1.76 ERA, 41.0 IP, 52 K)

2022

- Alek Manoah, Sept. (4-0, 0.88 ERA, 41.0 IP, 4 ER, 33 K, 0.85 WHIP, .162 AVG)



RELIEVER OF THE MONTH

2008

- B.J. Ryan, May (0.75 ERA, 12.0 IP, ER, 14 K, 10 SV, 1.08 WHIP, .171 AVG)

2017

- Roberto Osuna, June (0.79 ERA, 11.1 IP, ER, 19 K, 8 SV, 0.44 WHIP, .105 AVG)

ROOKIE OF THE MONTH

2002

- Eric Hinske, June (.338 AVG, 27 H, 7-2B, 6 HR, 15 RBI, 19 R)
- Josh Phelps, Aug. (.310 AVG, 31 H, 5-2B, 7 HR, 30 RBI, 18 R)
- Josh Phelps, Sept. (.338 AVG, 26 H, 10-2B, 6 HR, 19 RBI, 15 R)

2003

- Reed Johnson, Sept. (.363 AVG, 33 H, 5-2B, 3 HR, 16 RBI, 18 R)

2005

- Gustavo Chacin, April (4-1, 2.41 ERA in 6 GS)
- Gustavo Chacin, July (5-0, 2.97 ERA in 6 GS)

2022

- Jordan Romano, April (1.59 ERA, 11.1 IP, 2 ER, 13 K, 10 SV, 0.88 WHIP, .195 AVG)
- Jordan Romano, July (0.84 ERA, 10.2 IP, ER, 12 K, 7 SV, 0.47 WHIP, .114 AVG)

2009

- Scott Richmond, April (3-0, 2.70 ERA in 4 GS)

2015

- Devon Travis, April (.325 AVG, 26 H, 6-2B, 6 HR, 19 RBI)

2018

- Lourdes Gurriel Jr., July (.423 AVG, 30 H, 4-2B, 4HR, 14 RBI)

2021

- Alek Manoah, Sept./Oct (4-0, 3.38 ERA, 41 K in 6 GS)



MEDIA AWARDS

TORONTO CHAPTER BBWAA AWARD WINNERS

Each year, the members of the Toronto chapter of the BBWAA select the Blue Jays top player, pitcher and rookie as well as the team's most improved player. The player of the year receives the Neil MacCarl Award, named for the longtime baseball writer from the Toronto Star. The John Cerutti Award is given annually, as voted by the Toronto Chapter of the BBWAA, to a person associated with the day-to-day workings of Blue Jays' baseball who displays goodwill, cooperation and character, as exemplified by the late John Cerutti.

YEAR	PLAYER OF THE YEAR	PITCHER OF THE YEAR	ROOKIE OF THE YEAR	GOOD GUY AWARD	MOST IMPROVED
1977	Bob Bailor	Dave Lemanczyk	Bob Bailor	Roy Hartsfield	—
1978	Bob Bailor	Jim Clancy Victor Cruz	Victor Cruz	Mike Cannon	Alan Ashby
1979	Alfredo Griffin	Tom Underwood	Alfredo Griffin	John Silverman	Rick Cerone
1980	John Mayberry	Jim Clancy	Damaso Garcia	Howard Starkman	Al Woods
1981	Dave Stieb	Dave Stieb	—	Bob Mattick	Joey McLaughlin
1982	Damaso Garcia	Dave Stieb	Jesse Barfield	Buck Martinez	Jim Clancy
1983	Lloyd Moseby	Dave Stieb	Jim Acker	Ernie Whitt	Lloyd Moseby
1984	Dave Collins	Doyle Alexander	Tony Fernandez	Dave Collins	Dave Collins
1985	Jesse Barfield	Dennis Lamp	—	Rance Mulliniks	Dennis Lamp
1986	Jesse Barfield	Mark Eichhorn	Mark Eichhorn	Garth Iorg	Rick Leach
1987	George Bell	Jimmy Key	Jeff Musselman	Garth Iorg	Lloyd Moseby
1988	Fred McGriff	Dave Stieb	Pat Borders	John Cerutti	Kelly Gruber
1989	George Bell	Tom Henke	Junior Felix	Kelly Gruber	Todd Stottlemyre
1990	Kelly Gruber	Dave Steib	John Olerud	Jeff Ross Tommy Craig	Pat Borders
1991	Roberto Alomar	Duane Ward	Juan Guzman	Joe Carter	Devon White
1992	Roberto Alomar	Jack Morris	Jeff Kent	John Brioux	Pat Borders
1993	Paul Molitor	Duane Ward	Randy Knorr	Bob Bailor	John Olerud
1994	Joe Carter	Pat Hentgen	Darren Hall	Rich Hacker	Randy Knorr
1995	Roberto Alomar	Al Leiter	Shawn Green	Galen Cisco Larry Hisle	Ed Sprague
1996	Ed Sprague	Pat Hentgen	Paul Spoljaric	Howard Starkman	Juan Guzman
1997	Carlos Delgado	Roger Clemens	Rose Cruz Jr.	Brent Andrews	Paul Quantrill
1998	Carlos Delgado	Roger Clemens	Kevin Brown	Dan Plesac	Shawn Green
1999	Shawn Green	Billy Koch	Billy Koch	Pat Hentgen	Homer Bush
2000	Carlos Delgado	David Wells	—	Andy Stewart	Brad Fullmer
2001	Jose Cruz Jr.	Paul Quantrill	Bob File	Gord Ash	Roy Halladay
2002	Vernon Wells	Roy Halladay	Eric Hinske	Darrin Fletcher	Chris Woodward
2003	Carlos Delgado	Roy Halladay	Aquilino Lopez	Vernon Wells	Orlando Hudson
2004	Carlos Delgado	Ted Lilly	Alex Rios	John Cerutti	Gregg Zaun
JOHN CERUTTI AWARD					
2005	Vernon Wells	Roy Halladay	Russ Adams	Shirley Cheek	Josh Towers
2006	Vernon Wells	Roy Halladay	Casey Janssen	Larry Millson	Alex Rios
2007	Alex Rios	Roy Halladay	Jesse Litsch	John McDonald	Dustin McGowan
2008	Vernon Wells	Roy Halladay	Jesse Carlson	Paul Godfrey	Adam Lind
2009	Aaron Hill	Roy Halladay	Ricky Romero	Aaron Hill	Adam Lind
2010	Jose Bautista	Ricky Romero	—	Jose Bautista	Jose Bautista
2011	Jose Bautista	Ricky Romero	J.P. Arencibia	Dustin McGowan	Casey Janssen
2012	Edwin Encarnacion	Casey Janssen	Aaron Loup	Brian Butterfield	Edwin Encarnacion
2013	Edwin Encarnacion	Casey Janssen	Todd Redmond	Mark DeRosa	Brett Cecil
2014	Jose Bautista	Mark Buehrle	Marcus Stroman	Casey Janssen	Melky Cabrera
2015	Josh Donaldson	Marco Estrada	Roberto Osuna	Alex Anthopoulos	Kevin Pillar
2016	Josh Donaldson	Aaron Sanchez	Joe Biagini	Pete Walker	Aaron Sanchez
2017	Josh Donaldson	Marcus Stroman	Danny Barnes	Mal Romanin	Justin Smoak
2018	Justin Smoak	J.A. Happ	Ryan Borucki	John Gibbons	Luke Maie
2019	Lourdes Gurriel Jr.	Ken Giles	Bo Bichette	Justin Smoak	Lourdes Gurriel Jr.
2020	Teoscar Hernández	Hyun Jin Ryu	Jordan Romano	Anthony Alford Mike Wilner	Teoscar Hernández
2021	Vladimir Guerrero Jr.	Robbie Ray	Alek Manoah	Marcus Semien	Robbie Ray
2022	Vladimir Guerrero Jr.	Alek Manoah	—	Mark Budzinski Buck Martinez	Ross Stripling

BIographies

LAST SEASON

HISTORY

RECORDS

OPPONENTS

PLAYER DEV.

MEDIA & MISC.



THE SPORTING NEWS AWARDS

PITCHER OF THE YEAR (AL)

1982 – Dave Stieb
1987 – Jimmy Key

1996 – Pat Hentgen
1997 – Roger Clemens

1998 – Roger Clemens
2003 – Roy Halladay

ROOKIE PITCHER OF THE YEAR (AL)

1986 – Mark Eichhorn
1991 – Juan Guzman

MANAGER OF THE YEAR (ML)

1985 – Bobby Cox

MLB PLAYER OF THE YEAR

1987 – George Bell

2000 – Carlos Delgado

2015 – Josh Donaldson

AL PLAYER OF THE YEAR

1987 – George Bell

AL COMEBACK PLAYER

2009 – Aaron Hill

SPORTSMEN OF THE YEAR

1993 – Pat Gillick/Cito Gaston

ALL-STAR TEAM (AL)

1982 – Damaso Garcia, 2B
1982 – Dave Stieb, P
1983 – Lloyd Moseby, OF
1985 – Damaso Garcia, 2B
1986 – Tony Fernandez, SS
1986 – George Bell, OF
1987 – George Bell, OF
1987 – Jimmy Key, LHP
1988 – Ernie Whitt, C
1989 – Fred McGriff, 1B

1990 – Kelly Gruber, 3B
1991 – Joe Carter, OF
1992 – Roberto Alomar, 2B
1992 – Joe Carter, OF
1992 – Dave Winfield, DH
1993 – Paul Molitor, DH
1996 – Pat Hentgen, RHP
1997 – Roger Clemens, RHP
1998 – Roger Clemens, RHP
1999 – Shawn Green, OF

2000 – Carlos Delgado, 1B
2000 – David Wells, LHP
2003 – Carlos Delgado, 1B
2009 – Aaron Hill, 2B
2010 – Jose Bautista, 3B
2011 – Jose Bautista, OF
2015 – Josh Donaldson, 3B
2020 – Teoscar Hernández, OF
2021 – Vladimir Guerrero Jr., 1B
2021 – Marcus Semien, 2B
2022 – Alejandro Kirk, C

BASEBALL MAN OF THE YEAR IN CANADA

(TORONTO—MONTREAL BBWAA)

Peter Bavasi, 1977
Pat Gillick, 1983

Jesse Barfield, 1986
Cito Gaston, 1989

Pat Gillick, 1991
Paul Beeston, 1993

BASEBALL AMERICA

ALL-STAR TEAM

1983 – Dave Stieb, P
1983 – Lloyd Moseby, OF
1984 – Dave Stieb, P
1986 – Tony Fernandez, SS
1986 – Jesse Barfield, OF
1987 – George Bell, OF
1987 – Jimmy Key, SP

1987 – Tom Henke, RP
1989 – George Bell, OF
1989 – Dave Stieb, P
1990 – Kelly Gruber, 3B
1992 – Roberto Alomar, 2B
1992 – Dave Winfield, 2B
1993 – Roberto Alomar, 2B

1993 – John Olerud, 1B
1993 – Duane Ward, P
1996 – Pat Hentgen, P
1997 – Roger Clemens, P
1998 – Roger Clemens, P
2015 – Josh Donaldson, 3B
2021 – Vladimir Guerrero Jr., 1B
2021 – Robbie Ray, P

PLAYER OF THE YEAR (AL)

1987 – George Bell

MAJOR LEAGUE PITCHER OF THE YEAR

1998 – Roger Clemens

MINOR LEAGUE PLAYER OF THE YEAR

The following is a list of Toronto minor league players that have been named Minor League Player of the Year:

Player/Position	Year	Publication	Club	Stats
Carlos Delgado, C	1992	USA Today Baseball Weekly	Dunedin (A)	30 HR, 100 RBI, .324 AVG
Derek Bell, OF	1991	Baseball America	Syracuse (AAA)	13 HR, 93 RBI, .346 AVG
Vladimir Guerrero Jr., 3B	2018	Baseball America	New Hampshire (AA), Buffalo (AAA)	20 HR, 78 RBI, .381 AVG



LATIN AMERICAN ALL-STAR TEAM

1985 – Damaso Garcia, 2B
1985 – George Bell, OF

RELIEF AWARDS

1985 – April – Bill Caudill
1987 – July – Tom Henke
1987 – Aug. – Tom Henke
1989 – July – Tom Henke
1993 – April – Duane Ward
1993 – Aug. – Duane Ward
1999 – July – Billy Koch
2002 – Sept. – Kelvim Escobar

ALL-ROOKIE TEAM

1977 – Bob Bailor, SS; Doug Ault, 1B; Jerry Garvin, LHP
1978 – Rick Bosetti, OF
1979 – Alfredo Griffin, SS; Dan Ainge, 2B
1980 – Damaso Garcia, 2B
1987 – Jeff Musselman, LHP
1995 – Shawn Green, OF
1997 – Jose Cruz, Jr., OF
1999 – Billy Koch, RHP
2002 – Eric Hinske, 3B
2005 – Russ Adams, SS
2005 – Gustavo Chacin, LHP
2019 – Vladimir Guerrero Jr., 3B
2021 – Alek Manoah, RHP

PLAYER AND PITCHER OF THE MONTH

Each month throughout the season, the Toronto Chapter of the Baseball Writers Association of America votes for the player and pitcher based on their appraisal of that player's or pitcher's performance during that particular month.

* The award was combined to include both players and pitchers as a single monthly award in 2017, which then was decided via a @BlueJays twitter poll, and re-named "Honda Player of the Month" until 2021.

PLAYER OF THE MONTH

Year	April	May	June	July	August	Sept./Oct.	Most Valuable Player
1977	Velez	Fairly	Fairly	Rader	Bailor	Bowling	Bailor
1978	Howell	Bosetti	Howell	Mayberry	Bailor	Bailor & Bosetti	Howell
1979	Mayberry	Griffin	Underwood	Velez	Griffin	Griffin	Griffin
1980	Stieb	Woods	Mayberry	Woods	Garcia	Mayberry	Mayberry
1981	Todd	Bonnell	—	—	Moseby	Stieb	Stieb
1982	Barfield	Bonnell	Upshaw	Garcia	Garcia	Clancy	Garcia
1983	Barfield	Upshaw	Johnson	Moseby	Moseby	Upshaw	Moseby & Upshaw
1984	Upshaw	Collins	Upshaw	Mulliniks	Bell	Collins	Bell
1985	Upshaw	Garcia	Bell	Mulliniks	Barfield	Moseby	Barfield
1986	Bell	Barfield	Fernandez	Bell	Moseby	Barfield	Bell
1987	Bell	Bell	Moseby	Fernandez	Bell	Moseby	Bell
1988	Gruber	McGriff	Gruber	McGriff	Whitt	Fernandez	McGriff
1989	McGriff	Liriano	Gruber	McGriff	Bell	Bell	Bell
1990	Gruber	Gruber	Bell	McGriff	McGriff	Gruber	Gruber
1991	Carter	Alomar	Carter	Alomar	White	Alomar	Alomar
1992	Alomar	Alomar	Carter	Maldonado	Winfield	White	Alomar
1993	Olerud	Molitor	Olerud	Olerud	Molitor/Alomar	Alomar	Molitor
1994	Carter	Carter	Alomar	Molitor	—	—	Carter
1995	—	Alomar	Maldonado	Olerud	Molitor	Green	Alomar
1996	Carter	Olerud	Sprague	Carter	Brumfield	Sprague	Sprague
1997	Sprague	Carter	Merced	Green	Cruz Jr.	Stewart	Delgado
1998	Canseco	Delgado	Delgado	Stewart	Green	Fernandez	Delgado
1999	Green	Green	Fletcher	Green	Delgado	Bush	Green
2000	Fullmer	Delgado	Delgado	Delgado	Delgado	Fletcher	Delgado
2001	Delgado	Mondesi	Stewart	Delgado	Cruz Jr.	Delgado	Cruz Jr.
2002	Delgado	Wilson	Hinske	Wells	Phelps	Delgado	Wells
2003	Delgado	Wells	Delgado	Wells	Wells	Delgado	Delgado
2004	Delgado	Wells	Hudson	Phelps	Delgado	Delgado	Delgado
2005	Hillenbrand	Wells	Wells	Wells	Hudson	Catalanotto	Wells
2006	Wells	Glaus	Overbay	Wells	Overbay	Rios	Wells
2007	Hill	Rios	Thomas	Rios	Thomas	Hill	Rios
2008	Rios	Barajas	Rolen	Lind	Wells	Rios	Rios
2009	Hill	Scutaro	Lind	Scutaro	Lind	Lind	Lind
2010	Wells	Bautista	Lewis	Bautista	Bautista	Wells	Bautista
2011	Bautista	Bautista	Lind	Escobar	Lawrie	Bautista	Bautista
2012	Encarnacion	Bautista	Bautista	Villanueva	Encarnacion	Encarnacion	Encarnacion
2013	Encarnacion	Bautista	Lind	Rasmus	Lawrie	Lind	Encarnacion
2014	Cabrera	Encarnacion	Encarnacion	Cabrera	Bautista	Bautista	Bautista
2015	Travis	Donaldson	Encarnacion	Donaldson	Encarnacion	Bautista	Donaldson
2016	Donaldson	Saunders	Donaldson	Donaldson	Martin	Bautista	Donaldson
2017*	Smoak	Travis	Smoak	Pearce	Donaldson	Hernández	Donaldson
2018	Happ	Happ	Grichuk	Gurriel Jr.	Morales	Tellez	Smoak
2019	Stroman	Guerrero Jr.	Gurriel Jr.	Guerrero Jr.	Bichette	Biggio	Gurriel Jr.
2020	—	—	—	Hernández	Ryu	Guerrero Jr.	Hernández
2021	Guerrero Jr.	Semien	Bichette	Ray	Ray	Gurriel Jr.	Guerrero Jr.
2022	Romano	Manoah	Kirk	Chapman	Guerrero Jr.	Bichette	Guerrero Jr.



PITCHER OF THE MONTH

Year	April	May	June	July	August	Sept./Oct.	Most Valuable Pitcher
1983	Stieb	Stieb	Gott	Clancy	Stieb	Alexander	Stieb
1984	Stieb	Alexander	Stieb	Stieb	Stieb & Clancy	Alexander	Stieb
1985	Caudill	Stieb	Stieb	Stieb	Henke	Alexander	Stieb
1986	Alexander	Eichhorn	Key	Clancy	Eichhorn	Stieb	Key
1987	Key	Key	Clancy	Key	Cerutti	Flanagan	Key
1988	Cerutti	Stieb	Ward	Key	Clancy	Stieb	Stieb
1989	Key	Key	Cerutti	Henke	Stieb	Stieb	Stieb
1990	Ward	Stieb	Henke	Stieb	Key	Key	Stieb
1991	Key	Wells	Key	Henke	Candiotti	Guzman	Ward
1992	Guzman	Guzman	Guzman	Ward	Morris	Key	Morris
1993	Hentgen	Cox	Hentgen	Ward	Ward	Stewart	Ward
1994	Castillo	Hentgen	Hentgen	Castillo	--	--	Hentgen
1995	--	Cone	Hentgen	Castillo	Leiter	Timlin	Leiter
1996	Guzman	Timlin	Guzman	Hentgen	Hentgen	Hentgen	Hentgen
1997	Clemens	Clemens	Clemens	Clemens	Clemens	Clemens	Clemens
1998	Williams	Williams	Clemens	Clemens	Clemens	Escobar	Clemens
1999	Wells	Halladay	Wells	Koch	Hentgen	Wells	Koch
2000	Wells	Wells	Wells	Koch	Wells	Loaiza	Wells
2001	Quantrill	Michalak	Koch	Escobar	Escobar	Halladay	Quantrill
2002	Halladay	Loaiza	Halladay	Carpenter	Politte	Escobar	Halladay
2003	Lidle	Halladay	Halladay	Halladay	Escobar	Halladay	Halladay
2004	Halladay	Frasor	Batista	Towers	Lilly	Bush	Lilly
2005	Halladay	Halladay	Halladay	Chacin	Towers	Towers	Halladay
2006	Halladay	Halladay	Ryan	Halladay	Ryan	Burnett	Halladay
2007	Halladay	Burnett	Marcum	McGowan	Halladay	McGowan	Halladay
2008	Carlson	Litsch	Halladay	Halladay	Halladay	Litsch	Halladay
2009	Downs	Halladay	Romero	League	Frasor	Halladay	Halladay
2010	Romero	Marcum	Morrow	Cecil	Morrow	Frasor	Romero
2011	Villanueva	Romero	Romero	Cecil	Romero	Francisco	Romero
2012	Romero	Morrow	Villanueva	Villanueva	Janssen	Morrow	Janssen
2013	Janssen	Loup	Cecil	Buehrle	Buehrle	Janssen	Janssen
2014	Buehrle	Buehrle	Stroman	Stroman	Sanchez	Dickey	Buehrle
2015	Osuna	Sanchez	Buehrle	Buehrle	Estrada	Price	Estrada
2016	Sanchez	Estrada	Sanchez	Happ	Stroman	Liriano	Sanchez

Most Valuable Pitcher: 1978 – Clancy & Underwood 1979 – Underwood 1980 – Clancy
1981 – Stieb 1982 – Stieb

BLUE JAYS & CY YOUNG VOTING

YEAR	WINNER	PTS	BLUE JAYS	RANK	PTS
1982	Pete Vuckovich	87	Dave Stieb	4th	36
1984	Willie Hernandez	88	Dave Stieb	8th	1
1985	Bret Saberhagen	127	Doyle Alexander	6th	5
			Dave Stieb	9th	2
1986	Roger Clemens	140	Mark Eichhorn	6th	2
1987	Roger Clemens	124	Jimmy Key	2nd	64
1990	Bob Welch	107	Dave Stieb	6th	2
1991	Roger Clemens	119	Duane Ward	10th	3
1992	Dennis Eckersley	107	Jack Morris	5th	10
1993	Jack McDowell	124	Duane Ward	5th	5
			Pat Hentgen	6th	3
			Juan Guzman	7th	1
1995	Randy Johnson	136	David Cone	4th	18
1996	PAT HENTGEN	110	PAT HENTGEN	1st	110
1997	ROGER CLEMENS	134	ROGER CLEMENS	1st	134
1998	ROGER CLEMENS	140	ROGER CLEMENS	1st	140
2000	Pedro Martinez	140	David Wells	3rd	46
2003	ROY HALLADAY	136	ROY HALLADAY	1st	136
2006	Johan Santana	140	Roy Halladay	3rd	48
2007	C.C. Sabathia	119	Roy Halladay	5th	1
2008	Cliff Lee	132	Roy Halladay	2nd	71
2009	Zach Greinke	134	Roy Halladay	5th	11
2011	Justin Verlander	196	Ricky Romero	10th	2
2015	Dallas Keuchel	186	David Price (TOR/DET)	2nd	143
2016	Rick Porcello	137	J.A. Happ	6th	14
			Aaron Sanchez	7th	6
2017	Corey Kluber	204	Marcus Stroman	8th	2
2020	Shane Bieber	210	Hyun Jin Ryu	3rd	51
2021	ROBBIE RAY	207	ROBBIE RAY	1st	207
			José Berríos (TOR/MIN)	9th	8
2022	Justin Verlander	210	Alek Manoah	3rd	87
			Kevin Gausman	10th	1



BLUE JAYS AND THE AL MANAGER OF THE YEAR VOTING

YEAR	WINNER	PTS	1ST PLACE VOTES	BLUE JAYS	RANK	PTS	1ST PLACE VOTES
1984	Sparky Anderson-DET	96	13	Bobby Cox	4	9	0
1985	BOBBY COX-TOR	104	14	—	—	—	—
1989	Frank Robinson-BAL	125	23	Cito Gaston	2	62	3
1990	Jeff Torborg-CWS	128	23	Cito Gaston	5	6	0
1991	Tom Kelly-MIN	138	27	Cito Gaston	3	17	0
1992	Tony LaRussa-OAK	132	25	Cito Gaston	4	13	1
1993	Gene Lamont-CWS	72	8	Cito Gaston	3	49	3
1998	Joe Torre-NYY	128	23	Tim Johnson	T6	4	0
2003	Tony Peña-KC	130	24	Carlos Tosca	7	3	0
2005	Ozzie Guillen-CWS	105	17	John Gibbons	7	1	0
2008	Joe Maddon-TB	138	27	Cito Gaston	6	2	0
2010	Ron Gardenhire-MIN	108	16	Cito Gaston	5	5	1
2015	Jeff Bannister-TEX	112	17	John Gibbons	4	22	1
2020	Kevin Cash-TB	126	22	Charlie Montoyo	3	47	2
2021	Kevin Cash-TB	109	19	Charlie Montoyo	4	23	3

ROOKIE-OF-THE-YEAR

YEAR	PLAYER	FINISHED	WINNER
1979	Alfredo Griffin	Tied 1st	Alfredo Griffin & John Castino
1980	Damaso Garcia	4th	Joe Charboneau
1981	George Bell	8th	Dave Righetti
1982	Jesse Barfield	8th	Cal Ripken
1985	Tom Henke	7th	Ozzie Guillen
1986	Mark Eichhorn	3rd	Jose Canseco
1987	Nelson Liriano	7th	Mark McGwire
1990	John Olerud	4th	Sandy Alomar
1991	Juan Guzman	2nd	Chuck Knoblauch
	Mike Timlin	6th	—
1994	Darren Hall	4th	Bob Hamelin
1995	Shawn Green	5th	Marty Cordova
1996	Tim Lincecum	Tied 7th	Derek Jeter
1997	Jose Cruz	2nd	Nomar Garciaparra
1999	Billy Koch	Tied 7th	Carlos Beltran
2002	Eric Hinske	1st	Eric Hinske
	Josh Phelps	6th	—
2005	Gustavo Chacin	5th	Huston Street
2015	Roberto Osuna	4th	Carlos Correa
2019	Cavan Biggio	5th	Yordan Alvarez
	Vladimir Guerrero Jr.	7th	—
2021	Alek Manoah	8th	Randy Arozarena

YOUNGEST BLUE JAYS TO RECORD FIRST MULTI-HOMER GAME

Player	Date	Age
Vladimir Guerrero Jr.	05/14/2019	20 years, 59 days
Travis Snider	04/13/2009	21 years, 70 days
Felipe Lopez	09/04/2001	21 years, 115 days
Bo Bichette	08/20/2019	21 years, 168 days
Carlos Delgado	04/11/1994	21 years, 290 days
John Olerud	06/21/1990	21 years, 320 days



BLUE JAYS AND THE MVP VOTING

YEAR	WINNER	PTS	BLUE JAYS	RANK	PTS
1981	Rollie Fingers	319	Dave Stieb	T27	1
1982	Robin Yount	385	Damaso Garcia	T26	5
1983	Cal Ripken	322	Willie Upshaw	11	41.5
			Lloyd Moseby	14	21
1984	Willie Hernandez	306	Willie Upshaw	T16	8
			George Bell	T16	5
			Dave Stieb	T23	4
			Lloyd Moseby	T23	4
			Doyle Alexander	T27	1
1985	Don Mattingly	367	Jesse Barfield	7	88
			George Bell	8	84
			Tom Henke	20	5
			Dennis Lamp	T21	3
			Doyle Alexander	T21	3
			Damaso Garcia	24	2
1986	Roger Clemens	339	George Bell	4	125
			Jesse Barfield	5	107
			Tony Fernandez	14	17
1987	GEORGE BELL	332	George Bell	1	332
			Tony Fernandez	8	79
			Tom Henke	T13	14
1988	Jose Canseco	392	Fred McGriff	17	9
			Tony Fernandez	26	1
1989	Robin Yount	205	George Bell	4	205
			Fred McGriff	6	96
			Tony Fernandez	19	9
			Mookie Wilson	T25	1
1990	Rickey Henderson	317	Kelly Gruber	4	175
			Fred McGriff	10	30
			Dave Stieb	T25	1
1991	Cal Ripken	318	Joe Carter	5	136
			Roberto Alomar	6	128
			Devon White	16	15
1992	Dennis Eckersley	306	Joe Carter	3	201
			Dave Winfield	5	141
			Roberto Alomar	6	118
			Jack Morris	13	18
1993	Frank Thomas	392	Paul Molitor	2	209
			John Olerud	3	198
			Roberto Alomar	6	102
			Joe Carter	12	25
			Duane Ward	22	3
1994	Frank Thomas	372	Joe Carter	10	35
			Paul Molitor	T18	9
1997	Ken Griffey Jr.	392	Roger Clemens	10	56
1998	Juan Gonzalez	357	Roger Clemens	11	49
1999	Ivan Rodriguez	252	Shawn Green	9	44
			Carlos Delgado	12	16
2000	Jason Giambi	317	Carlos Delgado	4	206
			David Wells	18	2
2001	Ichiro Suzuki	289	Shannon Stewart	T25	1
2003	Alex Rodriguez	242	Carlos Delgado	2	213
2006	Justin Morneau	320	Vernon Wells	T22	3
			Troy Glaus	T31	1
2009	Joe Mauer	387	Aaron Hill	T12	23
			Adam Lind	15	14
2010	Josh Hamilton	358	Jose Bautista	4	165
2011	Justin Verlander	280	Jose Bautista	3	231
2012	Miguel Cabrera	362	Edwin Encarnacion	11	33
2013	Miguel Cabrera	385	Edwin Encarnacion	14	7
2014	Mike Trout	420	Jose Bautista	6	122
2015	JOSH DONALDSON	385	Josh Donaldson	1	385
			Jose Bautista	8	82
			Edwin Encarnacion	12	38
			Russell Martin	24	2
2016	Mike Trout	356	Josh Donaldson	4	200
			Edwin Encarnacion	14	7
2017	Jose Altuve	405	Josh Donaldson	T22	1
2020	José Abreu	374	Teoscar Hernández	11	8
			Hyun Jin Ryu	T13	4
2021	Shohei Ohtani	420	Vladimir Guerrero Jr.	2	269
			Marcus Semien	3	232
			Bo Bichette	T12	7
			Robbie Ray	T15	4
			Teoscar Hernández	19	2

BIographies

LAST SEASON

HISTORY

RECORDS

OPPONENTS

PLAYER DEV.

MEDIA & MISC.



YEAR	WINNER	PTS	BLUE JAYS	RANK	PTS
2022	Aaron Judge	410	Bo Bichette	11th	16
			Vladimir Guerrero Jr.	16th	7
			Alek Manoah	18th	5

MAJOR LEAGUE AWARDS

ALLAN H. SELIG AWARD FOR PHILANTHROPIC EXCELLENCE

The Allan H. Selig Award for Philanthropic Excellence, formerly known as the Commissioner's Award for Philanthropic Excellence, was created in 2010 to recognize the charitable and philanthropic efforts of MLB Clubs. The Toronto Blue Jays are one of just two clubs to have received the Award twice:

2012:

Honoured for the Toronto Blue Jays Baseball Academy, a series of initiatives to help support youth across Canada and provide them with opportunities on and off the field of play, including Rookie League, Field of Dreams, Super Camps and Instructional Clinics.

2020:

Acknowledged for their extensive efforts throughout the COVID-19 pandemic, including 8.1 million meals delivered to food insecure Canadians; 14,200 youth in Jays Care virtual programming; 1,500 teachers, youth leaders, and volunteers trained to run best-in-class virtual programming; 20,000 volunteer hours provided from Blue Jays, Jays Care, and Rogers staff from coast-to-coast-to-coast; and 2,000 adaptive equipment kits delivered to families of children living with disabilities (Challenger Baseball).

CLUB AWARDS

BOBBY MATTICK AND AL LAMACCHIA AWARDS

In 1996, the Blue Jays organization established two awards: the **Bobby Mattick Player Development Award** and the **Al LaMachchia Scouting Award**. The awards were created to acknowledge the dedication, success and work ethic of Blue Jays baseball operations personnel, attributes so aptly displayed by the awards' namesakes. The Bobby Mattick Award was named after the longtime baseball executive who had spent 25 years of his career with the Blue Jays. The late Bobby Mattick was responsible for the development of many of the young players who have gone through the Blue Jays system. As well as being Director of Player Development for many years he also managed the Major League Blue Jays for two seasons in 1980 and 1981. The Al LaMachchia Award was named after the veteran scout who spent 20 seasons with the Blue Jays. The late Al LaMachchia's scouting talents have been deeply etched in the Blue Jays short history. In 2003, the Blue Jays introduced a **Community Service Award**. In 2009, the Blue Jays began giving out an award for the **Pro-Scout of the Year Award**.

	Bobby Mattick	Al LaMachchia	Community Service	Pro Scout	International Staff Member
1996	Rockett Wheeler	Duane Larson	--	--	
1997	Omar Malave	Jim Hughes	--	--	
1998	Rolando Pino	Tom Hinkle	--	--	
1999	Bruce Walton	Ellis Dungan	--	--	
2000	Marty Pevey	Tim Wilken	--	--	
2001	Dan Rajkowski	David Blume	--	--	
2002	Dane Johnson	Charles Aliano	--	--	
2003	Mike Basso	Ty Nichols	Cameron Reimers	--	
2004	Ken Joyce	Andy Beene	Tim Whittaker	--	
2005	Rick Langford	Demerius Pittman	Justin Singleton	--	
2006	Dennis Holmberg	Tom Burns	Brian Bormaster	--	
2007	Gary Cathcart	Marc Tramuta	David Corrente	--	
2008	Clayton McCullough	Aaron Jersild	Justin Jackson	--	
2009	Charlie Wilson	Matt Briggs	Alberto Quintana	Jim D'Aloia	
2010	Dane Johnson	Tim Rooney	Matt Daly	Kevin Briand	
2011	Dennis Holmberg	John Hendricks	Anthony Gose	Tom Clark	
2012	Chad Mottola	Blake Crosby	Daniel Barnes	Jim Skaalen	
2013	Mike Mordecai	Ryan Fox	Kevin Nolan	David May	
2014	Stubby Clapp	Nate Murrie	Taylor Cole	Matt Anderson	
2015	Bobby Meacham	Jim Lentine	L.B. Dantzler	Ted Lekas	Luciano Del Rosario

HOWARD STARKMAN AWARD

On April 10, 2014, the Blue Jays created the **Howard Starkman Award** which is presented annually to the Employee of the Year. It is granted annually to a Toronto Blue Jays Baseball Club employee who best exemplifies the values of integrity, innovation, accountability, team work and a passion for winning.

2014	Howard Starkman
2015	Charlie Wilson



R. HOWARD WEBSTER AWARDS

In 1982 the Blue Jays established a set of awards to be bestowed annually upon the 'Most Valuable Player' on each Blue Jay farm club. The awards are named in honour of R. Howard Webster, who was the first Chairman of the Board for the Toronto Blue Jays.

Year	AAA Syracuse	AA Knoxville	A Kinston	A Florence	A	Rookie Medicine Hat	Rookie Bradenton
1982	T. Fernandez	T. Thompson	D. Shipanoff	K. Kinnard		C. Johnston	E. Bolivar
1983	T. Fernandez	D. Shipanoff	J. Escobar	C. Fielder		R. Robbins	S. Escobar
1984	F. Manrique	M. Sharpeson	L. Aquino	P. Borders		R. Ducey	S. Garcia
1985	R. Leach	S. Davis	E. Yelding	S. Campusano		G. Berroa	D. Martinez
1986	M. Sharpeson	G. Hill	Ventura G. Myers Dunedin	P. Munoz Myrtle Beach	St. Catharines W. Blair	M. Whiten	
1987	T. Stottlemire	G. Berroa	S. Cummings	D. Linton	D. Bell	A. Dziadkowiec	
1988	A. Infante	A. Sanchez	P. Munoz	L. Sojo	W. Williams	E. Mendez	W. Rojas
1989	G. Hill	D. Bell	N. Cromwell	R. Gianelli	G. O'Halloran	S. Holtzclaw	
1990	M. Whiten	T. Quinlan	J. Kent	M. Ogliaruso	C. Delgado	B. Bowers	Gulf Coast C. Stynes
1991	D. Bell	J. Kent	N. Wilson	H. Battle	R. Butler	F. Crespo	T. Brito
1992	B. Davis	J. De La Rosa	C. Delgado	A. Gonzalez Hagerstown	T. Crabtree	J. Hererra	
1993	R. Perez	C. Delgado	C. Weinke	D.J. Boston	A. Beltran	L. De La Cruz	A. Hightower
1994	S. Green	C. Stynes	K. Harmes	D. Sinnes	J. Ladd	J. Mosquera	K. Escobar
1995	R. Perez	S. Stewart	J. Patzke	J. Ladd	J. Young	M. Peebles	M. Whitlock
1996	S. Stewart	R. Jones	R. Halladay	M. Whitlock	W. Skett	R. Stromsberg	
1997	R. Butler	K Witt	W. Skett	L. Lopez	S. Langaigue	G. Morrison	
1998	P. Lennon	L. Lopez	B. Abernathy	J. Sneed	J. Kingery	J. Gibbons	
1999	L. Lopez	T. Giles	C. Izturis	J. Nunez	B. Jackson	G. Chacin	
2000	C. Mottola	Tennessee J. Gibbons	J. Lawrence	R. Johnson Charleston	M. Malpica Auburn	J. Johnson	
2001	L. Lopez	J. Phelps	R. Thompson	A. McCulloch	M. Mayorson	N. Tempesta	
2002	G. Burnham	V. Chulk	D. Rich	M. Snyder	J. Owens	J. DeJong Pulaski	
2003	S. Pond	A. Rios New Haven New Hampshire	J. Harper	R. Medina	V. Chiaravallotti	R. Diaz	
2004	G. Williams	A. Hill	I. Ramirez	C. Johnston Lansing	A. Lind	Y. Rodriguez	
2005	J. Griffin	J. Banks	A. Lind	C. Snavey	R. Patterson	J. Butler	
2006	K. Barker	A. Lind	R. Patterson	C. Cheng	J. Campbell	T. Snider	
2007	J. Banks	D. Smith	J. Kreuzer	T. Snider	B. Cecil	--	J. Chavez
2008	D. Purcey Las Vegas	S. Campbell	B. Dopriak	M. Rzepczynski	R. Bell	--	B. Fuenmayer
2009	R. Ruiz	B. Dopirak	M. Sierra	J. Chavez	S. Ochinko	--	C. Perez
2010	J. Arencibia	E. Thames	M. McDade	S. Ochinko	C. Perez	--	J. Marisnick
2011	D. Cooper	T. d'Arnaud	A. Jimenez	J. Marisnik	Vancouver J. Nicolino	Bluefield C. Hawkins	J. Rosado
2012	A. Hechavarria Buffalo	R. Goins	D. Barnes	J. Nicolino	J. Avendano	C. Lopes	A. Tirado
2013	R. Goins	B. Glenn	J. Berti	D. Smith Jr.	L. Dantzler	M. Dean	F. Barreto
2014	K. Pillar	J. Berti	D. Smith Jr.	M. Nay	F. Barreto	R. Urena	J. Kelly
2015	M. Hague	R. Schimpf	W. Browning	R. McBroom	R. Hissey	R. Orozco	J. Maese



OPENING DAY

SEASON OPENERS (24-22)

DATE	OPPONENT	W/L	SCORE	WP	LP	ATT
April 7, 1977	Chicago (AL)	W	9-5	Johnson	Brett	44,649
April 7, 1978	at Detroit	L	2-6	Fliryoh	Lemanczyk	52,528
April 5, 1979	at Kansas City	L	2-11	Leonard	Underwood	37,754
April 9, 1980	at Seattle	L	6-8	Parrott	Lemanczyk	22,588
April 9, 1981	at Detroit	L	2-6	Morris	McLaughlin	51,452
April 9, 1982	Milwaukee	L	4-15	Vuckovich	Bombback	30,216
April 5, 1983	at Boston	W	7-1	Stieb	Eckersley	33,852
April 4, 1984	at Seattle	L	2-3 (10)	Stanton	Lamp	43,200
April 8, 1985	at Kansas City	L	1-2	Black	Stieb	41,086
April 8, 1986	at Texas	L	3-6	Guzman	Stieb	40,602
April 6, 1987	Cleveland	W	7-3	Key	Candiotti	40,404
April 4, 1988	at Kansas City	W	5-3	Key	Saberhagen	40,648
April 3, 1989	at Kansas City	W	4-3	Key	Gubicza	38,595
April 9, 1990	at Texas	L	2-4	Ryan	Stottlemyre	40,907
April 8, 1991	Boston	L	2-6	Clemens	Stieb	50,114
April 6, 1992	at Detroit	W	4-2	Morris	Gullickson	51,068
April 6, 1993	at Seattle	L	1-8	Johnson	Morris	56,120
April 4, 1994	Chicago	W	7-3	Guzman	McDowell	50,484
April 26, 1995	Oakland	W	13-1	Cone	Stewart	50,426
April 1, 1996	at Oakland (Las Vegas)	W	9-6	Hanson	Reyes	7,294
April 1, 1997	Chicago (AL)	L	5-6 (10)	Castillo	Plesac	40,299
April 1, 1998	Minnesota	W	3-2	Clemens	Tewksbury	41,387
April 6, 1999	at Minnesota	L	1-6	Radke	Hentgen	45,601
April 3, 2000	Kansas City	W	5-4	Koch	Spradlin	40,898
April 1, 2001	Texas (Puerto Rico)	W	8-1	Loaiza	Helling	19,891
April 1, 2002	at Boston	W	12-11	Escobar	Urbina	33,520
March 31, 2003	New York (AL)	L	4-8	Clemens	Halladay	50,119
April 5, 2004	Detroit	L	0-7	Johnson	Halladay	47,817
April 4, 2005	at Tampa Bay	W	5-2	Halladay	Brazelton	26,018
April 4, 2006	Minnesota	W	6-3	Halladay	Santana	50,449
April 2, 2007	at Detroit	W	5-3 (10)	Frasor	Rodney	44,297
April 1, 2008	at New York (AL)	L	2-3	Wang	Halladay	55,112
April 6, 2009	Detroit	W	12-5	Halladay	Verlander	48,027
April 5, 2010	at Texas	L	4-5	Francisco	Frasor	50,299
April 1, 2011	Minnesota	W	13-3	Romero	Pavano	47,984
April 5, 2012	at Cleveland	W	7-4 (16)	Perez	Asencio	43,190
April 2, 2013	Cleveland	L	1-4	Masterson	Dickey	48,857
March 31, 2014	at Tampa Bay	L	2-9	Price	Dickey	31,042
April 6, 2015	at New York (AL)	W	6-1	Hutchison	Tanaka	48,469
April 3, 2016	at Tampa Bay	W	5-3	Stroman	Archer	31,042
April 3, 2017	at Baltimore	L	2-3 (11)	Wilson	Grilli	45,667
March 29, 2018	New York (AL)	L	1-6	Severino	Happ	48,115
March 28, 2019	Detroit	L	0-2 (10)	Alcantara	Hudson	45,048
July 24, 2020	at Tampa Bay	W	6-4	Romano	Morton	0
April 1, 2021	at New York (AL)	W	3-2 (10)	Romano	Nelson	10,850
April 8, 2022	Texas	W	10-8	Cimber	Santana	45,002



HOME OPENERS (28-18)

DATE	OPPONENT	W/L	SCORE	WP	LP	ATT
April 7, 1977	Chicago (AL)	W	9-5	Johnson	Brett	44,649
April 14, 1978	Detroit	W	10-8	Kirkwood	Wilcox	35,761
April 13, 1979	Kansas City	W	4-1	Clancy	Spittorf	40,035
April 16, 1980	Milwaukee	W	11-2	Stieb	Slaton	12,688
April 13, 1981	New York (AL)	W	5-1	Clancy	John	25,112
April 9, 1982	Milwaukee	L	4-15	Vuckovich	Bomback	30,216
April 9, 1983	New York (AL)	W	7-4	Jackson	Gossage	36,459
April 17, 1984	Baltimore	W	3-2	Key	T.Martinez	35,602
April 16, 1985	Texas	L	4-9	Mason	Leal	41,284
April 14, 1986	Baltimore	L	1-2	Boddicker	Alexander	43,587
April 6, 1987	Cleveland	W	7-3	Key	Candiotti	40,404
April 11, 1988	New York (AL)	W	17-9	Wells	Rhoden	45,185
April 14, 1989	Kansas City	W	3-0	Key	Leibrandt	46,028
April 10, 1990	Texas	W	2-1	Stieb	Hough	49,673
April 8, 1991	Boston	L	2-6	Clemens	Stieb	50,114
April 10, 1992	Baltimore	W	4-3	Hentgen	Olson	50,424
April 9, 1993	Cleveland	W	13-10	Eichhorn	Power	50,533
April 4, 1994	Chicago (AL)	W	7-3	Guzman	McDowell	50,484
April 26, 1995	Oakland	W	13-1	Cone	Stewart	50,426
April 9, 1996	California	W	5-0	Hentgen	Langston	36,316
April 1, 1997	Chicago (AL)	L	5-6(10)	Castillo	Plesac	40,299
April 1, 1998	Minnesota	W	3-2	Clemens	Tewksbury	41,387
April 12, 1999	Tampa Bay	W	7-1	Wells	Saunders	37,160
April 3, 2000	Kansas City	W	5-4	Koch	Spradlin	40,898
April 9, 2001	Tampa Bay	W	8-1	Hamilton	Wilson	48,115
April 4, 2002	Minnesota	W	7-2	Halladay	Mays	47,469
March 31, 2003	New York (AL)	L	4-8	Clemens	Halladay	50,119
April 5, 2004	Detroit	L	0-7	Johnson	Halladay	47,817
April 8, 2005	Boston	L	5-6	Arroyo	Bush	50,560
April 4, 2006	Minnesota	W	6-3	Halladay	Santana	50,449
April 9, 2007	Kansas City	W	9-1	Burnett	Perez	50,125
April 4, 2008	Boston	W	6-3	Marcum	Aardsma	50,171
April 6, 2009	Detroit	W	12-5	Halladay	Verlander	48,027
April 12, 2010	Chicago (AL)	L	7-8	Thornton	Accardo	46,321
April 1, 2011	Minnesota	W	13-3	Romero	Pavano	47,984
April 9, 2012	Boston	L	2-4	Atchison	Santos	48,473
April 2, 2013	Cleveland	L	1-4	Masterston	Dickey	48,857
April 4, 2014	New York (AL)	L	3-7	Tanaka	McGowan	48,197
April 13, 2015	Tampa Bay	L	1-2	Odorizzi	Dickey	48,414
April 8, 2016	Boston	L	7-8	Barnes	Storen	48,871
April 11, 2017	Milwaukee	L	3-4	Peralta	Happ	48,456
March 29, 2018	New York (AL)	L	1-6	Severino	Happ	48,115
March 28, 2019	Detroit	L	0-2 (10)	Alcantara	Hudson	45,048
August 11, 2020	Miami	W	5-4 (10)	Cole	Trayler	0
April 8, 2021	Los Angeles (AL)	L	5-7(11)	Guerra	Borucki	1,348
April 8, 2022	Texas	W	10-8	Kimber	Santana	45,002

SEASON OPENING DAY RECORDS

OVERALL RECORD:	24-22
HOME OPENERS:	28-18
EXTRA INNINGS:	3-4
MOST RUNS:	13, 2x, last: April 1, 2011 vs. Minnesota
MOST HITS:	16 vs. Chicago, April 7, 1977
FEWEST HITS:	2 vs. New York (AL), March 29, 2018 & vs. Detroit, March 28, 2019
MOST RUNS, OPPONENT:	15 vs. Milwaukee, April 9, 1982
MOST HITS, OPPONENT:	16 vs. Milwaukee, April 9, 1982
FEWEST HITS, OPPONENT:	3 at Boston, April 5, 1983 & at New York (AL), April 6, 2015
EARLIEST OPENING DAY:	vs. Detroit, March 28, 2019
LATEST OPENING DAY:	at Tampa Bay, July 24, 2020
RECORD VS. OPPONENTS:	Baltimore, 0-1; Boston, 2-1; Chicago, 2-1; Cleveland, 2-1; Detroit, 3-4; Kansas City, 3-2; Milwaukee, 0-1; Minnesota, 3-1; New York, 2-3; Oakland, 2-0; Seattle, 0-3; Tampa Bay, 3-1; Texas, 2-3
MOST STARTS:	Roy Halladay (7)
MOST WINS:	Roy Halladay (3), Jimmy Key (3)
MOST LOSSES:	Dave Stieb (3), Roy Halladay (3)
LARGEST OPENING DAY CROWD:	50,560, April 8, 2005 vs. Boston; 56,120, April 6, 1993 at Seattle
SMALLEST OPENING DAY CROWD:	12,688, April 16, 1980 vs. Milwaukee; 0, July 24, 2020 at Tampa Bay



LINEUPS

1977

vs. CHICAGO

John Scott	-LF
Hector Torres	-SS
Doug Ault	-1B
Otto Velez	-DH
Gary Woods	-CF
Steve Bowling	-RF
Pedro Garcia	-2B
Dave McKay	-3B
Rick Cerone	-C
Bill Singer	-P
Roy Hartsfield	-MGR

1981

at DETROIT

Alfredo Griffin	-SS
Lloyd Moseby	-CF
Otto Velez	-DH
John Mayberry	-1B
Willie Upshaw	-LF
Damaso Garcia	-2B
Barry Bonnell	-RF
Danny Ainge	-3B
Ernie Whitt	-C
Jim Clancy	-P
Bob Mattick	-MGR

1985

at KANSAS CITY

Damaso Garcia	-2B
Lloyd Moseby	-CF
George Bell	-LF
Jesse Barfield	-RF
Jeff Burroughs	-DH
Willie Upshaw	-1B
Buck Martinez	-C
Garth Iorg	-3B
Tony Fernandez	-SS
Dave Stieb	-P
Bobby Cox	-MGR

1989

at KANSAS CITY

Lloyd Moseby	-CF
Rance Mulliniks	-3B
Tony Fernandez	-SS
George Bell	-LF
Fred McGriff	-1B
Jesse Barfield	-RF
Ernie Whitt	-C
Nelson Liriano	-DH
Manny Lee	2B
Jimmy Key	-P
Jimmy Williams	-MGR

1978

at DETROIT

Rick Bosetti	-CF
Al Woods	-LF
Roy Howell	-3B
Rico Carty	-DH
John Mayberry	-1B
Tommy Hutton	-RF
Dave McKay	-2B
Luis Gomez	-SS
Alan Ashby	-C
Dave Lemanczyk	-P
Roy Hartsfield	-MGR

1982

vs. MILWAUKEE

Alfredo Griffin	-SS
Al Woods	-LF
Lloyd Moseby	-CF
Willie Upshaw	-1B
John Mayberry	-DH
Jesse Barfield	-RF
Ernie Whitt	-C
Damaso Garcia	-2B
Rance Mulliniks	-3B
Mark Bomback	-P
Bobby Cox	-MGR

1986

at TEXAS

Lloyd Moseby	-CF
Tony Fernandez	-SS
Rance Mulliniks	-3B
Willie Upshaw	-1B
George Bell	-LF
Jesse Barfield	-RF
Ernie Whitt	-C
Cecil Fielder	-DH
Damaso Garcia	-2B
Dave Stieb	-P
Jimmy Williams	-MGR

1990

at TEXAS

Tony Fernandez	-SS
Mookie Wilson	-CF
Kelly Gruber	-3B
George Bell	-LF
Fred McGriff	-1B
John Olerud	-DH
Greg Myers	-C
Nelson Liriano	-2B
Junior Felix	-RF
Todd Stottlemeyer	-P
Cito Gaston	-MGR

1979

at KANSAS CITY

Alfredo Griffin	-SS
Bob Bailor	-RF
Roy Howell	-3B
Rico Carty	-DH
John Mayberry	-1B
Rick Bosetti	-CF
Bobby Brown	-LF
Dave McKay	-2B
Rick Cerone	-C
Tom Underwood	-P
Roy Hartsfield	-MGR

1983

at BOSTON

Damaso Garcia	-2B
Dave Collins	-LF
Willie Upshaw	-1B
Cliff Johnson	-DH
Jesse Barfield	-RF
Ernie Whitt	-C
Lloyd Moseby	-CF
Rance Mulliniks	-3B
Alfredo Griffin	-SS
Dave Stieb	-P
Bobby Cox	-MGR

1987

vs. CLEVELAND

Tony Fernandez	-SS
Rance Mulliniks	-3B
Lloyd Moseby	-CF
George Bell	-LF
Jesse Barfield	-RF
Willie Upshaw	-1B
Ernie Whitt	-C
Fred McGriff	-DH
Mike Sharperson	-2B
Jimmy Key	-P
Jimmy Williams	-MGR

1991

vs. BOSTON

Devon White	-CF
Roberto Alomar	-2B
Kelly Gruber	-3B
Joe Carter	-RF
John Olerud	-1B
Rance Mulliniks	-DH
Greg Myers	-C
Manuel Lee	-SS
Mookie Wilson	-LF
Dave Stieb	-P
Cito Gaston	-MGR

1980

at SEATTLE

Alfredo Griffin	-SS
Bob Bailor	-RF
John Mayberry	-1B
Otto Velez	-DH
Roy Howell	-3B
Barry Bonnell	-LF
Rick Bosetti	-CF
Damaso Garcia	-2B
Ernie Whitt	-C
Dave Lemanczyk	-P
Bob Mattick	-MGR

1984

at SEATTLE

Damaso Garcia	-2B
Rance Mulliniks	-3B
Lloyd Moseby	-CF
Willie Upshaw	-1B
Cliff Johnson	-DH
George Bell	-LF
Jesse Barfield	-RF
Ernie Whitt	-C
Alfredo Griffin	-SS
Jim Clancy	-P
Bobby Cox	-MGR

1988

at KANSAS CITY

Nelson Liriano	-2B
Lloyd Moseby	-LF
Tony Fernandez	-SS
George Bell	-DH
Rance Mulliniks	-3B
Ernie Whitt	-C
Jesse Barfield	-RF
Fred McGriff	-1B
Sil Campusano	-CF
Jimmy Key	-P
Jimmy Williams	-MGR

1992

at DETROIT

Devon White	-CF
Roberto Alomar	-2B
Joe Carter	-RF
Dave Winfield	-DH
Kelly Gruber	-3B
John Olerud	-1B
Derek Bell	-LF
Pat Borders	-SS
Manuel Lee	-C
Jack Morris	-P
Cito Gaston	-MGR



1993**at SEATTLE**

Devon White -CF
 Roberto Alomar -2B
 Paul Molitor -DH
 Joe Carter -LF
 Darrin Jackson -RF
 Domingo Martinez-1B
 Ed Sprague -3B
 Pat Borders -C
 Dick Schofield -SS
 Jack Morris -P
 Cito Gaston -MGR

1997**vs. CHICAGO**

Otis Nixon -CF
 Carlos Garcia -2B
 Orlando Merced -RF
 Joe Carter -1B
 Ed Sprague -3B
 Carlos Delgado -DH
 Benito Santiago -C
 Shawn Green -LF
 Alex Gonzalez -SS
 Pat Hentgen -P
 Cito Gaston -MGR

2001**vs. TEXAS (Puerto Rico)**

Shannon Stewart -LF
 Alex Gonzalez -SS
 Raul Mondesi -RF
 Carlos Delgado -1B
 Brad Fullmer -DH
 Tony Batista -3B
 Darrin Fletcher -C
 Jose Cruz Jr. -CF
 Homer Bush -2B
 Esteban Loaiza -P
 Buck Martinez -MGR

2005**at TAMPA BAY**

Frank Catalanotto -LF
 Orlando Hudson -2B
 Vernon Wells -CF
 Corey Koskie -3B
 She Hillenbrand -DH
 Eric Hinske -1B
 Gregg Zaun -C
 Gabe Gross -RF
 Russ Adams -SS
 Roy Halladay -P
 John Gibbons -MGR

1994**vs. CHICAGO**

Devon White -CF
 Roberto Alomar -2B
 Paul Molitor -DH
 Joe Carter -RF
 John Olerud -1B
 Carlos Delgado -LF
 Ed Sprague -3B
 Pat Borders -C
 Alex Gonzalez -SS
 Juan Guzman -P
 Cito Gaston -MGR

1998**vs. MINNESOTA**

Shannon Stewart -LF
 Tony Fernandez -2B
 Shawn Green -RF
 Jose Canseco -DH
 Mike Stanley -1B
 Darrin Fletcher -C
 Ed Sprague -3B
 Jose Cruz Jr. -CF
 Alex Gonzalez -SS
 Roger Clemens -P
 Tim Johnson -MGR

2002**at BOSTON**

Shannon Stewart -DH
 Eric Hinske -3B
 Raul Mondesi -RF
 Carlos Delgado -1B
 Jose Cruz Jr. -LF
 Darrin Fletcher -C
 Vernon Wells -CF
 Homer Bush -2B
 Felipe Lopez -SS
 Chris Carpenter -P
 Buck Martinez -MGR

2006**vs. MINNESOTA**

Reed Johnson -LF
 Alex Rios -RF
 Vernon Wells -CF
 Troy Glaus -3B
 Lyle Overbay -1B
 Shea Hillenbrand -DH
 Bengie Molina -C
 Aaron Hill -2B
 Russ Adams -SS
 Roy Halladay -P
 John Gibbons -MGR

1995**vs. OAKLAND**

Devon White -CF
 Alex Gonzalez -SS
 Paul Molitor -DH
 Joe Carter -LF
 John Olerud -1B
 Roberto Alomar -2B
 Shawn Green -RF
 Ed Sprague -3B
 Lance Parrish -C
 David Cone -P
 Cito Gaston -MGR

1999**at MINNESOTA**

Shannon Stewart -LF
 Homer Bush -2B
 Shawn Green -RF
 Dave Hollins -DH
 Carlos Delgado -1B
 Tony Fernandez -3B
 Jose Cruz Jr. -CF
 Darrin Fletcher -C
 Alex Gonzalez -SS
 Pat Hentgen -P
 Jim Fregosi -MGR

2003**vs. NEW YORK**

Shannon Stewart -LF
 Frank Catalanotto -RF
 Vernon Wells -CF
 Carlos Delgado -1B
 Josh Phelps -DH
 Eric Hinske -3B
 Orlando Hudson -2B
 Chris Woodward -SS
 Ken Huckaby -C
 Roy Halladay -P
 Carlos Tosca -MGR

2007**at DETROIT**

Reed Johnson -LF
 Lyle Overbay -1B
 Vernon Wells -CF
 Frank Thomas -DH
 Troy Glaus -3B
 Alex Rios -RF
 Aaron Hill -2B
 Gregg Zaun -C
 Royce Clayton -SS
 Roy Halladay -P
 John Gibbons -MGR

1996**at OAKLAND (Las Vegas)**

Otis Nixon -CF
 Domingo Cedeño -2B
 Joe Carter -LF
 John Olerud -DH
 Ed Sprague -3B
 Carlos Delgado -1B
 Shawn Green -RF
 Sandy Martinez -C
 Alex Gonzalez -SS
 Erik Hanson -P
 Cito Gaston -MGR

2000**vs. KANSAS CITY**

Shannon Stewart -LF
 Homer Bush -2B
 Raul Mondesi -RF
 Carlos Delgado -1B
 Brad Fullmer -DH
 Tony Batista -3B
 Darrin Fletcher -C
 Jose Cruz Jr. -CF
 Alex Gonzalez -SS
 David Wells -P
 Jim Fregosi -MGR

2004**vs. DETROIT**

Reed Johnson -RF
 Frank Catalanotto -LF
 Vernon Wells -CF
 Carlos Delgado -1B
 Josh Phelps -DH
 Eric Hinske -3B
 Orlando Hudson -2B
 Chris Woodward -SS
 Kevin Cash -C
 Roy Halladay -P
 Carlos Tosca -MGR

2008**at NEW YORK**

David Eckstein -SS
 Shannon Stewart -LF
 Alex Rios -RF
 Vernon Wells -CF
 Frank Thomas -DH
 Lyle Overbay -1B
 Aaron Hill -2B
 Marco Scutaro -3B
 Gregg Zaun -C
 Roy Halladay -P
 John Gibbons -MGR



2009**vs. DETROIT**

Marco Scutaro	-SS
Aaron Hill	-2B
Alex Rios	-RF
Vernon Wells	-CF
Adam Lind	-DH
Scott Rolen	-3B
Lyle Overbay	-1B
Rod Barajas	-C
Travis Snider	-LF
Roy Halladay	-P
Cito Gaston	-MGR

2013**vs. CLEVELAND**

Jose Reyes	-SS
Melky Cabrera	-LF
Jose Bautista	-RF
Edwin Encarnacion	-1B
Adam Lind	-DH
J.P. Arencibia	-CF
Colby Rasmus	-C
Maicer Izturis	-3B
Emilio Bonifacio	-2B
R.A. Dickey	-P
John Gibbons	-MGR

2017**at BALTIMORE**

Devon Travis	-2B
Josh Donaldson	-3B
Jose Bautista	-RF
Kendrys Morales	-DH
Troy Tulowitzki	-SS
Russell Martin	-C
Steve Pearce	-1B
Kevin Pillar	-CF
Ezequiel Carrera	-LF
Marco Estrada	-P
John Gibbons	-MGR

2021**at New York (AL)**

Marcus Semien	-2B
Cavan Biggio	-3B
Bo Bichette	-SS
Teoscar Hernández	-RF
Vladimir Guerrero Jr.	-1B
Lourdes Gurriel Jr.	-LF
Rowdy Tellez	-DH
Randal Grichuk	-CF
Danny Jansen	-C
Hyun Jin Ryu	-P
Charlie Montoyo	-MGR

2010**at TEXAS**

Jose Bautista	-RF
Aaron Hill	-2B
Adam Lind	-DH
Vernon Wells	-CF
Lyle Overbay	-1B
John Buck	-C
Edwin Encarnacion	-3B
Alex Gonzalez	-SS
Travis Snider	-LF
Shaun Marcum	-P
Cito Gaston	-MGR

2014**at TAMPA BAY**

Jose Reyes	-SS
Melky Cabrera	-LF
Jose Bautista	-RF
Edwin Encarnacion	-1B
Dioner Navarro	-DH
Brett Lawrie	-3B
Colby Rasmus	-CF
Maicer Izturis	-2B
Josh Thole	-C
R.A. Dickey	-P
John Gibbons	-MGR

2018**vs. NEW YORK (AL)**

Devon Travis	-2B
Josh Donaldson	-3B
Justin Smoak	-1B
Curtis Granderson	-LF
Kendrys Morales	-DH
Randal Grichuk	-RF
Russell Martin	-C
Kevin Pillar	-CF
Aledmys Diaz	-SS
J.A. Happ	-P
John Gibbons	-MGR

2022**vs. Texas**

George Springer	-CF
Bo Bichette	-SS
Vladimir Guerrero Jr.	-1B
Teoscar Hernández	-RF
Lourdes Gurriel Jr.	-LF
Alejandro Kirk	-DH
Matt Chapman	-3B
Danny Jansen	-C
Cavan Biggio	-2B
José Berrios	-P
Charlie Montoyo	-MGR

2011**vs. MINNESOTA**

Rajai Davis	-CF
Yunel Escobar	-SS
Jose Bautista	-RF
Adam Lind	-1B
Aaron Hill	-2B
Edwin Encarnacion	-3B
Travis Snider	-LF
Juan Rivera	-DH
J.P. Arencibia	-C
Ricky Romero	-P
John Farrell	-MGR

2015**at NEW YORK**

Jose Reyes	-SS
Russell Martin	-C
Jose Bautista	-RF
Edwin Encarnacion	-1B
Josh Donaldson	-3B
Dioner Navarro	-DH
Dalton Pompey	-CF
Kevin Pillar	-LF
Devon Travis	-2B
Drew Hutchison	-P
John Gibbons	-MGR

2019**vs. DETROIT**

Brandon Drury	-3B
Randal Grichuk	-RF
Teoscar Hernandez	-LF
Justin Smoak	-1B
Lourdes Gurriel Jr.	-2B
Kevin Pillar	-CF
Rowdy Tellez	-DH
Danny Jansen	-C
Freddy Galvis	-SS
Marcus Stroman	-P
Charlie Montoyo	-MGR

2012**at CLEVELAND**

Yunel Escobar	-SS
Kelly Johnson	-2B
Jose Bautista	-RF
Adam Lind	-1B
Edwin Encarnacion	-DH
Brett Lawrie	-3B
Eric Thames	-LF
J.P. Arencibia	-C
Colby Rasmus	-CF
Ricky Romero	-P
John Farrell	-MGR

2016**at TAMPA BAY**

Kevin Pillar	-CF
Josh Donaldson	-3B
Jose Bautista	-RF
Edwin Encarnacion	-DH
Troy Tulowitzki	-SS
Chris Colabello	-1B
Michael Saunders	-LF
Russell Martin	-C
Ryan Goins	-2B
Marcus Stroman	-P
John Gibbons	-MGR

2020**at TAMPA BAY**

Bo Bichette	-SS
Cavan Biggio	-2B
Vladimir Guerrero Jr.	-1B
Travis Shaw	-3B
Randal Grichuk	-CF
Rowdy Tellez	-DH
Teoscar Hernandez	-RF
Derek Fisher	-LF
Danny Jansen	-C
Hyun Jin Ryu	-P
Charlie Montoyo	-MGR





TORONTO BLUE JAYS RECORDS

KEVIN GAUSMAN

SEASON RECORDS

CLUB STATISTICS

YEAR-BY-YEAR RECORD

YEAR	WON-LOST	PCT	HOME	PCT	ROAD	PCT	POS	GB	MANAGER
1977	54-107	.335	25-55	.313	29-52	.358	7th	45.5	Roy Hartsfield
1978	59-102	.366	37-44	.457	22-58	.275	7th	50.0	Roy Hartsfield
1979	53-109	.327	32-49	.395	21-60	.259	7th	50.5	Roy Hartsfield
1980	67-95	.414	35-46	.432	32-49	.395	7th	36.0	Bob Mattick
1981	16-42	.276	17-36	.320	20-33	.377	7th	19.0	Bob Mattick
	21-27	.438					7th	7.5	Bob Mattick
1982	78-84	.481	44-37	.543	34-47	.420	16th	17.0	Bobby Cox
1983	89-73	.549	48-33	.593	41-40	.506	4th	9.0	Bobby Cox
1984	89-73	.549	49-32	.605	40-41	.494	2nd	15.0	Bobby Cox
1985	99-62	.615	54-26	.675	45-36	.556	1st	+2.0	Bobby Cox
1986	86-76	.531	42-39	.519	44-37	.543	4th	9.5	Jimmy Williams
1987	96-66	.593	52-29	.642	44-37	.543	2nd	2.0	Jimmy Williams
1988	87-75	.537	45-36	.556	42-39	.519	T3rd	2.0	Jimmy Williams
1989	89-73	.549	46-35	.568	43-38	.531	1st	+2.0	Williams/Gaston
1990	86-76	.531	44-37	.543	42-39	.519	2nd	2.0	Cito Gaston
1991	91-71	.562	46-35	.568	45-36	.556	1st	+7.0	Gaston/Tenace
1992	96-66	.593	53-28	.654	43-38	.531	1st	+4.0	Cito Gaston
1993	95-67	.586	48-33	.593	47-34	.580	1st	+7.0	Cito Gaston
1994	55-60	.478	33-26	.559	22-34	.393	3rd	+2.0	Cito Gaston
1995	56-88	.389	29-43	.403	27-45	.375	5th	31.0	Cito Gaston
1996	74-88	.457	35-46	.432	39-42	.481	4th	18.0	Cito Gaston
1997	76-86	.469	42-39	.519	34-47	.420	5th	22.0	Gaston/Queen
1998	88-74	.543	51-30	.630	37-44	.457	3rd	26.0	Tim Johnson
1999	84-78	.519	40-41	.494	44-37	.543	3rd	14.0	Jim Fregosi
2000	83-79	.512	45-36	.556	38-43	.469	3rd	4.5	Jim Fregosi
2001	80-82	.493	40-42	.488	40-40	.500	3rd	16.0	Buck Martinez
2002	78-84	.481	42-39	.519	36-45	.444	3rd	25.5	Martinez/Tosca
2003	86-76	.530	41-40	.506	45-36	.556	3rd	15.0	Carlos Tosca
2004	67-94	.416	40-41	.494	27-53	.338	5th	33.5	Tosca/Gibbons
2005	80-82	.494	43-38	.531	37-44	.457	3rd	15.0	John Gibbons
2006	87-75	.537	50-31	.617	37-44	.457	2nd	10.0	John Gibbons
2007	83-79	.512	49-32	.605	34-47	.420	3rd	13.0	John Gibbons
2008	86-76	.531	47-34	.580	39-42	.481	4th	11.0	Gibbons/Gaston
2009	75-87	.463	44-37	.543	31-50	.383	4th	28.0	Cito Gaston
2010	85-77	.525	45-33	.577	40-44	.476	4th	11.0	Cito Gaston
2011	81-81	.500	42-39	.519	39-42	.481	4th	16.0	John Farrell
2012	73-89	.451	41-40	.506	32-49	.395	4th	22.0	John Farrell
2013	74-88	.457	40-41	.494	34-47	.420	5th	23.0	John Gibbons
2014	83-79	.512	46-35	.568	37-44	.457	3rd	13.0	John Gibbons
2015	93-69	.574	53-28	.654	40-41	.494	1st	+6.0	John Gibbons
2016	89-73	.549	46-35	.568	43-38	.531	T2nd	4.0	John Gibbons
2017	76-86	.469	42-39	.519	29-52	.420	4th	17.0	John Gibbons
2018	73-89	.451	40-41	.494	33-48	.407	4th	35.0	John Gibbons
2019	67-95	.414	35-46	.432	32-49	.395	4th	36.0	Charlie Montoyo
2020	32-28	.533	17-9	.654	15-19	.441	3rd	8.0	Charlie Montoyo
2021	91-71	.562	47-33	.588	44-38	.537	4th	9.0	Charlie Montoyo
2022	92-70	.568	47-34	.580	45-36	.556	2nd	7.0	Montoyo/Schneider
TOTAL	3598-3627	.498	1929-1678	.535	1669-1949	.461			

BIOGRAPHIES

LAST SEASON

HISTORY

RECORDS

OPPONENTS

PLAYER DEV.

MEDIA & MISC.





P.O. Box 1838
386 Church St. S.
St. Marys, ON N4X 1C2

Web site: www.baseballhalloffame.ca
E-mail: baseball@baseballhalloffame.ca
Phone: (519) 284-1838

Hours:

www.baseballhalloffame.ca

BOARD CHAIR

Jeremy Diamond

DIRECTOR OF OPERATIONS

Scott Crawford

CURATOR

Christi Hudson

**2023 INDUCTION WEEKEND
OPENING RECEPTION**

Thursday, June 15

**2023 CELEBRITY GOLF
CLASSIC AND BANQUET**

Friday, June 16

**2023 HALL OF FAME
INDUCTION CEREMONY**

Saturday, June 17

Induction ceremony:

2023 Class:

- Jesse Barfield
- Denis Boucher
- Rich Harden
- Joe Wivchar

2020 Class:

- John Olerud
- Jacques Doucet

**TORONTO BLUE JAYS
HALL-OF-FAMERS**

- 1985 - Ron Taylor
- 1986 - Bobby Prentice
- 1997 - Pat Gillick
- 1999 - Bobby Mattick
- 2000 - Jim Fanning
- 2001 - Dave McKay
- 2002 - Paul Beeston, Cito Gaston,
Don McDougall
- 2003 - Joe Carter
- 2004 - N.E. (Peter) Hardy
- 2005 - Dave Stieb
- 2008 - Tony Fernandez, Peter
Widdrington
- 2009 - Ernie Whitt
- 2010 - Roberto Alomar, Paul Quantrill
- 2011 - Tom Henke
- 2013 - George Bell, Rob Ducey,
Tom Cheek
- 2014 - Jim Ridley
- 2015 - Carlos Delgado, Corey Koskie,
Matt Stairs
- 2016 - Pat Hentgen, Howard Starkman,
Tony Kubek
- 2017 - Roy Halladay
- 2018 - Lloyd Moseby
- 2019 - Gord Ash
- 2020 - Duane Ward, John Olerud,
Jacques Doucet
- 2022 - Jeff Francis
- 2023 - Jesse Barfield, Denis Boucher

**NOTABLE BLUE JAYS
ARTIFACTS AT THE HALL**

- Photo from 1st pitch in Blue Jays history
- 1992 & 1993 - World Series Rings
- Joe Carter's helmet from '93 World Series home run...SkyDome's homeplate from World Series...World Series MVP trophy from Paul Molitor
- Roy Halladay 2003 All-Star jersey, hat and cleats
- Tony Fernandez World Series glove
- John Olerud '93 All-Star game bat
- Mike Timlin '92 World Series jersey
- Russell Martin 2015 catching gear
- Matt Stairs game used bat
- Brett Lawrie game used bat
- Mark Teahen's cleats
- Roger Clemens Jersey
- Pitching rubber and seats from Exhibition Stadium
- Tom Cheek's microphone
- Dave Stieb's Jersey and spikes
- Paul Quantrill game used glove and jersey
- Brett Lawrie game used bat
- Carlos Delgado bat
- Player's Locker from 2020 season at Sahlen Field in Buffalo
- Jordan Romano Lansing Lugnuts jersey
- Ball from July 22, 2022, Toronto's club-record 28-run game



CLINCHING/ELIMINATION DATES (DIVISION WINNER)

YEAR	DATE	GP	ELIMINATED/CLINCHED VS.	H/A	TOR-OPP	DIVISION WINNER	GBL
1977	Aug. 30	129	a Did Not Play	–	–	New York	33.0
1978	Aug. 29	133	b Texas	A	4-1	New York	30.5
1979	Aug. 19	123	California	A	2-4	Baltimore	41.0
1980	Sept. 7	137	c Chicago	H	7-6	New York	27.0
+1981	May 17	34	d Cleveland	A	0-1	New York	10.0
	Sept. 22	39	Oakland	H	2-4	Milwaukee	5.5
1982	Sept. 14	143	e Did Not Play	–	–	Milwaukee	19.0
1983	Sept. 21	153	Seattle	H	4-3	Baltimore	11.0
1984	Sept. 18	151	Boston	H	10-3	Detroit	13.0
1985	Oct. 5	160	New York	H	5-1	Toronto	+2.0
1986	Sept. 28	156	Boston	A	3-12	Boston	9.0
1987	Oct. 4	162	Detroit	A	0-1	Detroit	2.0
1988	Sept. 25	156	Cleveland	A	3-4	Boston	7.5
1989	Sept. 30	161	Baltimore	H	4-3	Toronto	+2.0
1990	Oct. 3	162	Baltimore	A	2-3	Boston	2.0
1991	Oct. 2	159	California	H	6-5	Toronto	+7.0
1992	Oct. 3	161	Detroit	H	3-1	Toronto	+3.0
1993	Sept. 27	156	Milwaukee	A	2-0	Toronto	+6.5
1994	SEASON ENDED DUE TO PLAYER STRIKE						
1995	Sept. 3	118	Chicago	A	5-6	Boston	24.5
1996	Sept. 13	147	New York	H	1-4	New York	16.5
1997	Sept. 9	144	f Anaheim	H	2-0	Baltimore	20.0
1998	Aug. 28	136	g New York	H	7-6	New York	29.0
1999	Sept. 19	150	Chicago	H	2-3	New York	13.5
2000	Sept. 28	159	Baltimore	A	1-23	New York	4.5
2001	Sept. 21	147	Tampa Bay	H	4-7	New York	16.0
2002	Sept. 3	138	Chicago	H	4-5	New York	25.5
2003	Sept. 13	148	h Baltimore	H	6-1	New York	16.0
2004	Sept. 4	136	Oakland	H	5-9	New York	27.5
2005	Sept. 20	150	i Baltimore	H	6-4	New York	15.0
2006	Sept. 19	151	New York	H	3-6	New York	13.0
2007	Sept. 14	147	j Baltimore	H	2-6	Boston	13.0
2008	Sept. 19	154	Boston	H	3-4	Tampa Bay	11.0
2009	Sept. 7	137	Minnesota	H	3-6	New York	28.0
2010	Sept. 18	148	k Baltimore	A	4-3	Tampa Bay	11.0
2011	Sept. 13	148	Boston	A	6-18	New York	16.0
2012	Sept. 19	146	New York	A	2-4 (GM 1)	New York	22.0
2013	Sept. 7	142	l Boston	A	11-2	Boston	23.0
2014	Sept. 16	150	Baltimore	A	2-8	Baltimore	13.0
2015	Sept. 30	156	Baltimore	A	15-2	Toronto	+6.0
2016	Sept. 28	158	Baltimore	H	2-3	Boston	4.0
2017	Sept. 15	148	m Boston	A	4-3	Boston	17.0
2018	Aug. 28	132	Baltimore	A	5-12	Boston	35.0
2019	Aug. 23	131	Seattle	A	4-7	New York	36.0
2020	Sept. 24	57	New York	H	4-1	Tampa Bay	8.0
2021	Oct. 3	162	n Boston	H	12-4	Tampa Bay	9.0
2022	Sept. 29	156	Did Not Play	–	–	New York	7.0

- a New York defeated Seattle, 6-5, to eliminate Blue Jays
- b Boston (leader on Aug. 29) defeated Seattle, 10-5, to eliminate Blue Jays
- c New York defeated California, 4-1, to eliminate Blue Jays, 2nd game of DH
- d 1st game of DH
- + Split-Season
- e Milwaukee defeated Detroit, 6-3, to eliminate Blue Jays
- f Baltimore defeated Detroit, 16-6, to eliminate Blue Jays
- g Baltimore defeated Cleveland, 9-3, to eliminate Blue Jays
- h New York defeated Tampa Bay in Gm #1 of double header, 6-5, to eliminate Blue Jays.
- i Yankees defeated Orioles, 12-9, to eliminate Blue Jays
- j Yankees defeated Orioles, 2-1, to eliminate Blue Jays
- k Yankees defeated Orioles, 11-3, to eliminate Blue Jays
- l Red Sox defeated Yankees, 13-9, to eliminate Blue Jays
- m Red Sox defeated Rays, 13-6, to eliminate Blue Jays
- n Red Sox defeated Nationals, 7-5, to eliminate Blue Jays



ALL-TIME WON-LOST BREAKDOWN

Year	Home	Road	vs East	vs Cent	vs West	vs NL	One-Run	Extra Inning	DH's W-L-S
1977	25-55	29-52	31-58	-	23-49	-	17-27	4-11	1-7-8
1978	37-44	22-58	28-61	-	31-41	-	23-30	7-8	3-8-6
1979	32-49	21-60	22-56	-	31-53	-	19-28	2-10	0-3-7
1980	35-46	32-49	28-50	-	39-45	-	23-21	10-8	5-1-4
1981	17-36	20-33	15-27	-	22-42	-	10-17	1-8	0-5-0
1982	44-37	34-47	33-45	-	45-39	-	28-30	10-5	3-3-2
1983	48-33	41-40	39-39	-	50-34	-	25-20	11-6	1-1-4
1984	49-32	40-41	37-41	-	52-32	-	34-25	6-12	2-4-1
1985	54-26	45-36	44-33	-	55-29	-	26-21	12-5	2-0-1
1986	42-39	44-37	42-36	-	44-40	-	22-25	10-13	1-2-1
1987	52-29	44-37	44-34	-	52-32	-	27-24	10-7	0-1-0
1988	45-36	42-39	47-31	-	40-44	-	21-17	6-6	0-0-0
1989	46-35	43-38	46-32	-	43-41	-	25-22	13-4	1-0-0
1990	44-37	42-39	42-36	-	44-40	-	24-27	4-8	0-0-0
1991	46-35	45-36	46-32	-	45-39	-	28-20	8-10	0-0-0
1992	53-28	43-38	45-33	-	51-33	-	28-20	7-2	0-0-2
1993	48-33	47-34	50-28	-	45-39	-	23-22	6-3	0-0-0
1994	33-26	22-34	13-22	24-25	18-13	-	13-15	3-6	0-0-1
1995	29-43	27-45	18-34	22-31	16-23	-	16-23	5-13	0-0-2
1996	35-46	39-42	22-30	30-32	22-26	-	19-22	7-10	0-0-0
1997	42-39	34-47	23-25	29-26	20-24	4-11	29-30	5-9	0-1-1
1998	51-30	37-44	27-21	28-26	24-20	9-7	28-17	8-8	0-1-0
1999	40-41	44-37	24-25	34-20	17-24	9-9	26-18	6-3	0-0-0
2000	45-36	38-43	28-21	28-25	18-24	9-9	21-19	2-6	0-0-0
2001	40-42	40-40	37-39	19-13	16-20	8-10	28-21	10-6	1-0-0
2002	42-39	36-45	41-35	16-16	12-24	9-9	23-21	4-8	0-0-0
2003	41-40	45-36	37-39	22-14	17-15	10-8	14-23	4-4	0-0-0
2004	40-41	27-53	29-46	13-19	17-19	8-10	17-22	4-7	0-1-1
2005	43-38	37-44	38-36	15-19	19-17	8-10	16-31	4-6	0-0-0
2006	50-31	37-44	43-31	18-17	17-18	9-9	20-10	7-1	0-0-0
2007	49-32	34-47	36-36	19-18	18-17	10-8	29-25	8-9	0-0-0
2008	47-34	39-42	37-35	24-12	17-19	8-10	24-32	6-9	0-0-0
2009	44-37	31-50	22-46	23-15	19-15	7-11	21-28	7-13	0-1-0
2010	45-33	40-44	39-33	22-19	17-14	7-11	24-28	4-6	0-0-1
2011	42-39	39-42	33-39	18-15	22-17	8-10	29-28	13-4	0-0-0
2012	41-40	32-49	29-43	21-16	14-21	9-9	15-25	7-6	0-0-1
2013	40-41	34-47	30-46	16-16	17-17	11-9	20-29	8-9	0-0-0
2014	46-35	37-44	39-37	16-16	15-19	13-7	15-20	5-8	0-0-0
2015	53-28	40-41	42-34	20-14	19-13	12-8	15-28	8-6	1-0-1
2016	46-35	43-38	40-36	18-15	18-15	13-7	21-25	4-9	0-0-0
2017	42-39	34-47	33-43	13-18	21-14	9-11	26-27	5-14	0-1-0
2018	40-41	33-48	30-46	18-15	12-21	13-7	23-17	10-6	1-0-1
2019	35-46	32-49	33-43	17-18	14-17	3-17	18-32	7-8	0-0-0
2020	17-9	15-19	22-18	-	-	10-10	13-10	5-6	1-1-1
2021	47-33	44-38	42-34	19-15	16-16	14-6	15-15	3-9	2-0-6
2022	47-34	45-36	43-33	19-15	17-15	13-7	30-20	8-7	1-2-2

DOUBLEHEADER

The Blue Jays have played 123 doubleheaders in franchise history and have a 26-43-54 record...The Blue Jays last played back-to-back doubleheaders on July 28-29, 1997 in Milwaukee and lost all four games...Toronto has played 10 back-to-back twin bills and are 2-6-2, including four straight doubleheaders over six days in 1978 from June 11-16...Have played 11 split gate doubleheaders (split DH do not count as doubleheaders)...In 1980, the Blue Jays posted their best doubleheader record at 5-1-4, while in 1978 they lost a franchise-high eight, winning three and splitting six.

DOUBLEHEADER VS. EACH CLUB

TORONTO vs.	DH		
	W	L	S
Baltimore	4	8	5
Boston	1	2	9
Chicago (AL)	3	1	6
Cleveland	5	4	12
Detroit	2	1	2
Kansas City	1	3	1
Los Angeles (AL)	1	0	2
Milwaukee	1	9	2
Minnesota	1	3	1
New York (AL)	2	5	5
Oakland	1	2	3
Philadelphia	1	1	0
Seattle	1	1	1
St. Louis	0	1	0
Tampa Bay	0	1	1
Texas	2	1	4
TOTALS	26	43	54

DOUBLEHEADER SHUTOUTS

Did you know that the Blue Jays shut out opponents in both ends of a doubleheader only one time in franchise history? They beat Texas twice on July 18, 2021, winning 5-0 and 10-0 at Sahlen Field in Buffalo. Conversely, the Blue Jays have been shut out in both ends of a doubleheader twice, losing 8-0 and 6-0 to Boston in Toronto on September 5, 1977, and 15-0 and 2-0 to New York in Toronto on September 25, 1977.



STANDING BY MONTH

Year	May 1st (GB)	June 1st (GB)	July 1st (GB)	Aug. 1st (GB)	Sept. 1st (GB)
1977	5 (-3.0)	7 (-9.0)	7 (-13.5)	7 (-23.0)	7 (-32.5)
1978	7 (-6.5)	7 (-16.0)	7 (-25.5)	7 (-27.0)	7 (-30.5)
1979	6 (-7.0)	7 (-19.0)	7 (-30.5)	7 (-39.5)	7 (-45.0)
1980	1 (+1.0)	3 (-5.5)	7 (-14.0)	7 (-18.5)	7 (-24.0)
*1981	7 (-5.0)	7 (-14.0)	—	—	6 (-3.0)
1982	5 (-5.0)	7 (-9.0)	7 (-11.0)	7 (-10.0)	7 (-17.5)
1983	6 (-2.0)	1 (+0.5)	1 (+2.0)	4 (-2.5)	5 (-7.5)
1984	2 (-6.0)	2 (-5.5)	2 (-10.0)	2 (-12.0)	2 (-9.5)
1985	1 (+0.5)	1 (+4.0)	1 (+3.5)	1 (+7.5)	1 (+5.0)
1986	7 (-5.0)	7 (-10.0)	5 (-10.5)	4 (-5.5)	2 (-3.5)
1987	3 (-5.5)	2 (-2.0)	2 (-2.0)	2 (-2.5)	2 (-1.0)
1988	6 (-7.0)	6 (-12.0)	T5 (-9.0)	6 (-11.5)	5 (-10.5)
1989	7 (-3.5)	7 (-7.5)	4 (-7.0)	2 (-3.0)	T1
1990	3 (-1.5)	1 (+0.5)	2 (-3.5)	T1	2 (-6.5)
1991	2 (-0.5)	T1	1 (+4.5)	1 (+6.0)	1 (+3.5)
1992	1 (+2.0)	1 (+1.0)	1 (+1.0)	1 (+4.5)	1 (+1.5)
1993	4 (-2.5)	T2 (-2.5)	1 (+2.0)	T1	1 (+1.5)
1994	4 (-3.0)	4 (-10.0)	5 (-15.5)	4 (-15.5)	—
1995	3 (-0.5)	3 (-6.5)	5 (-10.0)	5 (-10.0)	4 (-21.5)
1996	3 (-3.0)	3 (-6.5)	3 (-11.5)	3 (-15.0)	4 (-13.5)
1997	4 (-5.0)	3 (-10.0)	3 (-13.5)	3 (-17.0)	4 (-21.0)
1998	5 (-8.5)	3 (-11.5)	3 (-17.5)	4 (-25.5)	3 (-28.0)
1999	2 (-2.5)	3 (-8.0)	3 (-9.5)	2 (-6.0)	3 (-12.5)
2000	4 (-4.5)	3 (-4.0)	1 (+3.0)	3 (-4.5)	3 (-5.5)
2001	T1	3 (-4.0)	T4 (-8.5)	3 (-15.5)	3 (-14.0)
2002	5 (-8.5)	4 (-18.0)	4 (-15.5)	4 (-20.5)	4 (-25.5)
2003	4 (-11.5)	3 (-2.0)	3 (-6.5)	3 (-13.0)	3 (-16.5)
2004	4 (-8.5)	4 (-9.0)	4 (-16.5)	5 (-21.0)	5 (-27.5)
2005	3 (-4.0)	3 (-3.5)	3 (-6.0)	3 (-6.0)	3 (-11.5)
2006	T2 (-1.0)	3 (-2.5)	3 (-4.0)	3 (-6.5)	3 (-11.5)
2007	2 (-3.5)	3 (-11.5)	2 (-10.5)	3 (-11.0)	3 (-11.5)
2008	5 (-5.5)	3 (-4.0)	5 (-10.0)	4 (-9.5)	4 (-14.5)
2009	1 (+1.0)	3 (-2.0)	4 (-7.0)	4 (-12.0)	4 (-24.5)
2010	3 (-5.5)	3 (-3.5)	4 (-8.0)	4 (-12.5)	4 (-13.0)
2011	3 (-3.5)	4 (-3.0)	4 (-9.5)	4 (-12.0)	4 (-15.5)
2012	4 (-3.0)	T4 (-3.0)	5 (-8.5)	5 (-10.0)	5 (-16.0)
2013	5 (-8.5)	5 (-9.5)	5 (-8.5)	5 (-14.0)	5 (-18.5)
2014	3 (-2.5)	1 (+3.5)	1 (+1.0)	2 (-2.5)	3 (-10.0)
2015	5 (-2.5)	4 (-3.5)	4 (-1.0)	T2 (-6.0)	1 (+1.5)
2016	3 (-3.5)	3 (-4.0)	3 (-5.5)	T2 (-1.0)	1 (+1.0)
2017	5 (-8.0)	5 (-6.5)	5 (-8.5)	5 (-8.5)	5 (-15.0)
2018	3 (-5.0)	4 (-14.0)	4 (-16.0)	4 (-25.5)	4 (-31.0)
2019	3 (-5.5)	4 (-16.5)	4 (-24.0)	4 (-26.5)	4 (-34.0)
2020	—	—	—	4 (-2.5)	3 (-5.5)
2021	2 (3.5)	4 (6.0)	3 (7.5)	4 (8.0)	4 (14.5)
2022	2 (1.5)	2 (5.5)	2 (12.5)	2 (11.5)	3 (8.0)

* Split-Season

IN FIRST PLACE (BEFORE GAMES ON THE 1ST)

MAY 1st	JUNE 1st	JULY 1st	AUG. 1st	SEPT. 1st	OCT. 1st
1981	1983	1983	1985	1985	1987
1985	1985	1985	1991	1989	1989
1992	1991 (T)	1991	1992	1991	1991
2001 (T)	1992	1992	1993	1992	1992
	2014	1993		1993	1993
		2000		2015	2015
		2014		2016	



MEDIA & MISC. | PLAYER DEV. | OPPONENTS | RECORDS | HISTORY | LAST SEASON | BIOGRAPHIES

PLAYING STATISTICS

BATTING

YEAR	AVG	G	AB	R	H	TB	2B	3B	HR		BB	SO	SH-SF	HBP	SB-CS	SLG	OBP
									T-	H - A							
1977	.252	161	5418	605	1367	2099	230	41	100-	45 -55	499	819	81-34	23	65-55	.365	.316
1978	.250	161	5430	590	1358	1947	217	39	98-	50 -48	448	645	77-37	23	28-52	.359	.308
1979	.251	162	5423	613	1362	1968	253	34	95-	50 -45	448	663	65-38	36	75-56	.363	.311
1980	.251	162	5571	624	1398	2131	249	53	126-	56 -70	448	813	63-34	33	67-72	.383	.309
1981	.226	106	3521	329	797	1163	137	23	61-	34 -27	284	556	44-18	20	66-57	.330	.286
1982	.262	162	5526	651	1447	2117	262	45	106-	62 -44	415	749	48-50	28	118-81	.383	.314
1983	.277	162	5581	795	1546	2431	268	58	167-	101 -66	510	810	36-54	32	131-72	.436	.338
1984	.273	163	5687	750	1555	2395	275	68	143-	59 -84	460	816	35-49	52	193-67	.421	.331
1985	.269	161	5508	759	1482	2343	281	53	158-	75 -83	503	807	21-44	30	143-77	.425	.331
1986	.269	163	5716	809	1540	2438	285	35	181-	87 -94	496	848	24-49	33	110-59	.427	.329
1987	.269	162	5635	845	1514	2512	277	38	215-	101 -114	555	970	30-35	38	126-50	.446	.336
1988	.268	162	5557	763	1491	2330	271	47	158-	78 -80	521	935	34-50	31	107-36	.419	.332
1989	.260	162	5581	731	1449	2220	265	40	142-	64 -78	521	923	30-53	31	144-58	.398	.323
1990	.265	162	5589	767	1479	2343	263	50	167-	93 -74	526	970	18-62	28	111-52	.419	.328
1991	.257	162	5489	684	1412	2196	295	45	133-	75 -58	499	1043	56-65	58	148-53	.400	.322
1992	.263	162	5536	780	1458	2292	265	40	163-	79 -84	561	933	26-54	47	129-39	.414	.333
1993	.279	162	5579	847	1556	2434	317	42	159-	90 -69	588	861	46-54	52	170-49	.436	.350
1994	.269	115	3962	566	1064	1679	210	30	115-	63 -52	387	691	30-44	38	79-26	.424	.336
1995	.260	144	5036	642	1309	2058	275	27	140-	67 -73	492	906	33-45	44	75-16	.409	.328
1996	.259	162	5599	766	1451	2354	302	35	177-	87 -90	529	1105	38-37	92	116-38	.420	.331
1997	.244	162	5473	654	1333	2131	275	41	147-	68 -79	487	1138	38-52	59	134-50	.389	.310
1998	.266	163	5580	816	1482	2499	316	19	221-	112 -109	564	1132	43-49	67	184-81	.448	.340
1999	.280	162	5642	883	1580	2581	337	14	212-	96 -116	578	1077	28-45	76	119-48	.457	.352
2000	.275	162	5677	861	1562	2664	328	21	244-	134 -110	526	1026	29-34	60	89-34	.469	.341
2001	.263	162	5663	767	1489	2433	287	36	195-	94 -101	470	1094	34-43	74	156-55	.430	.325
2002	.261	162	5581	813	1457	2399	305	38	187-	102 -85	522	1142	17-57	53	71-18	.430	.327
2003	.279	162	5661	894	1580	2573	357	33	190-	94 -96	546	1081	11-56	90	37-25	.455	.349
2004	.260	161	5531	719	1438	2231	290	34	145-	80 -65	513	1083	20-42	71	58-31	.403	.328
2005	.265	162	5581	775	1480	2273	307	39	136-	76 -60	486	955	21-56	89	72-35	.407	.331
2006	.284	162	5596	809	1591	2590	348	27	199-	121 -78	514	906	16-52	63	65-33	.463	.348
2007	.259	162	5536	753	1434	2321	344	24	165-	90 -75	533	1044	33-48	47	57-22	.419	.327
2008	.264	162	5503	714	1453	2198	303	32	126-	69 -57	521	938	48-56	59	80-27	.399	.331
2009	.266	162	5696	798	1516	2508	339	13	209-	104 -105	548	1028	24-49	45	73-23	.440	.333
2010	.248	162	5495	755	1364	2496	319	21	257-	146 -111	471	1164	16-34	55	58-20	.454	.312
2011	.249	162	5559	743	1384	2295	285	34	186-	103 -83	525	1184	31-47	48	131-52	.413	.317
2012	.245	162	5487	716	1346	2231	247	22	198-	102 -96	473	1251	33-45	55	123-41	.407	.309
2013	.252	162	5537	712	1398	2274	273	24	185-	95 -90	510	1123	29-38	38	112-41	.411	.318
2014	.259	162	5549	723	1435	2296	282	24	177-	98 -79	502	1151	35-40	41	78-21	.414	.323
2015	.269	162	5509	891	1480	2518	308	17	232-	123 -109	570	1151	36-62	54	88-23	.457	.340
2016	.248	162	5479	759	1358	2333	276	18	221-	107 -114	632	1362	26-40	55	54-24	.426	.330
2017	.240	162	5499	693	1320	2265	269	5	222-	105 -117	542	1327	25-35	51	53-24	.412	.312
2018	.244	162	5477	709	1336	2339	320	16	217-	115 -102	499	1387	5-37	58	47-30	.427	.312
2019	.236	162	5493	726	1299	2352	270	21	247-	136 -111	509	1514	14-28	45	51-20	.428	.305
2020	.255	60	2023	302	516	892	104	4	88-	43 -45	203	508	8-12	12	33-6	.441	.325
2021	.266	162	5476	846	1455	2552	285	13	262-	135 -127	496	1218	10-15	51	81-20	.466	.330
2022	.264	162	5555	775	1464	2395	307	12	200-	102 -98	500	1242	8-33	55	67-35	.431	.329

SWITCH-HITTERS (57)

Roberto Alomar	IF	Cesar Izturis	IF	Jose Reyes	SS
Alan Ashby	C	Maicer Izturis	IF	Jarrrod Saltalamacchia	C
Emilio Bonifacio	IF	Bobby Kielty	OF	David Segui	IF/DH
Bobby Brown	OF	Chris Latham	OF	Ruben Sierra	OF
Melky Cabrera	OF	Manny Lee	IF	Brian Simmons	OF
Domingo Ceden0	IF	Nelson Liriano	IF	Justin Smoak	IF
Dave Collins	OF	Felipe Lopez	IF	Yangervis Solarte	IF
Felipe Cresp0	IF	Lee Mazzilli	OF/DH	Darnell Sweeney	IF
Jose Cruz Jr.	OF	Dave McKay	IF	Richard Urena	IF
Junior Felix	OF	Brian McRae	OF	Breyvic Valera	IF
Tony Fernandez	IF	Kendrys Morales	DH	Jonathan Villar	IF
Luis Figueroa	IF	Dioner Navarro	C	Omar Vizquel	IF
Freddy Galvis	IF	Otis Nixon	OF	Turner Ward	OF
Alfredo Griffin	IF	Roy Olmedo	OF	Mitch Webster	OF
Alen Hanson	IF	Jimmy Paredes	IF/OF	Devon White	OF
John Hattig	IF	Cliff Pennington	IF	Mark Whiten	OF
Tyler Heineman	C	Tomas Perez	IF	Ted Wilborn	OF
Dave Hollins	DH	Tony Phillips	OF	Mookie Wilson	OF
Orlando Hudson	IF	Dalton Pompey	OF	Gregg Zaun	C



PITCHING

YEAR	W-L	ERA	G	CG	SHO	SV	IP	H	R	ER	HR	HB	BB	SO	WP
1977	54-107	4.57	161	40	3	20	1428.1	1538	822	726	152	20	623	771	62
1978	59-102	4.54	161	35	5	23	1429.1	1529	775	721	149	22	614	758	47
1979	53-109	4.82	162	44	7	11	1417.0	1537	862	759	165	40	594	613	64
1980	67-95	4.19	162	39	9	23	1466.0	1523	762	683	135	28	635	705	41
1981	37-69	3.81	106	20	4	18	953.1	908	466	404	72	36	377	451	41
1982	78-84	3.95	162	41	13	25	1443.2	1428	701	633	147	25	493	776	38
1983	89-73	4.12	162	43	8	32	1445.1	1434	726	662	145	42	517	835	25
1984	89-73	3.86	163	34	10	33	1464.0	1433	696	628	140	34	528	875	42
1985	99-62	3.31	161	18	9	47	1448.0	1312	588	529	147	26	484	823	36
1986	86-76	4.08	163	16	12	44	1476.0	1467	733	669	164	45	487	1002	38
1987	96-66	3.74	162	18	8	43	1454.0	1323	655	605	158	22	567	1064	56
1988	87-75	3.80	162	16	17	47	1449.0	1404	680	611	143	59	528	904	48
1989	89-73	3.58	162	12	12	38	1467.0	1408	651	584	99	45	478	849	58
1990	86-76	3.84	162	6	9	48	1454.0	1434	661	620	143	37	445	892	43
1991	91-71	3.50	162	10	16	60	1462.2	1301	622	569	121	43	523	971	55
1992	96-66	3.91	162	18	14	49	1440.2	1346	682	626	124	45	541	954	66
1993	95-67	4.21	162	11	11	50	1441.1	1441	742	674	134	32	620	1023	83
1994	55-60	4.70	115	13	4	26	1025.0	1053	579	535	127	32	482	832	54
1995	56-88	4.88	144	16	8	22	1292.2	1336	777	701	145	51	654	894	73
1996	74-88	4.57	162	19	7	35	1445.2	1476	809	734	187	36	610	1033	61
1997	76-86	3.92	162	19	16	34	1442.2	1453	694	628	167	39	497	1150	54
1998	88-74	4.28	163	10	11	47	1465.0	1443	768	697	169	45	587	1154	34
1999	84-78	4.92	162	14	9	39	1439.0	1582	862	787	191	53	575	1009	55
2000	83-79	5.14	162	15	4	37	1437.1	1615	908	821	195	64	560	978	37
2001	80-82	4.28	162	7	10	41	1462.2	1553	753	696	165	76	490	1041	33
2002	78-84	4.80	162	6	6	41	1438.1	1504	828	767	177	71	590	991	57
2003	86-76	4.69	162	14	6	36	1435.0	1560	826	748	184	57	485	984	56
2004	67-94	4.91	161	6	11	37	1421.0	1505	823	775	181	58	608	956	60
2005	80-82	4.06	162	9	8	35	1447.0	1475	705	653	185	68	444	958	39
2006	87-75	4.37	162	6	6	42	1428.1	1447	754	694	185	59	504	1076	53
2007	83-79	4.00	162	11	9	44	1448.2	1383	699	644	157	55	479	1067	42
2008	86-76	3.49	162	15	13	44	1446.2	1330	610	561	134	67	467	1184	51
2009	75-87	4.47	162	10	10	25	1451.0	1509	771	720	181	58	551	1181	43
2010	85-77	4.22	162	5	11	45	1440.2	1407	728	676	150	60	539	1184	69
2011	81-81	4.32	162	7	10	33	1458.2	1433	761	700	179	77	540	1169	73
2012	73-89	4.64	162	5	11	29	1443.2	1439	784	745	204	55	574	1142	56
2013	74-88	4.25	162	4	11	39	1452.0	1451	756	685	195	65	500	1208	54
2014	83-79	4.00	162	3	16	45	1443.0	1400	686	642	151	57	490	1199	43
2015	93-69	3.80	162	7	10	34	1441.0	1353	670	609	173	59	397	1117	62
2016	89-73	3.78	162	0	10	43	1459.1	1340	666	613	183	59	461	1314	50
2017	76-86	4.42	162	2	6	45	1465.0	1460	784	720	203	48	549	1372	53
2018	73-89	4.85	162	0	3	39	1433.2	1476	832	772	208	67	551	1298	71
2019	67-95	4.79	162	1	7	33	1440.1	1450	828	767	228	69	604	1332	70
2020	32-28	4.60	60	0	1	17	524.2	517	312	268	81	14	250	519	14
2021	91-71	3.91	162	1	14	34	1405.1	1257	663	610	209	75	473	1468	54
2022	92-70	3.87	162	0	10	46	1441.1	1356	679	620	180	76	424	1390	29

BIographies

LAST SEASON

HISTORY

RECORDS

OPPONENTS

PLAYER DEV.

MEDIA & MISC.



BLUE JAYS PITCHERS WHOSE MLB DEBUT CAME AS A STARTER

*TEAM RECORD IS 21-29 IN THESE CONTESTS

Pitcher	Date	Opp.	Dec./Line	Final Score
Jerry Garvin	April 10, 1977	CWS	W, 8.0, 6H, ER, 4BB, 2K	W, 3-1
Jeff Byrd	June 20, 1977	CLE	ND, 5.0, 5H, 3ER, 5BB, 4K	L, 8-5
Jim Clancy	July 26, 1977	TEX	L, 2.0, 5H, 5ER, 3BB, K	L, 14-0
Mike Darr	Sept. 6, 1977	BOS	L, 1.1, 3H, 5ER, 4BB, K, HR	L, 11-2
Phil Huffman	April 10, 1979	at CWS	W, 6.0, 7H, ER, 3K	W, 10-2
Dave Stieb	June 29, 1979	at BAL	L, 6.0, 6H, 5ER, 2BB, 5K, 2HR	L, 6-1
Butch Edge	Aug. 13, 1979	at OAK	W, 6.2, 6H, ER, 2BB, 5K	W, 4-2
Luis Leal	May 25, 1980	NYY	W, 7.2, 12H, 3ER, 4BB, HR	W, 9-6
Mark Eichorn	Aug. 30, 1982	BAL	L, 4.2, 6H, 5ER, 3BB, 5K, HR	L, 6-3
Matt Williams	Aug. 2, 1983	NYY	W, 5.0, 5H, 5ER, 4BB, 3K, 3HR	W, 13-6
David Wells	June 30, 1987	NYY	L, 4.0, 9H, 4ER, 2BB, 4K	L, 4-0
Alex Sanchez	May 23, 1989	MIN	ND, 6.0, 5H, ER, 5BB, K	W, 2-1
Mauro Gozzo	Aug. 8, 1989	TEX	W, 8.0, 3H, 3BB, 4K	W, 7-0
Denis Boucher	April 12, 1991	MIL	ND, 5.1, 5H, 3ER, BB, K, 2HR	W, 5-4
Juan Guzman	June 7, 1991	at BAL	L, 4.2, 6H, 4ER, 3BB, 4K	L, 5-3
Scott Brow	April 28, 1993	KC	L, 6.0, 5H, 4ER, 2BB, 2K	L, 5-3
Giovanni Carrara	July 29, 1995	OAK	W, 5.0, 7H, 5ER, 5BB, 2K, HR	W, 18-11
Jeff Ware	Sept. 2, 1995	at CWS	L, 1.1, 7H, 6ER, 3BB, K	L, 10-4
Chris Carpenter	May 12, 1997	at MIN	L, 3.0, 8H, 5ER, 3BB, 5K	L, 12-2
Roy Halladay	Sept. 20, 1998	at TB	ND, 5.0, 8H, 2ER, 2BB, 5K, HR	W, 7-5
Pasqual Coco	July 17, 2000	NYM	ND, 4.0, 5H, 4ER, 5BB, 2K, HR	L, 7-5
Brandon Lyon	Aug. 4, 2001	BAL	W, 7.1, 4H, ER, BB, 5K	W, 2-1
Mike Smith	April 26, 2002	at ANA	L, 4.0, 7H, 4ER, 2BB, K	L, 4-0
David Bush	July 2, 2004	at MON	L, 5.2, 4H, ER, BB, 4K	L, 2-0
Gustavo Chacin	Sept. 20, 2004	at NYY	W, 7.0, 4H, 3ER, 3BB, 2K	W, 6-3
Dustin McGowan	July 30, 2005	TEX	ND, 5.0, 2H, ER, 3BB, 6K	L, 3-2
Casey Janssen	April 27, 2006	BAL	ND, 4.0, 3H, 2ER, 3BB	L, 7-5
Ty Taubenheim	May 20, 2006	at COL	L, 5.0, 5H, 3ER, 3BB, 3K, HR	L, 5-1
Jesse Litch	May 15, 2007	BAL	W, 8.2, 4H, ER, 3BB, K	W, 2-1
David Purcey	April 18, 2008	DET	ND, 4.1, 2H, ER, 7BB, 3K	L, 8-4
Scott Richmond	July 30, 2008	TB	L, 5.1, 7H, 3ER, 4K, HR	L, 3-2
Ricky Romero	April 9, 2009	DET	W, 6.0, 7H, 2ER, 2BB, 5K, HR	W, 6-2
Robert Ray	May 2, 2009	BAL	ND, 5.2, 4H, 3ER, 4BB, 2K, HR	W, 5-4
Brett Cecil	May 5, 2009	CLE	ND, 6.0, 6H, ER, 6K	W, 10-6
Brad Mills	June 18, 2009	at PHI	ND, 3.2, 6H, 4ER, 4BB, 2K, 2HR	W, 8-7
Marc Rzepczynski	July 7, 2009	at TB	ND, 6.0, 2H, ER, 4BB, 7K	L, 3-1
Kyle Drabek	Sept. 15, 2010	at BAL	L, 6.0, 9H, 3ER, 3BB, 5K	L, 3-1
Zach Stewart	June 16, 2011	at BAL	ND, 7.0, 7H, 2ER, BB, 4K, HR	L, 4-3
Henderson Alvarez	Aug. 10, 2011	OAK	ND, 5.2, 8H, 3ER, BB, 4K, HR	W, 8-4
Drew Hutchison	April 21, 2012	at KC	W, 5.1, 8H, 5ER, 3BB, 4K, 2HR	W, 9-5
Sean Nolin	May 24, 2013	BAL	L, 1.1, 7H, 6ER, BB, HR	L, 10-6
Matt Boyd	June 27, 2015	TEX	L, 6.2, 9H, 4ER, 7K, 3HR	L, 4-0
Chris Rowley	Aug. 12, 2017	PIT	W, 5.1, 5H, 1ER, BB, 3K	W, 7-2
Ryan Borucki	June 26, 2018	at HOU	L, 6.0, 6H, 2ER, 4BB, 3K	L, 0-7
Sean Reid-Foley	Aug. 13, 2018	at KC	L, 5.0, 6H, 3ER, 3BB, 3K	L, 1-3
Trent Thornton	March 31, 2019	DET	ND, 5.0, 2H, OR, 0BB, 8K	L, 3-4
Anthony Kay	Sept. 7, 2019	at TB	ND, 5.2, 4H, 2ER, 3BB, 8K	L, 3-5
Thomas Hatch	July 26, 2020	at TB	ND, 2.1, 0H, OR, 2BB, 3K	L, 5-6
Nate Pearson	July 29, 2020	at WAS	ND, 5.0, 2H, OR, 2BB, 5K	L, 0-4
Alek Manoah	May 27, 2021	at NYY	W, 6.0, 2H, OR, 2BB, 7K	W, 2-0



BLUE JAYS HITTING – TEAM

BACK-TO-BACK HOME RUNS: George Springer/Bo Bichette, June 10, 2022 at DET (2nd inn.)

BACK-TO-BACK-TO-BACK HOME RUNS: Colby Rasmus/Jose Bautista/Edwin Encarnacion, June 19, 2012 at MIL (6th inn.)

THREE HOME RUNS, ONE INNING: Lourdes Gurriel Jr. (1R), George Springer (2R), Bo Bichette (1R), June 10, 2022 at DET (2nd inn.)

FOUR HOME RUNS, ONE INNING: Bo Bichette (2R), Alejandro Kirk (2R), Marcus Semien (3R), Teoscar Hernández (3R), Sept. 11, 2021 (2) (7th inn.)

HOME RUNS BY FIRST TWO BATTERS OF A GAME: Marcus Semien and Bo Bichette, May 16, 2021 vs. PHI

20 or MORE HITS, ONE GAME: October 1, 2022 vs. BOS (21)

THREE CONSECUTIVE 10-RUN GAMES: Sept. 11-12, 2021

FIVE or MORE STOLEN BASES: June 6, 2015 vs. HOU

NO STRIKEOUTS, BATTING: May 5, 2016 vs. TEX

10 OR MORE RUNS, ONE INNING: 11 runs, 5th inning, July 22, 2022 at BOS

HOME RUN BY PITCHER: Marcus Stroman, May 18, 2017 at ATL

BLUE JAYS HITTING – INDIVIDUAL

LEADOFF HOME RUN: George Springer, Sept. 27, 2022 vs. NYY

INSIDE-THE-PARK HOME RUN: Raimel Tapia, July 22, 2022 at BOS

GRAND SLAM HOME RUN: George Springer, July 26, 2022 vs STL

PINCH-HIT HOME RUN: Rowdy Tellez, Sept. 2, 2019 at ATL

PINCH-HIT GRAND SLAM: Justin Smoak, Aug. 31, 2018 at MIA

WALK-OFF HOME RUN: Marcus Semien, Sept. 3, 2021 vs. OAK (9th inn.)

TWO HOME RUNS, ONE GAME: Teoscar Hernández, Oct. 2, 2022 vs. BOS

THREE HOME RUNS, ONE GAME: Bo Bichette, Sept. 5, 2022 at BAL (GM 2)

FOUR HOME RUNS, ONE GAME: Carlos Delgado, Sept. 25, 2003 vs. TB

TWO PLAYERS, MULTI-HR GAME, SAME GAME: Brandon Drury and Teoscar Hernández, July 27, 2019 vs. TB

TWO HOME RUNS, SAME INNING: Edwin Encarnacion, July 26, 2013 vs. HOU (7th inn.)

HOME RUNS FROM BOTH SIDES OF THE PLATE, ONE GAME: Justin Smoak, July 13, 2018 at BOS

HOME RUN, FIRST MAJOR LEAGUE AT-BAT: J.P. Arencibia, Aug. 7, 2010 vs. TB

HOME RUN, FIRST MAJOR LEAGUE HIT: Devon Travis, April 6, 2015 at NYY

MULTI-HR GAME, MLB DEBUT: J.P. Arencibia, Aug. 7, 2010 vs. TB (2-HR)

HIT, FIRST MAJOR LEAGUE PLATE APPEARANCE: Bo Bichette, July 29, 2019 at KC (1B)

HOME RUN INTO ROGERS CENTRE FIFTH DECK: Josh Donaldson, May 30, 2017 vs. CIN

SIX HITS, ONE GAME: Lourdes Gurriel Jr., July 22, 2022 at BOS

TWO HITS, SAME INNING (two or more players): Bo Bichette, Teoscar Hernández, and Lourdes Gurriel Jr., July 22, 2022 at BOS (5th inning)

HOME RUNS IN FIRST TWO INNINGS: Lyle Overbay, June 30, 2006 vs. PHI

THREE TRIPLES (ONE INNING, TEAM): Eric Thames, Rajai Davis and Jayson Nix, June 1, 2011 vs. CLE

FOUR OR MORE STEALS, ONE GAME: Rajai Davis, July 28, 2013 vs. HOU (4)

STRAIGHT STEAL OF HOME: Lourdes Gurriel Jr., April 9, 2019 at BOS

STEAL OF HOME (double steal): Devon Travis, Sept. 11, 2018 at BOS

MULTI-HIT GAME BY PITCHER: Trent Thornton (2), May 14, 2019 at SF

BATTING FOR THE CYCLE: Cavan Biggio, Sept. 17, 2019 at BAL



BLUE JAYS PITCHING – TEAM**NO-HITTER:** Sept. 2, 1990 at CLE**ONE-HITTER:** July 24, 2016 vs. SEA**SHUTOUT:** Oct. 1, 2022 vs. BOS**BACK-TO-BACK SHUTOUTS:** Sept. 30-Oct. 1, 2022 (vs. BOS)**BACK-TO-BACK COMPLETE GAMES:** May 21-23, 1983 (vs. BAL, BAL & DET)**BACK-TO-BACK 1-0 SHUTOUTS:** June 12 and June 13, 1991 at CLE**1-0 GAME, WIN:** April 28, 2022 vs. BOS**1-0 GAME, LOSS:** Aug. 11, 2019 vs. NYY**BLUE JAYS PITCHING – INDIVIDUAL****NO-HITTER:** Dave Stieb, Sept. 2, 1990 at CLE**ONE-HITTER:** Shaun Marcum, Aug. 16, 2010 at OAK**TEN OR MORE STRIKEOUTS:** Kevin Gausman, Aug. 2 at TB (10)**SHUTOUT:** Hyun Jin Ryu, July 18, 2021 vs. TEX (1)**BACK-TO-BACK COMPLETE GAMES:** Mark Buehrle, May 29, 2015 at MIN and June 3, 2015 at WAS**BACK-TO-BACK COMPLETE GAME WINS:** Mark Buehrle, May 29, 2015 at MIN and June 3, 2015 at WAS**FOUR CONSECUTIVE COMPLETE GAMES:** Roy Halladay, April 12, 2008 at TEX, April 17, 2008 vs. TEX, April 23, 2008 at TB and April 29, 2008 at BOS**BACK-TO-BACK SHUTOUTS:** Roy Halladay, Sept. 25, 2009 vs. SEA and Sept. 30, 2009 at BOS**10+ INNINGS PITCHED:** Roy Halladay, April 13, 2007 vs. DET**SIX STRIKEOUTS TO START A GAME:** Aaron Sanchez, July 28, 2019 vs. TB (club record)**POSITION PLAYER PITCHING:** Whit Merrifield, Aug. 26, 2022 vs. LAA**PITCHER PLAYING POSITION:** Dave Stieb, Aug. 29, 1980 vs. MIN (left field)**BLUE JAYS MISCELLANEOUS – TEAM****TRIPLE PLAY:** April 20, 2012 at KC**TURNED FIVE OR MORE DOUBLE PLAYS:** April 9, 2011 at LAA (13.2 innings)**FOUR-GAME SWEEP:** May 26-29, 2022 at LAA**TIE GAME:** April 26, 1998 at CWS (5-5)**FOUR CONSECUTIVE EXTRA-INNING GAMES:** Sept. 16-20, 1991**SUSPENDED GAME:** Aug. 15, 2020 vs. TB (4th inning due to rain), completed Aug. 16 (lost 3-2)**RAIN-SHORTENED GAME:** Oct. 3, 2022 at BAL (7.5 inn, won 5-1)**GAME POSTPONED:** Oct. 4, 2022, July 20, 2021 vs. BOS**DOUBLEHEADER:** Oct. 5, 2022 at BAL**DOUBLEHEADER SWEEP:** Sept. 5, 2022 at BAL**SPLIT DOUBLEHEADER:** Sept. 13, 2022 vs. TB**PLAYER EJECTION:** Yimi García, May 10, 2022 at NYY**MANAGER EJECTION:** John Schneider, Sept. 6, 2022 at BAL**POSITION PLAYERS WHO PITCHED FOR THE BLUE JAYS**

Player	Position	Year	W-L	ERA	G	IP	H	ER	BB	SO
Kusick, Craig	1B	1979	0-0	4.91	1	3.2	3	2	0	0
Bailor, Bob	INF/OF	1980	0-0	7.71	3	2.1	4	2	1	0
Leach, Rick	1B/OF	1984	0-0	27.00	1	1.0	2	3	2	0
Menechino, Frank	INF	2004	0-0	0.00	1	0.1	2	0	0	0
McCoy, Mike	INF/OF	2011	0-0	0.00	1	1.0	0	0	0	0
Mathis, Jeff	C	2012	0-0	9.00	2	2.0	4	2	1	0
Tolleson, Steve	INF	2014	0-0	0.00	2	1.0	1	0	0	1
Pennington, Cliff**	INF	2015	0-0	0.00	1	0.2	2	0	0	0
Goins, Ryan#	INF	2016	0-0	0.00	1	1.0	2	0	1	0
Barney, Darwin#	INF	2016	0-1	9.00	1	1.0	1	1	0	1
Morales, Kendrys	DH	2018	0-0	0.00	1	1.0	0	0	1	0
Maile, Luke	C	2019	0-0	0.00	2	2.0	1	0	0	3
Urena, Richard	INF	2019	0-0	36.00	1	1.0	4	4	1	0
Espinal, Santiago	INF	2020	0-0	9.00	2	2.0	3	2	1	0
Whit Merrifield	UTIL	2022	0-0	18.00	1	1.0	2	2	0	0

**playoff game

#Appeared in same game



OPPONENTS HITTING – TEAM**BACK-TO-BACK HOME RUNS:** Cedric Mullins/Adley Rutschman, Aug. 16, 2022 vs. BAL (5th inn.)**BACK-TO-BACK-TO-BACK HOME RUNS:** Brett Gardner/DJ LeMahieu/Luke Voit, Sept. 17, 2020 at NYY (4th inn.)**THREE HOME RUNS, ONE INNING:** Harold Ramirez/Ji-Man Choi/Randy Arozarena, July 3, 2022 vs. TB (5th inn.)**FOUR HOME RUNS, ONE INNING:** Brett Gardner, Matt Holliday, Starlin Castro, Didi Gregorius, June 3, 2017 vs. NYY (8th inn.)**FIVE HOME RUNS, ONE INNING:** Brett Gardner, DJ LeMahieu, Luke Voit, Giancarlo Stanton and Gleyber Torres, Sept. 17, 2020 at NYY (4th inn.)**SIX or MORE HOME RUNS, ONE GAME:** July 19, 2021 vs. BOS (6)**TWO GRAND SLAMS, ONE GAME:** Ramon Hernandez and Miguel Tejada, Aug. 24, 2003 vs. OAK**HOME RUNS BY FIRST TWO BATTERS OF A GAME:** Brett Gardner and Aaron Judge, July 7, 2018 vs. NYY**20 or MORE HITS, ONE GAME (9-inning game):** May 25, 2019 vs. SD (20)**THREE CONSECUTIVE 10-RUN GAMES:** Sept. 15-17, 2020 at NYY**OPPONENTS HITTING – INDIVIDUAL****LEADOFF HOME RUN:** Jonathan Aranda, Sept. 22, 2022 at TB**INSIDE-THE-PARK HOME RUN:** Victor Reyes, Aug. 27, 2021 at DET**GRAND SLAM HOME RUN:** Anthony Rizzo, June 17, 2022 vs. NYY**PINCH-HIT HOME RUN:** Anthony Rizzo, June 19, 2022 vs. NYY**PINCH-HIT GRAND SLAM:** Gregg Zaun, Aug. 16, 2009 at TB**WALK-OFF HOME RUN:** Eugenio Suárez, July 8, 2022 at SEA**TWO HOME RUNS, ONE GAME:** Anthony Santander, Sept. 5, 2022 at BAL (1)**THREE HOME RUNS, ONE GAME:** Ryan Mountcastle, June 19, 2021 at BAL**HOME RUNS FROM BOTH SIDES OF THE PLATE, ONE GAME:** Ozzie Albies, July 11, 2018 at ATL**HOME RUN INTO ROGERS CENTRE FIFTH DECK:** Austin Meadows and Brandon Lowe, April 12, 2019 vs. TB**FIVE HITS, ONE GAME:** Matt Vierling, Sept. 21, 2022 at PHI**FOUR OR MORE STEALS, ONE GAME:** Michael Taylor, June 17, 2018 vs. WAS (4)**STRAIGHT STEAL OF HOME:** Erick Aybar, Sept. 20, 2011 vs. LAA**BATTING FOR THE CYCLE:** Rajai Davis, July 2, 2016 at CLE**OPPONENTS PITCHING – TEAM****PERFECT GAME:** May 15, 1981 at CLE**NO-HITTER:** Sept. 1, 2019 vs. HOU**ONE-HITTER:** July 24, 2019 vs. CLE**SHUTOUT:** Sept. 15, 2022 vs. TB**BACK-TO-BACK SHUTOUTS:** Aug. 26, 2022 vs. LAA and Aug. 27, 2022 vs. LAA**BACK-TO-BACK 1-0 SHUTOUTS:** Aug. 25, 1990 vs. BOS and Aug. 26, 1990 vs. BOS**OPPONENTS PITCHING – INDIVIDUAL****PERFECT GAME:** Len Barker, May 15, 1981 at CLE**NO-HITTER:** Justin Verlander, Sept. 1, 2019 vs. HOU**ONE-HITTER:** Shane Bieber, July 24, 2019 vs. CLE**TEN OR MORE STRIKEOUTS:** Shane McClellan, July 2, 2022 vs. TB (2) (10)**15 OR MORE STRIKEOUTS:** Chris Sale, May 11, 2018 vs. BOS (15)**SHUTOUT:** Zach Eflin, Sept. 18, 2020 at PHI (G1 - 7.0 IP)**BACK-TO-BACK SHUTOUTS:** Mike Mussina, Sept. 26, 1995 vs. BAL and Scott Erickson, Sept. 27, 1995 vs. BAL**OPPONENTS MISCELLANEOUS – TEAM****TRIPLE PLAY:** Sept. 18, 2022 vs. BAL**TURNED FIVE OR MORE DOUBLE PLAYS:** April 18, 2016 at BOS**FOUR-GAME SWEEP:** July 7-10, 2022 at SEA**FIVE-GAME SWEEP:** July 1-4, 2002 at BOS

ATTENDANCE RECORDS

Due to the COVID-19 pandemic, no fans attended any MLB regular-season games in 2020. Toronto was limited to 26 home dates over the course of the campaign, playing those contests at Sahlen Field in Buffalo, NY.

In 2021, Toronto played its first 21 home games at TD Ballpark in Dunedin, FL, the next 23 at Sahlen Field, and finished with 36 games at Rogers Centre after a return home on July 30. The club experienced various seating restrictions at each venue.

2022 ATTENDANCE

BLUE JAYS

AMERICAN LEAGUE			ON THE ROAD			
CLUB	DATES	AT HOME TOTAL	AVERAGE	DATES	TOTAL	AVERAGE
BALTIMORE	10	326,787	32,679	7	96,991	13,856
BOSTON	10	293,215	29,322	9	301,137	33,460
NEW YORK	9	316,106	35,123	10	382,379	38,238
TAMPA BAY	10	286,499	28,650	9	141,805	15,756
CHICAGO	3	73,986	24,662	3	62,417	20,806
CLEVELAND	3	127,656	42,552	3	40,710	13,570
DETROIT	4	138,357	34,589	3	86,363	28,788
KANSAS CITY	4	127,664	31,916	3	38,188	12,729
MINNESOTA	3	98,828	32,943	4	122,249	30,562
HOUSTON	3	107,600	35,867	3	112,366	37,455
LOS ANGELES	3	130,383	43,461	4	143,442	35,861
OAKLAND	3	95,235	31,745	3	35,579	11,860
SEATTLE	3	71,667	23,889	4	136,300	34,075
TEXAS	3	119,957	39,986	3	70,653	23,551
AL TOTALS	71	2,313,940	32,591	68	1,770,579	26,038

NATIONAL LEAGUE			ON THE ROAD			
CLUB	DATES	AT HOME TOTAL	AVERAGE	DATES	TOTAL	AVERAGE
CHICAGO	3	88,804	29,601	-	-	-
CINCINNATI	3	111,016	37,005	-	-	-
MILWAUKEE	-	-	-	3	102,437	34,146
PITTSBURGH	-	-	-	3	56,528	18,843
ST. LOUIS	2	76,422	38,211	2	69,830	34,915
PHILADELPHIA	2	63,648	31,824	2	50,492	25,246
NL TOTALS	10	339,890	33,989	10	279,287	27,929
TOTALS	81	2,653,830	32,763	78	2,049,866	26,280

AMERICAN LEAGUE

CLUB	HOME		DATES	ROAD		DATES
	TOTAL	AVERAGE		TOTAL	AVERAGE	
NEW YORK	3,136,207	40,208	78	2,463,881	30,418	81
HOUSTON	2,688,998	33,198	81	2,008,960	25,112	80
TORONTO	2,653,830	32,763	81	2,049,866	26,280	78
BOSTON	2,625,089	32,409	81	2,114,619	26,106	81
LOS ANGELES	2,457,461	30,339	81	2,070,514	25,562	81
SEATTLE	2,287,267	28,591	80	1,860,826	22,973	81
TEXAS	2,011,361	24,832	81	1,773,021	22,443	79
CHICAGO	2,009,359	24,807	81	1,725,250	22,119	78
MINNESOTA	1,801,128	22,514	80	1,825,897	22,824	80
DETROIT	1,575,544	19,694	80	1,827,580	23,735	77
BALTIMORE	1,368,367	17,543	78	2,116,701	26,132	81
CLEVELAND	1,295,870	17,051	76	2,049,633	25,304	81
KANSAS CITY	1,277,686	15,971	80	1,797,947	22,474	80
TAMPA BAY	1,128,127	13,927	81	2,027,234	25,028	81
OAKLAND	787,902	9,973	79	2,108,558	26,032	81



ALL-TIME ATTENDANCE

RECORDS

(REGULAR SEASON)

Largest Home (Rogers Centre)	50,560	Fri., April 8/05	Boston
Smallest Home (Rogers Centre)	10,314	Mon., April 19/10	Kansas City
Largest Home (Exhibition Stadium)	47,828	Wed., July 1/87	New York (AL)
Smallest Home (Exhibition Stadium)	10,074	Tues., April 17/79	Chicago (AL)
Largest Home (Sahlen Field)	14,607	Wed., July 21/21	Boston
Smallest Home (Sahlen Field)	5,321	Tue., June 1/21	Miami
Largest Home (TD Ballpark)	1,641	Mon., May 24/21	Tampa Bay
Smallest Home (TD Ballpark)	1,107	Sun., May 16/21	Philadelphia
Largest Opening Day	50,560	Fri., April 8/05	Boston
Largest Day Game	61,753	Sat., April 19/80	at Cleveland
Smallest Day Game	746	Wed., April 9/97	at Chicago (AL)
Largest Night Game	61,340	Fri., May 23/86	at Cleveland
Smallest Night Game	1,289	Tues., Aug. 14/79	at Oakland
Doubleheader – Home	63,606	Sat., July 2/22	Tampa Bay
Series, Four Dates (Home)	202,093	July 29-Aug. 1/93 (4 Games)	Detroit
Series, Four Dates (Road)	214,510	Sept. 12-15/85 (4 Games)	at New York (AL)
Series, Three Dates (Home)	151,584	Sept. 21-23/93 (3 Games)	Boston
Series, Three Dates (Road)	161,793	Sept. 29, 30, Oct. 1/06 (3 Games)	at New York (AL)
Series, Two Dates (Home)	101,036	July 27, 28/93 (2 Games)	Baltimore
Series, Two Dates (Road)	91,522	July 16, 17/97 (2 Games)	at Texas
Largest Road	61,753	Sat., April 19/80	at Cleveland
Smallest Road	746	Wed., April 9/97	at Chicago
Season, Home	4,057,947	1993	
Season, Road	2,549,438	1993	
Season, Home & Road	6,607,385	1993	

OPPONENTS IN TORONTO

	LARGEST		SMALLEST	
BALTIMORE	50,528	June 25/94	11,080	Sept. 13/79
BOSTON	50,560	April 8/05	10,428	April 23/82
CHICAGO (AL)	47,171	June 17/17	10,074	April 17/79
CLEVELAND	50,533	April 9/93	10,173	April 20/83
DETROIT	50,532	July 31/93	10,087	April 13/82
HOUSTON (AL)	47,505	Aug. 13/16	13,123	April 8/14
KANSAS CITY	50,531	July 16/93	10,169	April 17/78
LOS ANGELES (AL)	50,529	Sept. 11/93 & May 29/94	11,295	May 15/78
MILWAUKEE (AL)	50,517	Aug. 6/93	10,127	April 14/83
MINNESOTA	50,530	Aug. 10/93	10,155	May 1/79
NEW YORK (AL)	50,530	June 11/94	13,306	April 19/78
OAKLAND	50,529	Sept. 8/93	11,339	May 9/78
SEATTLE	50,527	Aug. 20/93	10,213	June 11/79
TAMPA BAY	48,414	April 13/15	13,002	June 3/02
TEXAS	50,529	July 23/94	10,101	April 27/82
ARIZONA	46,967	June 22/16	14,259	June 11/04
ATLANTA	45,563	June 20/18	16,885	June 11/01
CHICAGO (NL)	40,738	June 15/08	16,879	Sept. 8/14
CINCINNATI	44,058	May 31/17	25,129	June 26/08
COLORADO	33,910	June 24/07	20,032	June 7/02
HOUSTON (NL)	21,494	May 21/11	15,478	May 20/11
LOS ANGELES (NL)	47,156	May 7/16	22,763	June 19/07
MIAMI	44,106	June 10/15	17,582	June 8/15
MILWAUKEE (NL)	48,456	April 11/17	17,615	June 17/05
MONTREAL	50,436	July 1/97	20,074	July 6/01
NEW YORK (NL)	37,252	July 1/98	23,129	July 17/00
PHILADELPHIA	45,512	July 1/11	16,446	May 7/14
PITTSBURGH	46,179	Aug. 12/17	14,090	June 10/03
SAN DIEGO	47,301	July 27/16	19,480	May 25/19
SAN FRANCISCO	32,863	May 15/13	18,081	June 10/02
ST. LOUIS	45,726	June 8/14	20,032	June 13/05
WASHINGTON	41,677	June 13/12	17,067	June 28/06

*The tables on this page do not reflect the COVID-related seating restrictions in 2021.



AT	LARGEST		SMALLEST	
BALTIMORE	47,900	June 27/97	7,053	Sept. 6/79
BOSTON	38,347	May 21/09	7,542	April 16/82
CHICAGO (AL)	42,796	July 25/91	746	April 9/97
CLEVELAND	61,340	May 23/86	2,724	April 28/77
DETROIT	52,528	April 7/78	6,210	Sept. 22/80
HOUSTON (AL)	42,174	June 16/19	15,777	May 14/15
KANSAS CITY	41,086	April 8/85	9,593	April 27/09
LOS ANGELES (AL)	61,292	July 4/95	10,239	June 7/77
MILWAUKEE (AL)	53,852	May 6/79	5,298	April 21/82
MINNESOTA	53,067	April 8/88	2,830	Sept. 20/82
NEW YORK (AL)	55,367	May 27/78	8,848	Sept. 8/03
OAKLAND	46,770	July 4/85	1,289	Aug. 14/79
SEATTLE	56,120	April 6/93	4,113	June 1/79
TAMPA BAY	41,546	April 3/01	5,786	May 28/19
TEXAS	48,336	May 19/01	6,819	May 13/82
ARIZONA	39,062	June 22/02	16,155	Sept. 4/13
ATLANTA	48,338	June 27/98	15,178	Sept. 16/15
CHICAGO (NL)	41,814	Aug. 18/17	38,086	June 8/05
CINCINNATI	42,530	June 21/14	28,277	June 6/03
COLORADO	38,412	June 29/16	26,011	May 19/06
MIAMI	27,888	June 24/12	10,242	June 16/06
HOUSTON (NL)	34,925	June 11/05	28,607	June 10/05
LOS ANGELES (NL)	52,173	June 8/07	24,977	June 20/02
MILWAUKEE	42,221	Aug. 19/14	26,607	May 24/17
MONTREAL	22,489	July 9/00	7,015	June 17/01
NEW YORK (NL)	34,203	July 16/01	14,513	Sept. 3/97
PHILADELPHIA	44,958	June 16/09	18,279	July 13/01
PITTSBURGH	31,439	May 3/14	14,903	Sept. 4/22
SAN DIEGO	40,511	June 18/04	20,380	June 2/13
SAN FRANCISCO	41,981	June 5/13	37,574	June 12/07
ST. LOUIS	40,289	June 25/11	28,840	June 4/03
WASHINGTON	39,859	June 25/05	20,860	June 19/09

TWENTY LARGEST HOME CROWDS

ATTENDANCE	DATE	OPPONENT
50,560*	Friday, April 8, 2005	Boston
50,533*	Friday, April 9, 1993	Cleveland
50,532	Saturday, July 31, 1993	Detroit
50,532	Wednesday, Sept. 22, 1993	Boston
50,531	Friday, July 16, 1993	Kansas City
50,530	Tuesday, Aug. 10, 1993	Minnesota
50,530	Saturday, June 11, 1994	New York (AL)
50,529	Thursday, Sept. 8, 1993	Oakland
50,529	Saturday, Sept. 10, 1993	California
50,529	Sunday, May 29, 1994	California
50,529	Saturday, July 23, 1994	Texas
50,528	Thursday, June 17, 1993	Boston
50,528	Thursday, July 29, 1993	Detroit
50,528	Thursday, July 23, 1993	Boston
50,528	Saturday, June 25, 1994	Baltimore
50,527	Thursday, Aug. 12, 1993	Minnesota
50,527	Friday, Aug. 20, 1993	Seattle
50,527	Saturday, Sept. 25, 1993	New York (AL)
50,527	Tuesday, Aug. 9, 1994	Cleveland
50,525	Thursday, July 8, 1993	Texas
50,525	Wednesday, Aug. 11, 1993	Minnesota
50,525	Wednesday, Aug. 25, 1993	Cleveland

*Home Opener



HOW THEY HAVE DRAWN

ATTENDANCE RECAP 1977-2022

AMERICAN LEAGUE

RANK	CLUB	DATES	ATTENDANCE	AVERAGE
1	NEW YORK	336	11,790,451	35,091
2	BOSTON	342	10,647,050	31,132
3	BALTIMORE	343	9,618,266	28,042
4	DETROIT	224	7,276,293	32,483
5	OAKLAND	214	6,368,738	29,760
6	TEXAS*	213	6,166,216	28,949
7	CLEVELAND	211	6,321,649	29,960
8	KANSAS CITY	209	6,063,695	29,013
9	LOS ANGELES	217	6,073,755	27,990
10	SEATTLE	211	5,825,629	27,610
11	CHICAGO	209	5,928,542	28,366
12	MINNESOTA	199	5,908,863	29,693
13	TAMPA BAY	215	5,261,182	24,471
14	MILWAUKEE**	132	4,287,086	32,478
15	HOUSTON***	29	834,085	28,762
AL TOTALS		3,304	98,371,500	29,773

* Includes game in Puerto Rico to start 2001 season. Includes games at TD Ballpark and Sahlen Field in 2021.

** Milwaukee moved over to the NL in 1998

*** Houston moved to the AL in 2013

NATIONAL LEAGUE

RANK	CLUB	DATES	ATTENDANCE	AVERAGE
1	PHILADELPHIA*	32	871,202	27,225
2	ATLANTA	26	692,296	26,627
3	MONTREAL	23	653,721	28,423
4	NEW YORK	16	474,994	29,687
5	WASHINGTON	17	388,468	22,851
6	MIAMI	17	382,324	22,490
7	LOS ANGELES	12	361,376	30,115
8	CHICAGO	12	335,992	27,999
9	CINCINNATI	12	357,473	29,789
10	ST. LOUIS	11	322,431	29,312
11	PITTSBURGH	9	234,559	26,062
12	COLORADO	9	226,002	25,111
13	SAN FRANCISCO	10	224,831	22,483
14	MILWAUKEE	7	221,108	31,587
15	ARIZONA	8	215,349	26,919
16	SAN DIEGO	6	202,453	33,742
17	HOUSTON	3	56,459	18,820
NL TOTALS		230	6,221,038	27,048
GRAND TOTALS		3,534	104,592,538	29,596

*Three home games with the Phillies on June 25-27, 2010 were played in Philadelphia due to G20 Summit in Toronto

**Home games for the 2020 season were played at Sahlen Field in Buffalo, NY, with no fans in attendance.

TOP ALL-TIME ATTENDANCE MARKS

FOUR MILLION CLUB

1.	Colorado Rockies	4,483,350	1993
2.	New York Yankees	4,287,132	2008
3.	New York Yankees	4,271,083	2007
4.	New York Yankees	4,248,067	2006
5.	New York Yankees	4,090,696	2005
6.	Toronto Blue Jays	4,057,947	1993
7.	New York Mets	4,042,045	2008
8.	Toronto Blue Jays	4,028,318	1992
9.	Toronto Blue Jays	4,001,526	1991



ATTENDANCE YEAR-BY-YEAR

	HOME	DATES	AVG.	AWAY	DATES	AVG.	TOTAL
1977	1,794,651	72	23,626	1,101,763	73	14,183	2,896,414
1978	1,562,509	73	21,405	1,295,456	71	17,816	2,857,965
1979	1,431,659	77	18,593	1,269,208	75	16,813	2,700,867
1980	1,400,327	75	18,671	1,286,412	77	16,694	2,686,739
1981	755,083	51	14,806	814,447	50	16,287	1,569,530
1982	1,275,908	77	16,571	1,392,288	77	18,082	2,668,196
1983	1,930,277	77	25,070	1,689,278	79	21,152	3,619,555
1984	2,110,009	79	26,709	1,975,196	77	22,197	3,815,205
1985	2,468,925	78	31,653	1,842,189	80	22,744	4,311,114
1986	2,455,477	78	31,480	1,717,280	81	21,188	4,172,757
1987	2,778,459	81	34,302	1,959,124	80	24,189	4,737,583
1988	2,595,275	81	32,039	1,972,366	81	24,356	4,567,641
1989	3,376,693	80	42,199	1,975,238	81	24,330	5,351,931
1990	3,884,384	81	47,966	2,032,629	81	25,182	5,917,013
1991	4,001,526	81	49,402	2,250,718	81	27,695	6,252,244
1992	4,028,318	81	49,732	2,300,904	79	28,408	6,329,222
1993	4,057,747	81	50,098	2,548,538	81	31,480	6,606,285
1994	2,907,949	59	49,287	1,775,803	55	32,288	4,683,752
1995	2,826,445	72	39,257	1,770,309	69	25,293	4,596,754
1996	2,559,910	81	31,600	1,979,945	81	24,449	4,539,855
1997	2,589,317	81	31,967	2,117,614	78	26,149	4,706,931
1998	2,454,303	81	30,300	2,164,294	81	26,719	4,618,597
1999	2,163,486	81	26,709	2,161,628	81	26,683	4,325,114
2000	1,819,919	81	22,468	2,207,631	81	27,258	4,027,550
2001*	1,915,127	81	23,644	2,202,774	80	27,749	4,117,901
2002	1,638,170	81	20,224	2,088,405	81	25,760	3,726,575
2003	1,799,818	81	22,220	2,120,100	81	26,179	3,919,918
2004	1,900,041	81	23,457	2,127,243	78	27,272	4,027,284
2005	2,014,995	81	24,876	2,421,873	81	29,901	4,436,868
2006	2,302,212	81	28,422	2,311,125	81	28,560	4,613,337
2007	2,360,648	81	29,144	2,529,543	81	31,229	4,890,191
2008	2,400,416	81	29,635	2,421,897	80	30,119	4,822,313
2009	1,876,129	81	23,162	2,198,842	80	27,486	4,074,971
2010	1,495,482	81	18,463	2,379,709	81	27,773	3,875,191
2011	1,818,103	81	22,446	2,238,867	81	27,659	4,056,970
2012	2,099,663	81	25,922	2,326,019	80	29,075	4,425,682
2013	2,536,562	81	31,316	2,271,147	81	28,039	4,807,709
2014	2,375,525	81	29,327	2,406,394	81	29,709	4,781,919
2015	2,794,891	81	34,505	2,193,264	79	27,763	4,988,155
2016	3,392,099	81	41,878	2,435,293	81	30,065	5,827,392
2017	3,203,886	81	39,554	2,422,909	81	29,912	5,626,795
2018	2,325,281	80	29,066	2,012,169	80	25,152	4,337,450
2019	1,750,144	81	21,607	2,097,949	81	25,901	3,848,093
2021	805,901	79	10,228	1,282,731	79	16,082	2,088,632
2022	2,653,830	81	32,763	2,049,866	78	26,280	4,703,696
TOTAL	104,687,479	3,537	29,374	89,868,377	3,546	25,344	194,555,856

* Includes game played in Puerto Rico on April 1, 2001 vs. Texas (19,891).

**Home games for the 2020 season were played at Sahlen Field in Buffalo, NY. No fans attended any MLB regular-season games that year.

HOME SELLOUT STREAKS – REGULAR SEASON

DATES

- 60 — May 18, 1990 to April 8, 1991 (Opening Day)
- 50 — June 9, 1993 to April 4, 1994 (Opening Day)
- 46 — May 27, 1992 to September 15, 1992
- 39 — July 4, 1991 to April 11, 1992 (2nd game)
- 38 — July 13, 1989 to April 10, 1990 (Opening Day)



ATTENDANCE AT THE BREAK

YEAR	W-L	PCT.	POS.	GBL	HOME ATTENDANCE
1977	34-58	.370	7th	-19.0	1,020,152
1978	32-53	.376	7th	-26.0	804,890
1979	29-64	.312	7th	-31.5	785,030
1980	33-43	.434	7th	-17.0	675,556
1981*	16-42	.276	7th	-19.0	426,795
1982	37-47	.440	7th	-11.5	637,057
1983	43-33	.566	1st	+1.0	786,503
1984	50-34	.595	2nd	-7.0	1,247,799
1985	53-35	.602	1st	+2.5	1,123,502
1986	47-43	.522	5th	-10.5	1,442,158
1987	51-36	.586	2nd	-3.0	1,413,455
1988	42-46	.477	6th	-11.5	1,473,480
1989	42-45	.483	T4th	-7.0	1,559,163
1990	47-38	.553	2nd	-0.5	2,288,900
1991	49-34	.590	1st	+5.5	2,090,001
1992	53-34	.609	1st	+4.0	2,416,036
1993	49-40	.551	1st	+0.5	2,340,240
1994	38-48	.442	5th	-12.5	2,116,873
1995*	27-40	.403	5th	-11.5	1,295,643
1996	38-49	.437	3rd	-15.0	1,289,964
1997	40-43	.482	T3rd	-14.0	1,547,513
1998	46-42	.523	3rd	-18.5	1,319,694
1999	47-43	.522	3rd	-7.0	1,181,546
2000	48-41	.539	2nd	0.0	816,825
2001	42-46	.477	3rd	-11.0	1,041,822
2002	34-52	.395	4th	-20.5	766,790
2003	49-46	.516	3rd	-9.0	1,087,864
2004	39-49	.443	4th	-17.0	913,198
2005	44-44	.500	4th	-5.5	910,866
2006	49-39	.557	3rd	-4.5	1,186,106
2007	43-44	.494	T2nd	-10.0	1,194,984
2008	47-48	.495	4th	-9.0	1,293,270
2009	44-46	.489	4th	-11.0	982,117
2010	44-45	.494	4th	-12.5	783,773
2011	44-45	.494	4th	-12.5	913,846
2012	43-43	.500	T4th	-9.5	1,107,908
2013	45-49	.479	5th	-11.5	1,445,173
2014	49-47	.510	2nd	-4.0	1,249,746
2015	45-46	.495	4th	-4.5	1,232,303
2016	51-40	.560	3rd	-2.0	1,845,707
2017	41-47	.466	5th	-8.5	1,823,669
2018	43-52	.453	4th	-23.5	1,422,954
2019	34-57	.374	4th	-24.5	994,511
2021	45-42	.517	3rd	-8.0	151,213
2022	50-43	.538	3rd	-14.5	1,507,717

* Strike Season

**Home games for the 2020 season were played at Sahlen Field in Buffalo, NY, with no fans in attendance. The 60-game season had no All-Star break.

WINNING THE GAME AFTER GETTING OUTHIT BY 9 OR MORE

The Blue Jays have won two games in Club history when being outhit by at least nine:

Oct. 2, 1977 vs. CLE (outhit by 9, won 11-2)

Sept. 24, 2010 vs. BAL (outhit by 11, won 16-5)



INDIVIDUAL RECORDS

BLUE JAYS CAREER GAMES BY POSITION

GAMES BY POSITION (TOP 5)

CATCHERS	(84)
ERINE WHITT	1159
PAT BORDERS	691
DARRIN FLETCHER	516
GREGG ZAUN	483
BUCK MARTINEZ	441

FIRST BASEMEN	(122)
CARLOS DELGADO	1168
WILLIE UPSHAW	950
JOHN OLERUD	766
LYLE OVERBAY	703
JUSTIN SMOAK	595

SECOND BASEMEN	(107)
DAMASO GARCIA	869
AARON HILL	746
ROBERTO ALOMAR	695
ORLANDO HUDSON	454
MANUEL LEE	344

SHORTSTOPS	(87)
TONY FERNANDEZ	1104
ALFREDO GRIFFIN	907
ALEX GONZALEZ	874
BO BICHETTE	373
MANUEL LEE	365

THIRD BASEMEN	(128)
KELLY GRUBER	829
ED SPRAGUE	814
RANCE MULLINIKS	725
GARTH IORG	556
ROY HOWELL	489

OUTFIELDERS	(209)
VERNON WELLS	1367
LLOYD MOSEBY	1349
GEORGE BELL	1066
JESSE BARFIELD	996
JOSE BAUTISTA	992

PITCHERS	(484)
JASON FRASOR	505
DUANE WARD	452
TOM HENKE	446
DAVE STIEB	439
CASEY JANSSEN	389

HOME RUN RECORDS BY POSITION (SEASON)

POSITION	PLAYER	HR	YEAR
1B	Vladimir Guerrero Jr.	48	2021
2B	Marcus Semien	45	2021
3B	Tony Batista	41	2000
	Josh Donaldson	41	2015
SS	Bo Bichette	29	2021
LF	George Bell	47	1987
CF	Jose Cruz Jr.	34	2001
RF	Jose Bautista	54	2010
C	J.P. Arencibia	23	2011
	Russell Martin	23	2015
DH	Jose Canseco	46	1998

BIOGRAPHIES

LAST SEASON

HISTORY

RECORDS

OPPONENTS

PLAYER DEV.

MEDIA & MISC.



BATTING LEADERS

* League Leader

Bold = Club Record

Year	AVG (350 AB)	AB	R	H	2B					
1977	R. Howell	.316	B. Bailor	62	B. Bailor	154	R. Fairly	24		
1978	R. Carty	.284	B. Bailor	621	B. Bailor	74	B. Bailor	29		
1979	A. Griffin	.287	A. Griffin	624	A. Griffin	81	A. Griffin	179	R. Bosetti	35
1980	A. Woods	.300	A. Griffin	653	A. Griffin	63	A. Griffin	166	D. Garcia	30
1981	L. Moseby	.233	A. Griffin	388	L. Moseby	36	L. Moseby	88	A. Griffin	19
1982	D. Garcia	.310	D. Garcia	597	D. Garcia	89	D. Garcia	185	D. Garcia	32
1983	B. Bonnell	.318	W. Upshaw	579	L. Moseby	104	W. Upshaw	177	R. Mulliniks	34
1984	D. Collins	.308	D. Garcia	633	L. Moseby	97	D. Garcia	180	G. Bell	39
1985	R. Mulliniks	.295	G. Bell	607	J. Barfield	94	D. Garcia	169	J. Barfield	34
1986	T. Fernandez	.310	T. Fernandez	687	J. Barfield	107	T. Fernandez	213	G. Bell	38
1987	T. Fernandez	.322	G. Bell	610	G. Bell	111	G. Bell	188	G. Bell	32
1988	M. Lee	.291	T. Fernandez	648	F. McGriff	100	T. Fernandez	186	T. Fernandez	41
1989	G. Bell	.297	G. Bell	613	F. McGriff	98	G. Bell	182	G. Bell	41
1990	F. McGriff	.300	T. Fernandez	635	K. Gruber	92	T. Fernandez	175	K. Gruber	36
									M. Wilson	36
1991	R. Alomar	.295	D. White	642	D. White	110	R. Alomar	188	J. Carter	42
1992	R. Alomar	.310	D. White	641	R. Alomar	105	R. Alomar	177	D. Winfield	32
1993	J. Olerud	.363*	P. Molitor	636	P. Molitor	121	P. Molitor	211*	J. Olerud	54*
1994	P. Molitor	.341	P. Molitor	454	P. Molitor	86	P. Molitor	155	P. Molitor	30
1995	R. Alomar	.300	J. Carter	558	E. Sprague	77	R. Alomar	155	J. Olerud	32
1996	O. Nixon	.286	J. Carter	625	E. Sprague	88	J. Carter	158	J. Carter	35
									E. Sprague	35
1997	S. Green	.287	J. Carter	612	C. Delgado	79	J. Carter	143	C. Delgado	42
1998	T. Fernandez	.321	S. Green	630	S. Green	106	S. Green	175	C. Delgado	43
1999	T. Fernandez	.328	S. Green	614	S. Green	134	S. Green	190	S. Green	45*
2000	C. Delgado	.344	T. Batista	620	C. Delgado	115	C. Delgado	196	C. Delgado	57*
2001	S. Stewart	.316	S. Stewart	640	S. Stewart	103	S. Stewart	202	S. Stewart	44
2002	S. Stewart	.303	V. Wells	608	C. Delgado	103	S. Stewart	175	E. Hinske	38
					S. Stewart	103			S. Stewart	38
2003	V. Wells	.317	V. Wells	678	V. Wells	118	V. Wells	215*	V. Wells	49*
2004	A. Rios	.286	E. Hinske	570	V. Wells	82	V. Wells	146	V. Wells	34
2005	F. Catalanotto	.301	V. Wells	620	S. Hillenbrand	91	S. Hillenbrand	173	S. Hillenbrand	36
2006	R. Jonhson	.319	V. Wells	611	T. Glaus	105	V. Wells	185	L. Overbay	46
2007	A. Rios	.297	A. Rios	643	A. Rios	114	A. Rios	191	A. Hill	47
2008	V. Wells	.300	A. Rios	635	A. Rios	91	A. Rios	185	A. Rios	47
2009	A. Lind	.305	A. Hill	682	A. Hill	103	A. Hill	195	A. Lind	46
2010	J. Buck	.281	V. Wells	590	J. Bautista	109	V. Wells	161	V. Wells	44
2011	J. Bautista	.302	J. Bautista	513	J. Bautista	105	J. Bautista	155	E. Encarnacion	36
			Y. Escobar	513						
2012	E. Encarnacion	.280	C. Rasmus	565	E. Encarnacion	93	E. Encarnacion	152	B. Lawrie	26
2013	A. Lind	.288	E. Encarnacion	530	E. Encarnacion	90	E. Encarnacion	144	E. Encarnacion	29
2014	M. Cabrera	.301	J. Reyes	610	J. Bautista	101	J. Reyes	175	M. Cabrera	35
2015	J. Donaldson	.297	J. Donaldson	620	J. Donaldson	122*	J. Donaldson	184	J. Donaldson	41
2016	J. Donaldson	.284	E. Encarnacion	601	J. Donaldson	122	J. Donaldson	164	K. Pillar	35
2017	J. Donaldson	.270	J. Bautista	587	J. Bautista	92	J. Smoak	151	K. Pillar	37
			K. Pillar	587						
2018	A. Diaz	.263	K. Pillar	512	T. Hernández	67	K. Pillar	129	K. Pillar	40
					J. Smoak	67				
2019	V. Guerrero Jr.	.272	R. Grichuk	586	R. Grichuk	75	R. Grichuk	136	R. Grichuk	29
2020	L. Gurriel Jr.	.308 (150AB)	V. Guerrero Jr.	586	C. Biggio	41	L. Gurriel Jr.	64	C. Biggio	16
2021	V. Guerrero Jr.	.311	M. Semien	652	V. Guerrero Jr.	123*	B. Bichette	191*	M. Semien	39
2022	L. Gurriel Jr.	.291	B. Bichette	652	B. Bichette	91	B. Bichette	189*	B. Bichette	43

BIOGRAPHIES

LAST SEASON

HISTORY

RECORDS

OPPONENTS

PLAYER DEV.

MEDIA & MISC.



Year	3B		HR		RBI		BB		SO	
1977	S. Stagg	6	R. Fairly	19	R. Fairly	64	O. Velez	65	O. Velez	87
1978	D. McKay	8	J. Mayberry	22	J. Mayberry	70	J. Mayberry	61	D. McKay	90
1979	A. Griffin	10	J. Mayberry	21	J. Mayberry	74	J. Mayberry	69	R. Howell	91
1980	A. Griffin	15*	J. Mayberry	30	J. Mayberry	82	J. Mayberry	77	R. Howell	92
1981	A. Griffin	6	J. Mayberry	17	J. Mayberry	43	O. Velez	55	L. Moseby	86
1982	L. Moseby	9	W. Upshaw	21	W. Upshaw	75	W. Upshaw	52	L. Moseby	106
1983	A. Griffin	9	J. Barfield	27	W. Upshaw	104	C. Johnson	67	J. Barfield	110
1984	D. Collins	15*	W. Upshaw	27	L. Moseby	92	L. Moseby	78	L. Moseby	122
	L. Moseby	15*	G. Bell	26	G. Bell	95	L. Moseby	76	J. Barfield	143
1985	T. Fernandez	10	G. Bell	28	G. Bell	108	W. Upshaw	78	J. Barfield	146
1986	T. Fernandez	9	J. Barfield	40*	J. Barfield	108	G. Bell	108	G. Bell	134*
1987	T. Fernandez	8	G. Bell	47	G. Bell	97	L. Moseby	70	J. Barfield	141
1988	L. Moseby	7	F. McGriff	34	G. Bell	104	F. McGriff	79	F. McGriff	149
1989	T. Fernandez	9	F. McGriff	36*	G. Bell	104	F. McGriff	119	F. McGriff	132
1990	T. Fernandez	17*	F. McGriff	35	K. Gruber	118	F. McGriff	94	F. McGriff	108
1991	R. Alomar	11	J. Carter	33	J. Carter	108	J. Olerud	68	D. White	135
1992	R. Alomar	8	J. Carter	34	J. Carter	119	R. Alomar	87	D. White	133
1993	T. Fernandez	9	J. Carter	33	J. Carter	121	J. Olerud	114	D. White	127
1994	D. White	6	J. Carter	27	J. Carter	103	J. Olerud	61	D. White	95
1995	R. Alomar	7	J. Carter	25	J. Carter	76	J. Olerud	84	A. Gonzalez	114
1996	J. Carter	7	E. Sprague	36	J. Carter	107	O. Nixon	71	E. Sprague	146
1997	S. Stewart	7	C. Delgado	30	J. Carter	102	C. Delgado	64	C. Delgado	133
1998	S. Green	4	J. Canseco	46	C. Delgado	115	C. Delgado	73	J. Canseco	159*
1999	H. Bush	4	C. Delgado	44	C. Delgado	134	C. Delgado	86	C. Delgado	141
2000	J. Cruz	5	T. Batista	41	C. Delgado	137	C. Delgado	123	J. Cruz	129
	S. Stewart	5	C. Delgado	41	C. Delgado	102	C. Delgado	111	A. Gonzalez	149
2001	S. Stewart	7	C. Delgado	39	C. Delgado	108	C. Delgado	102	E. Hinske	138
2002	S. Stewart	6	C. Delgado	33	C. Delgado	145*	C. Delgado	109	C. Delgado	137
2003	F. Catalanotto	6	C. Delgado	42	C. Delgado	99	C. Delgado	69	C. Delgado	115
	O. Hudson	7	C. Delgado	32	V. Wells	28	V. Wells	97	G. Zaun	73
2004	O. Hudson	7	C. Delgado	32	V. Wells	28	V. Wells	97	G. Zaun	73
2005	R. Johnson	6	V. Wells	28	V. Wells	28	V. Wells	106	T. Glaus	86
	A. Rios	7	V. Wells	28	V. Wells	28	V. Wells	106	T. Glaus	86
2006	A. Rios	6	T. Glaus	38	V. Wells	38	V. Wells	106	T. Glaus	86
2007	A. Rios	7	F. Thomas	26	F. Thomas	26	F. Thomas	95	F. Thomas	81
2008	A. Rios	8	F. Thomas	26	F. Thomas	26	F. Thomas	95	F. Thomas	81
2009	J. Bautista	3	V. Wells	20	A. Rios	79	L. Overbay	74	L. Overbay	116
	V. Wells	3	A. Hill	36	A. Lind	114	M. Scutaro	90	A. Lind	110
2010	F. Lewis	5	J. Bautista	54*	J. Bautista	124	J. Bautista	100	A. Lind	144
2011	R. Davis	6	J. Bautista	43*	J. Bautista	103	J. Bautista	132*	J. Arencibia	133
2012	C. Rasmus	5	E. Encarnacion	42	E. Encarnacion	110	E. Encarnacion	84	K. Johnson	159
2013	A. Gose	5	E. Encarnacion	36	E. Encarnacion	104	E. Encarnacion	82	J. Arencibia	148
	M. Kawasaki	5	E. Encarnacion	36	E. Encarnacion	104	E. Encarnacion	82	J. Arencibia	148
2014	J. Reyes	4	J. Bautista	35	J. Bautista	103	J. Bautista	104	C. Rasmus	124
2015	R. Goins	4	J. Donaldson	41	J. Donaldson	123*	J. Bautista	110*	J. Donaldson	133
2016	J. Donaldson	5	E. Encarnacion	42	E. Encarnacion	127	J. Donaldson	109	M. Saunders	157
2017	5 Players	1	J. Smoak	38	J. Smoak	90	J. Bautista	84	J. Bautista	170
2018	T. Hernández	7	R. Grichuk	25	J. Smoak	77	J. Smoak	83	T. Hernández	163
	R. Grichuk	5	J. Smoak	25	J. Smoak	77	J. Smoak	83	T. Hernández	163
2019	R. Grichuk	5	R. Grichuk	31	R. Grichuk	80	J. Smoak	79	R. Grichuk	163
2020	V. Guerrero Jr.	2	T. Hernández	16	R. Grichuk	35	C. Biggio	41	T. Hernández	63
2021	3 Players	2	V. Guerrero Jr.	48*	T. Hernández	116	V. Guerrero Jr.	86	T. Hernández	148
2022	G. Springer	4	V. Guerrero Jr.	32	V. Guerrero Jr.	97	M. Chapman	68	M. Chapman	170



Year	SLG %	OBP %	SB	SH	SF
1977	R. Fairly .465	R. Howell .386	B. Bailor 15	A. Ashby 10	O. Velez 6
1978	R. Carty .481	R. Carty .340	R. Bosetti 6	L. Gomez 19	J. Mayberry 7
1979	J. Mayberry .461	J. Mayberry .372	A. Griffin 21	A. Griffin 16	R. Bosetti 7
1980	O. Velez .487	O. Velez .365	A. Griffin 18	A. Griffin 10	A. Griffin 5
				L. Moseby 10	R. Howell 5
				A. Woods 8	L. Moseby 4
1981	L. Moseby .357	L. Moseby .278	D. Garcia 13	A. Griffin 11	G. Iorg 7
1982	W. Upshaw .443	B. Bonnell .345	D. Garcia 54	A. Griffin 11	W. Upshaw 7
1983	W. Upshaw .515	L. Moseby .376	D. Collins 31	A. Griffin 11	
			D. Garcia 31		
1984	C. Johnson .507	C. Johnson .390	D. Collins 60	A. Griffin 13	B. Martinez 9
1985	J. Barfield .536	R. Mulliniks .383	L. Moseby 37	T. Fernandez 7	G. Bell 8
1986	J. Barfield .559	J. Barfield .368	L. Moseby 32	T. Fernandez 5	R. Leach 7
					L. Moseby 7
1987	G. Bell .605	T. Fernandez .379	L. Moseby 39	G. Iorg 6	G. Bell 9
1988	F. McGriff .552	F. McGriff .376	L. Moseby 31	K. Gruber 5	G. Bell 8
				N. Liriano 5	
1989	F. McGriff .525	F. McGriff .399	L. Moseby 24	N. Liriano 10	G. Bell 14
1990	F. McGriff .530	F. McGriff .400	T. Fernandez 26	M. Wilson 6	K. Gruber 13
1991	J. Carter .503	R. Alomar .354	R. Alomar 53	R. Alomar 16	J. Olerud 10
1992	J. Carter .498	R. Alomar .405	R. Alomar 49	M. Lee 8	J. Carter 13
1993	J. Olerud .599	J. Olerud .473*	R. Alomar 55	P. Borders 7	J. Carter 10
1994	J. Carter .524	P. Molitor .410	P. Molitor 20	D. Schofield 8	J. Carter 13
1995	S. Green .509	J. Olerud .398	R. Alomar 30	A. Gonzalez 9	R. Alomar 7
					E. Sprague 7
1996	E. Sprague .496	J. Olerud .382	O. Nixon 54	3 Players 7	C. Delgado 8
1997	C. Delgado .528	O. Merced .352	O. Nixon 47	A. Gonzalez 11	J. Carter 9
1998	C. Delgado .592	T. Fernandez .387	S. Stewart 51	A. Gonzalez 13	D. Fletcher 7
1999	S. Green .588	T. Fernandez .427	S. Stewart 37	H. Bush 8	C. Delgado 7
2000	C. Delgado .664	C. Delgado .470	R. Mondesi 22	A. Gonzalez 16*	B. Fullmer 6
2001	C. Delgado .540	C. Delgado .408	J. Cruz Jr. 32	A. Gonzalez 7	A. Gonzalez 10
2002	C. Delgado .549	C. Delgado .406	S. Stewart 14	D. Berg 4	3 players 8
2003	C. Delgado .593	C. Delgado .426	E. Hinske 12	K. Cash 5	S. Stewart 8
					V. Wells 8
2004	C. Delgado .535	C. Delgado .372	A. Rios 15	4 Players 3	C. Delgado 11
2005	V. Wells .463	F. Catalanotto .367	A. Rios 14	F. Catalanotto 4	R. Adams 8
				K. Huckaby 4	V. Wells 8
2006	V. Wells .542	R. Johnson .390	V. Wells 17	J. McDonald 6	A. Rios 10
2007	M. Stairs .549	F. Thomas .377	A. Rios 17	J. McDonald 12	A. Rios 7
2008	V. Wells .496	L. Overbay .358	A. Rios 32	D. Eckstein 9	M. Scutaro 7
2009	A. Lind .562	M. Scutaro .379	A. Rios 19	J. Bautista 6	3 Players 7
2010	J. Bautista .617	J. Bautista .378	F. Lewis 17	Y. Escobar 7	J. Buck 6
2011	J. Bautista .608*	J. Bautista .447	R. Davis 34	C. Patterson 6	A. Lind 8
2012	E. Encarnacion .557	E. Encarnacion .384	R. Davis 46	Y. Escobar 7	E. Encarnacion 7
2013	E. Encarnacion .534	E. Encarnacion .370	R. Davis 45	M. Kawasaki 10	E. Encarnacion 5
2014	E. Encarnacion .547	J. Bautista .403	J. Reyes 30	M. Kawasaki 8	J. Bautista 6
					D. Navarro 6
2015	J. Donaldson .568	J. Bautista .377	K. Pillar 25	R. Goins 7	J. Donaldson 10
					E. Encarnacion 10
2016	J. Donaldson .549	J. Donaldson .404	K. Pillar 14	E. Carrera 7	E. Encarnacion 8
2017	J. Donaldson .559	J. Donaldson .385	K. Pillar 15	R. Goins 5	J. Bautista 7
2018	R. Grichuk .502	J. Smoak .350	K. Pillar 14	R. Urena 2	K. Pillar 6
2019	T. Hernández .472	C. Biggio .364	C. Biggio 14	E. Sogard 3	4 Players 3
				R. Urena 3	
2020	T. Hernández .579	C. Biggio .375	J. Villar 7	R. McGuire 4	3 Players 2
2021	V. Guerrero Jr. .601*	V. Guerrero Jr. .401*	B. Bichette 25	10 players 1	L. Gurriel Jr. 6
2022	T. Hernández .491	A. Kirk .372	G. Springer 14	R. Tapia 3	3 Players 5



Year	IBB	Pinch-Hits	Hitting Streaks
1977	R. Fairly	11 S. Ewing	10 R. Howell (May 10-25)
1978	R. Carty	5 O. Velez	8 D. McKay (May 19-June 2)
1979	J. Mayberry	7 O. Velez	5 A. Griffin (Aug. 28-Sept. 12)
1980	J. Mayberry	9 S. Braun	9 A. Griffin (Aug. 13-Sept. 1)
			J. Mayberry (May 31-June 18)
1981	A. Woods	5 W. Upshaw	4 D. Garcia (May 29-June 9)
1982	W. Upshaw	8 W. Nordhagen	11 D. Garcia (Aug. 4-21)
1983	C. Johnson	8 R. Mulliniks	10 D. Garcia (June 21-July 16)
	W. Upshaw	8	L. Moseby (July 27-Aug. 16)
1984	W. Upshaw	14 C. Johnson	11 D. Garcia (April 15-May 1)
1985	E. Whitt	9 R. Mulliniks	9 J. Barfield (May 8-26)
			D. Garcia (July 23-Aug. 10)
1986	J. Barfield	5 G. Iorg	10 D. Garcia (June 15-July 8)
		R. Leach	10
1987	G. Bell	7 R. Mulliniks	8 T. Fernandez (Aug. 23-Sept. 18)
1988	J. Barfield	6 R. Mulliniks	6 K. Gruber (June 22-July 4)
	L. Moseby	6	
1989	F. McGriff	12 B. Brenly	6 G. Bell (Aug. 8-31)
1990	F. McGriff	12 R. Mulliniks	8 T. Fernandez (April 10-25)
			K. Gruber (Sept. 10-25)
1991	J. Carter	12 P. Tabler	9 R. Alomar (May 24-June 9)
1992	J. Olerud	11 J. Olerud	4 D. Winfield (April 22-May 9)
1993	J. Olerud	33 T. Ward	2 J. Olerud (May 26-June 22)
1994	J. Olerud	12 M. Huff	3 J. Carter (April 12-28)
1995	J. Olerud	10 M. Huff	4 R. Alomar (Aug. 5-21)
1996	J. Olerud	6 R. Perez	5 O. Nixon (June 4-July 6)
1997	C. Delgado	9 C. Delgado	4 C. Delgado (Sept. 11-28)
1998	C. Delgado	13 F. Crespo	2 C. Delgado (May 21-June 9)
		D. Fletcher	2
		J. Samuel	2
1999	T. Fernandez	11 W. Greene	6 S. Green (June 29-July 31)
2000	C. Delgado	18 D. Fletcher	4 C. Delgado (June 4-29)
		T. Greene	4
2001	C. Delgado	22 T. Fernandez	16 J. Cruz Jr. (April 4-27)
2002	C. Delgado	18 D. Fletcher	4 V. Wells (June 7-26)
			S. Stewart (May 24-June 6)
2003	C. Delgado	23 T. Wilson	7 M. Bordick (July 18-Aug. 13)
			R. Johnson (Aug. 30-Sept. 23)
			V. Wells (June 6-28)
2004	C. Delgado	12 C. Gomez	4 V. Wells (May 8-26)
2005	E. Hinske	4 R. Adams	5 A. Hill (June 27-July 15)
		O. Hudson	5
2006	L. Overbay	7 F. Catalanotto	5 B. Molina (May 23-June 20)
2007	G. Zaun	8 M. Stairs	7 A. Hill (Sept. 14-end of season)
			F. Thomas (Aug. 20-Sept. 5)
2008	M. Stairs	9 M. Stairs	5 A. Rios (Aug. 30-Sept. 11)
2009	A. Lind	7 R. Barajas	3 S. Rolen (June 8-July 8)
2010	L. Overbay	7 4 Players	1 A. Lind (July 1-22)
			V. Wells (May 21-June 6)
2011	J. Bautista	24* 10 Players tied	1 E. Encarnacion (July 31-Aug. 14)
2012	E. Encarnacion	12 D. Cooper	4 3 players tied
2013	E. Encarnacion	7 A. Lind	7 B. Lawrie (July 29-Aug. 9)
2014	J. Bautista	11 A. Lind	5 M. Cabrera (March 31-April 15)
		D. Navarro	5
2015	Encarnacion	5 J. Smoak	6 E. Encarnacion (July 26-Aug. 31)
2016	J. Donaldson	6 D. Barney	3 D. Travis (Sept. 3-20)
		J. Smoak	3
2017	J. Bautista	3 E. Carrera	6 D. Travis (May 14-29)
	J. Smoak	3	
2018	K. Morales	5 C. Granderson	6 J. Smoak (July 25-Aug. 9)
2019	J. Smoak	3 B. McKinney	2 B. Bichette (July 29-Aug. 8)
	R. Tellez	3 R. Tellez	2 Randal Grichuk (Sept. 6-19)
2020	4 Players	1 T. Hernández	2 T. Hernández (Aug. 20-Sept. 3)
2021	V. Guerrero Jr.	7 C. Dickerson	3 V. Guerrero Jr. (Aug. 23-Sept. 6)
		A. Kirk	3
2022	V. Guerrero Jr.	6 A. Kirk	4 V. Guerrero Jr. (July 15-Aug. 13)



PITCHING LEADERS

* League Leader

Bold = Club Record

Year	W	L	ERA (MIN. 1 INN/GM)	G	
1977	D. Lemanczyk	13	J. Garvin 18	J. Garvin 4.19	P. Vuckovich 53
1978	J. Clancy	10	J. Jefferson 16	J. Clancy 4.09	T. Murphy 50
1979	T. Underwood	9	P. Huffman 18	T. Underwood 3.69	T. Buskey 44
1980	J. Clancy	13	J. Clancy 16	J. Clancy 3.30	J. Garvin 61
1981	D. Stieb	11	L. Leal 13	D. Stieb 3.19	J. McLaughlin 40
1982	D. Stieb	17	L. Leal 15	D. Stieb 3.25	D. Murray 56
1983	D. Stieb	17	J. Gott 14	D. Stieb 3.04	J. McLaughlin 50
1984	D. Alexander	17	J. Clancy 15	D. Stieb 2.83	J. Key 63
1985	D. Alexander	17	D. Stieb 13	D. Stieb 2.48*	G. Lavelle 69
1986	J. Clancy	14	J. Clancy 14	J. Key 3.57	M. Eichhorn 69
	J. Key	14			
	M. Eichhorn	14			
1987	J. Key	17	J. Clancy 11	J. Key 2.76*	M. Eichhorn 89
1988	D. Stieb	16	J. Clancy 13	D. Stieb 3.04	D. Ward 64
			M. Flanagan 13		
1989	D. Stieb	17	J. Key 14	J. Cerutti 3.07	D. Ward 66
1990	D. Stieb	18	T. Stottlemyre 17	D. Stieb 2.93	D. Ward 73
1991	J. Key	17	J. Key 12	J. Key 3.05	D. Ward 81
1992	J. Morris	21	J. Key 13	J. Guzman 2.64	D. Ward 79
1993	P. Hentgen	19	T. Stottlemyre 12	P. Hentgen 3.87	D. Ward 71
			J. Morris 12		
1994	P. Hentgen	13	J. Guzman 11	P. Hentgen 3.40	T. Castillo 41
1995	A. Leiter	11	J. Guzman 14	A. Leiter 3.64	T. Castillo 55
			P. Hentgen 14		
1996	P. Hentgen	20	E. Hanson 17	J. Guzman 2.93*	M. Timlin 59
1997	R. Clemens	21*	W. Williams 14	R. Clemens 2.05*	P. Quantrill 77
1998	R. Clemens	20*	J. Guzman 12	R. Clemens 2.65*	P. Quantrill 82
1999	D. Wells	17	P. Hentgen 12	P. Hentgen 4.74	G. Lloyd 74
2000	D. Wells	20*	K. Escobar 15	D. Wells 4.11	B. Koch 68
					P. Quantrill 68
2001	C. Carpenter	11	C. Carpenter 11	C. Carpenter 4.09	P. Quantrill 80*
	E. Loaiza	11	E. Loaiza 11		
	P. Quantrill	11			
2002	R. Halladay	19	E. Loaiza 10	R. Halladay 2.93	K. Escobar 76
2003	R. Halladay 22*		C. Lidle 15	R. Halladay 3.25	T. Miller 79*
2004	T. Lilly	12	M. Batista 13	T. Lilly 4.06	J. Frasor 63
2005	G. Chacin	13	J. Towers 12	R. Halladay 2.41	S. Schoeneweis 80
	J. Towers	13			
2006	R. Halladay	16	T. Lilly 13	R. Halladay 3.19	B. J. Ryan 65
2007	R. Halladay	16	D. McGowan 10	R. Halladay 3.71	S. Downs 81*
			J. Towers 10		
2008	R. Halladay	20	R. Halladay 11	R. Halladay 2.78	J. Carlson 69
2009	R. Halladay	17	S. Richmond 11	R. Halladay 2.79	J. Carlson 73
2010	B. Cecil	15	R. Romero 9	S. Marcum 3.64	S. Camp 70
2011	R. Romero	15	3 players 11	R. Romero 2.92	S. Camp 67
2012	B. Morrow	10	H. Alvarez 14	H. Alvarez 4.85	C. Janssen 62
			R. Romero 14		D. Oliver 62
2013	R. Dickey	14	R. Dickey 13	M. Buehrle 4.15	A. Loup 64
2014	R. Dickey	14	R. Dickey 13	M. Buehrle 3.39	A. Loup 71
			D. Hutchison 13		
2015	M. Buehrle	15	R. Dickey 11	M. Estrada 3.13	R. Osuna 68
2016	J. Happ	20	R. Dickey 15	A. Sanchez 3.00*	R. Osuna 72
2017	M. Stroman	13	J. Biagini 13	M. Stroman 3.09	R. Tepera 73
2018	J.A. Happ	10	M. Estrada 14	None	T. Clippard 73
2019	3 Players	6	A. Sanchez 14	None	T. Mayza 68
2020	H. Ryu	5	S. Yamaguchi 4	H. Ryu 2.69	A. Bass 26
2021	S. Matz	14	H. Ryu 10	R. Ray 2.84*	J. Romano 62
	H. Ryu	14			
2022	A. Manoah	16	K. Gausman 10	A. Manoah 2.24	A. Cimber 77*

BIographies

LAST SEASON

HISTORY

RECORDS

OPPONENTS

PLAYER DEV.

MEDIA & MISC.



Year	GS	CG	SV	SHO
1977	J. Garvin 34 D. Lemanczyk 34	J. Garvin 12	P. Vuckovich 8	3 pitchers 1
1978	3 Players 30	J. Jefferson 9	V. Cruz 9	J. Jefferson 2
1979	T. Underwood 32	T. Underwood 12	T. Buskey 7	D. Lemanczyk 3
1980	J. Clancy 34	J. Clancy 15	J. Garvin 8	D. Steib 4
1981	D. Steib 25	D. Steib 11	J. McLaughlin 10	D. Steib 2
1982	J. Clancy 40*	D. Steib 19	D. Murray 11	D. Steib 5
1983	D. Steib 36	D. Steib 14	R. Moffitt 10	D. Steib 4
1984	J. Clancy 36*	D. Alexander 11 D. Steib 11	R.L. Jackson 10 J. Key 10	3 tied at 2
1985	D. Alexander 36 D. Steib 36	D. Steib 8	B. Caudill 14	D. Steib 2
1986	J. Key 35	J. Clancy 6	T. Henke 27	J. Clancy 3
1987	J. Clancy 37	J. Key 8	T. Henke 34*	3 pitchers 1
1988	M. Flanagan 34	D. Steib 8	T. Henke 25	D. Steib 4
1989	D. Steib 33 J. Key 33	J. Key 5	T. Henke 20	D. Steib 2
1990	D. Steib 33 T. Stottlemyre 33	T. Stottlemyre 4	T. Henke 32	D. Steib 2
1991	T. Stottlemyre 34	T. Candiotti 3	T. Henke 32	J. Key 2
1992	J. Morris 34	J. Morris 6 T. Stottlemyre 6	T. Henke 34	J. Key 2 T. Stottlemyre 2
1993	J. Guzman 33	J. Morris 4	D. Ward 45	4 pitchers 1
1994	J. Guzman 25	P. Hentgen 6	D. Hall 17	P. Hentgen 3
1995	P. Hentgen 30	D. Cone 5	T. Castillo 13	D. Cone 2
1996	E. Hanson 35 P. Hentgen 35	P. Hentgen 10	M. Timlin 31	P. Hentgen 3
1997	P. Hentgen 35	R. Clemens 9* P. Hentgen 9*	K. Escobar 14	R. Clemens 3* P. Hentgen 3*
1998	R. Clemens 33	R. Clemens 5	R. Myers 28	R. Clemens 3
1999	P. Hentgen 34 D. Wells 34	D. Wells 7*	B. Koch 31	3 pitchers 1
2000	D. Wells 35*	D. Wells 9*	B. Koch 33	3 pitchers 1
2001	C. Carpenter 34	C. Carpenter 3	B. Koch 36	C. Carpenter 2
2002	R. Halladay 34	E. Loaiza 3	K. Escobar 38	R. Halladay 1 E. Loaiza 1
2003	R. Halladay 36*	R. Halladay 9*	A. Lopez 14	R. Halladay 2*
2004	T. Lilly 32	T. Lilly 2 M. Batista 2	J. Frasor 17	4 pitchers 1
2005	G. Chacin 34	R. Halladay 5	M. Batista 31	R. Halladay 2
2006	R. Halladay 32 T. Lilly 32	R. Halladay 4	B.J. Ryan 38	A.J. Burnett 1
2007	R. Halladay 31	R. Halladay 7*	J. Accardo 30	R. Halladay 1 D. McGowan 1
2008	A. Burnett 34	R. Halladay 9*	B.J. Ryan 32	R. Halladay 2 J. Listch 2
2009	R. Halladay 32	R. Halladay 9*	J. Frasor 11	R. Halladay 4*
2010	R. Romero 32	R. Romero 3	K. Gregg 37	B. Morrow 1 R. Romero 1
2011	R. Romero 32	R. Romero 4	F. Francisco 17	R. Romero 2
2012	R. Romero 32	B. Morrow 3	C. Janssen 22	B. Morrow 3
2013	R. Dickey 34	R. Dickey 3	C. Janssen 34	R. Dickey 1 M. Buehrle 1
2014	R. Dickey 34	3 players 1	C. Janssen 25	D. Hutchison 1 M. Stroman 1
2015	R. Dickey 33	M. Buehrle 4	R. Osuna 20	M. Buehrle 1 D. Hutchison 1
2016	J. Happ 32 M. Stroman 32	None	R. Osuna 36	None
2017	M. Estrada 33 M. Stroman 33	M. Stroman 2	R. Osuna 39	None
2018	M. Estrada 28	None	K. Giles 14	None
2019	T. Thornton 29	R. Feierabend 1	K. Giles 23	None
2020	H. Ryu 12	None	A. Bass 7	None
2021	R. Ray 32*	H. Ryu 1	J. Romano 23	H. Ryu 1
2022	J. Berrios 32	None	J. Romano 36	None



Year	IP	SO	BB			
1977	D. Lemanczyk	252.0	J. Garvin	127	D. Lemanczyk	87
1978	J. Jefferson	211.2	T. Underwood	139	J. Clancy	91
1979	T. Underwood	227.0	T. Underwood	127	T. Underwood	95
1980	J. Clancy	250.2	J. Clancy	152	J. Clancy	128
1981	D. Steib	183.2	D. Steib	89	J. Clancy	64
1982	D. Steib	288.1	D. Steib	141	L. Leal	79
1983	D. Steib	278.0	D. Steib	187	D. Steib	83
1984	D. Steib	267.0	D. Steib	198	Clancy/Stieb	88
1985	D. Steib	265.0	D. Steib	167	D. Steib	96
1986	J. Key	232.0	M. Eichhorn		D. Steib	87
1987	J. Key	261.0	J. Clancy	180	D. Steib	87
1988	M. Flanagan	211.0	D. Steib	147	M. Flanagan	80
1989	J. Key	216.0	D. Ward	122	D. Steib	76
1990	D. Steib	208.2	D. Steib	125	T. Stottlemyre	69
1991	T. Stottlemyre	219.0	D. Ward	132	T. Stottlemyre	75
1992	J. Morris	240.2	J. Guzman	165	J. Morris	80
1993	J. Guzman	221.0	J. Guzman	194	J. Guzman	110
1994	P. Hentgen	174.2	P. Hentgen	147	J. Guzman	76
1995	P. Hentgen	202.2	A. Leiter	153	A. Leiter	108
1996	P. Hentgen	265.2	P. Hentgen	177	E. Hanson	102
1997	R. Clemens	264.0	R. Clemens	292*	P. Hentgen	71
	P. Hentgen	264.0				
1998	R. Clemens	234.2	R. Clemens	271*	R. Clemens	88
1999	D. Wells	231.2	D. Wells	169	K. Escobar	81
2000	D. Wells	229.2	D. Wells	166	K. Escobar	85
2001	C. Carpenter	215.2	C. Carpenter	157	C. Carpenter	75
2002	R. Halladay	239.1	R. Halladay	168	J. Miller	66
2003	R. Halladay	266.0*	R. Halladay	204	K. Escobar	78
2004	M. Batista	198.2	T. Lilly	168	M. Batista	96
2005	J. Towers	208.2	G. Chacin	121	G. Chacin	70
2006	R. Halladay	220.0	T. Lilly	160	T. Lilly	81
2007	R. Halladay	225.1	A. Burnett	176	A. Burnett	66
2008	R. Halladay	246.0*	A. Burnett	231*	A. Burnett	86
2009	R. Halladay	239.0	R. Halladay	208	R. Romero	79
2010	R. Romero	210.0	B. Morrow	178	R. Romero	82
2011	R. Romero	225.0	B. Morrow	203	R. Romero	80
2012	H. Alvarez	187.1	R. Romero	124	R. Romero	105*
2013	R. Dickey	224.2	R. Dickey	177	R. Dickey	71
2014	R. Dickey	215.2	D. Hutchison	184	R. Dickey	74
2015	R. Dickey	214.1	M. Estrada	131	R. Dickey	61
2016	M. Stroman	204.0	M. Stroman	166	M. Estrada	65
2017	M. Stroman	201.0	M. Estrada	176	M. Estrada	71
2018	M. Estrada	143.2	J.A. Happ	130	A. Sanchez	58
2019	T. Thornton	154.1	T. Thornton	149	T. Thornton	61
2020	H. Ryu	67.0	H. Ryu	72	T. Roark	23
2021	R. Ray	193.1*	R. Ray	248*	R. Ray	52
2022	A. Manoah	196.2	K. Gausman	205	Y. Kikuchi	58

OVER-UNDER

In 2009, the Jays became the first American League club since the 1918 Chicago White Sox and just the 8th MLB team, all-time, to finish a season at least 10 games below the .500 mark while scoring more runs than they had allowed.

Year	Club	Record	Run Differential
1907	Cincinnati Reds	66-87	526+/519- (7)
1918	Chicago White Sox	57-67	457+/446- (11)
1953	New York Giants	70-84	768+/747- (21)
1972	San Francisco Giants	69-86	662+/649- (13)
1980	St. Louis Cardinals	74-88	738+/710- (28)
1984	Pittsburgh Pirates	75-87	615+/567- (48)
2001	Colorado Rockies	73-89	923+/906- (17)
2009	Toronto Blue Jays	75-87	798+/771- (27)



FIELDING PERCENTAGE – LEAGUE LEADERS

YEAR	PLAYER	POSITION	FLD%
1984	Rance Mulliniks	3B	.968
1985	Rance Mulliniks	3B	.971
1986	Rance Mulliniks	3B	.975
	Tony Fernandez	SS	.983
1988	Fred McGriff	1B	1.000
1989	Tony Fernandez	SS	.992
1990	Manuel Lee	2B	.993
1991	Devon White	CF	.998
1995	Roberto Alomar	2B	.994
1997	Alex Gonzalez	SS	.986
2004	Vernon Wells	CF	.997
	Eric Hinske	3B	.978
2005	Vernon Wells	CF	1.000
2009	Lyle Overbay	1B	.998
2010	Vernon Wells	CF	1.000
2018	Justin Smoak	1B	.999
2022	Matt Chapman	3B	.988

19 Blue Jays pitchers have led or tied for league lead in fielding (min. 35 chances).

SHUTOUTS

The Blue Jays have played 105 games that have resulted in a 1-0 decision and are 57-48 in those contests.

Year by Year	W	L	Year by Year	W	L
1977	3	15	2001	10	9
1978	5	19	2002	6	6
1979	7	15	2003	6	5
1980	9	12	2004	11	12
1981	4	20	2005	8	14
1982	13	9	2006	6	6
1983	8	8	2007	9	4
1984	10	4	2008	13	12
1985	9	4	2009	10	5
1986	12	6	2010	11	8
1987	8	10	2011	10	8
1988	17	3	2012	11	9
1989	12	7	2013	11	8
1990	9	10	2014	16	11
1991	16	9	2015	10	5
1992	14	10	2016	10	8
1993	11	1	2017	6	9
1994	4	4	2018	3	11
1995	8	10	2019	7	12
1996	7	9	2020	1	2
1997	16	11	2021	14	3
1998	11	4	2022	10	8
1999	9	8	Total	425	390
2000	4	7			

2-0 in WORLD SERIES PLAY

In 1993 the Toronto Blue Jays won the World Series and became just the 4th team in history to go undefeated in their first two trips to the Fall Classic.

- 1903, 1912 Boston Red Sox
- 1906, 1917 Chicago White Sox
- 1920, 1948 Cleveland Indians
- 1992, 1993 Toronto Blue Jays**
- 1997, 2003 Florida Marlins



SINGLE SEASON

BATTING DEPARTMENTS

BATTING AVERAGE (450PA)

1. John Olerud	1993	.363
2. Carlos Delgado	2000	.344
3. Paul Molitor	1994	.341
4. Paul Molitor	1999	.332
5. Tony Fernandez	1993	.328
6. Roberto Alomar	1993	.326
7. Tony Fernandez	1987	.322
8. Tony Fernandez	1998	.321
9. Homer Bush	1999	.320
10. Shannon Stewart	2000	.319

GAMES

1. Tony Fernandez	1986	163
2. Marcus Semien	2021	162
Carlos Delgado	2001	162
Carlos Delgado	2000	162
Jose Cruz	2000	162
Joe Carter	1991	162
Alfredo Griffin	1983	162
Alfredo Griffin	1982	162
Rick Bosetti	1979	162
10. 9 Players		161

HITS

1. Vernon Wells	2003	215
2. Tony Fernandez	1986	213
3. Paul Molitor	1993	211
4. Shannon Stewart	2001	202
5. John Olerud	1993	200
6. George Bell	1986	198
7. Carlos Delgado	2000	196
8. Aaron Hill	2009	195
9. Roberto Alomar	1993	192
10. Bo Bichette	2021	191
Alex Rios	2007	191

AT-BATS

1. Tony Fernandez	1986	687
2. Aaron Hill	2009	682
3. Vernon Wells	2003	678
4. Alfredo Griffin	1980	653
5. Bo Bichette	2022	652
Marcus Semien	2021	652
7. Tony Fernandez	1988	648
8. Alex Rios	2007	643
9. Devon White	1991	642
10. Devon White	1992	641
George Bell	1986	641

RUNS

1. Shawn Green	1999	134
2. Vladimir Guerrero Jr.	2021	123
3. Josh Donaldson	2015	122
Josh Donaldson	2016	122
5. Bo Bichette	2021	121
Paul Molitor	1993	121
7. Vernon Wells	2003	118
8. Carlos Delgado	2003	117
9. Devon White	1993	116
10. Marcus Semien	2021	115
Carlos Delgado	2000	115

DOUBLES

1. Carlos Delgado	2000	57
2. John Olerud	1993	54
3. Vernon Wells	2003	49
4. Aaron Hill	2007	47
Alex Rios	2008	47
6. Lyle Overbay	2006	46
Adam Lind	2009	46
8. Eric Hinske	2003	45
Shawn Green	1999	45
10. Shannon Stewart	2001	44
Vernon Wells	2010	44

TRIPLES

1. Tony Fernandez	1990	17
2. Dave Collins	1984	15
Lloyd Moseby	1984	15
Alfredo Griffin	1980	15
5. Roberto Alomar	1991	11
6. Devon White	1991	10
Tony Fernandez	1985	10
Alfredo Griffin	1979	10
9. 8 Players		9

HOME RUNS

1. Jose Bautista	2010	54
2. Vladimir Guerrero Jr.	2021	48
3. George Bell	1987	47
4. Jose Canseco	1998	46
5. Marcus Semien	2021	45
6. Carlos Delgado	1999	44
7. Jose Bautista	2011	43
8. Carlos Delgado	2003	42
Edwin Encarnacion	2012	42
Edwin Encarnacion	2016	42
Shawn Green	1999	42

TOTAL BASES

1. Carlos Delgado	2000	378
2. Vernon Wells	2003	373
3. George Bell	1987	369
4. Vladimir Guerrero Jr.	2021	363
5. Shawn Green	1999	361
6. Josh Donaldson	2015	352
7. Jose Bautista	2010	351
7. Marcus Semien	2021	351
9. George Bell	1986	341
10. Aaron Hill	2009	340

RUNS BATTED IN

1. Carlos Delgado	2003	145
2. Carlos Delgado	2000	137
3. Carlos Delgado	1999	134
George Bell	1987	134
5. Edwin Encarnacion	2016	127
6. Jose Bautista	2010	124
7. Shawn Green	1999	123
Josh Donaldson	2015	123
9. Joe Carter	1993	121
10. Joe Carter	1992	119

TIMES ON BASE

1. Carlos Delgado	2000	334
2. John Olerud	1993	321
3. Carlos Delgado	2003	300
4. Jose Bautista	2011	293
5. Paul Molitor	1993	291
6. Carlos Delgado	2001	287
7. Josh Donaldson	2016	282
8. Vladimir Guerrero Jr.	2021	280
9. Roberto Alomar	1993	277
10. Fred McGriff	1989	271
Jose Bautista	2014	271

STOLEN BASES

1. Dave Collins	1984	60
2. Roberto Alomar	1993	55
3. Otis Nixon	1996	54
Damaso Garcia	1982	54
5. Roberto Alomar	1991	53
6. Shannon Stewart	1998	51
7. Roberto Alomar	1992	49
8. Otis Nixon	1997	47
9. Damaso Garcia	1984	46
Rajai Davis	2012	46

BASE ON BALLS

1. Jose Bautista	2011	132
2. Carlos Delgado	2000	123
3. Fred McGriff	1989	119
4. John Olerud	1993	114
5. Carlos Delgado	2001	111
6. Jose Bautista	2015	110
7. Carlos Delgado	2003	109
Josh Donaldson	2016	109
8. Jose Bautista	2014	104
9. Carlos Delgado	2002	102
10. Jose Bautista	2010	100

IBB

1. John Olerud	1993	33
2. Jose Bautista	2011	24
3. Carlos Delgado	2003	23
4. Carlos Delgado	2001	22
5. Carlos Delgado	2002	18
Carlos Delgado	2000	18
7. Willie Upshaw	1984	14
8. Carlos Delgado	1998	13
9. 5 Players		12

HBP

1. Shea Hillenbrand	2005	22
2. Reed Johnson	2006	21
3. Reed Johnson	2003	20
4. Carlos Delgado	2003	19
5. Josh Phelps	2003	17
Charlie O'Brien	1996	17
7. Carlos Delgado	2001	16
Reed Johnson	2005	16
9. Carlos Delgado	2000	15
Carlos Delgado	1999	15
Shannon Stewart	1998	15
Ed Sprague	1995	15

SLUGGING PCT (450PA)

1. Carlos Delgado	2000	.664
2. Jose Bautista	2010	.617
3. Jose Bautista	2011	.608
4. George Bell	1987	.605
5. Vladimir Guerrero Jr.	2021	.601
6. John Olerud	1993	.599
7. Carlos Delgado	2003	.593
8. Carlos Delgado	1998	.592
9. Shawn Green	1999	.588
10. Carlos Delgado	1999	.571



ON BASE PCT (450PA)

1. John Olerud	1993	.473
2. Carlos Delgado	2000	.470
3. Jose Bautista	2011	.447
4. Tony Fernandez	1999	.427
5. Carlos Delgado	2003	.426
6. Paul Molitor	1994	.410
7. Roberto Alomar	1993	.408
Carlos Delgado	2001	.408
9. Carlos Delgado	2002	.406
10. Roberto Alomar	1992	.405

OPS (450PA)

1. Carlos Delgado	2000	1.134
2. John Olerud	1993	1.072
3. Jose Bautista	2011	1.056
4. Carlos Delgado	2003	1.019
5. Vladimir Guerrero Jr.	2021	1.002
6. Jose Bautista	2010	.995
7. Carlos Delgado	1998	.978
8. Shawn Green	1999	.972
9. George Bell	1987	.957
10. Carlos Delgado	2002	.955

HITTING STREAKS (G)

1. Shawn Green	1999	28
2. John Olerud	1993	26
Shannon Stewart	1999	26
Edwin Encarnacion	2015	26
5. Scott Rolen	2009	25
6. Vladimir Guerrero Jr.	2022	22
George Bell	1989	22
Carlos Delgado	2000	22
9. Damoso Garcia	1983	21
Lloyd Moseby	1983	21
Dave Martinez	2000	21
Socrates Brito	2019	21

HITLESS STREAKS (AB)

1. Ed Sprague	1994	35
Danny Janssen	2021	35
3. Alex Gonzalez	1996	33
4. Buck Martinez	1985	32
5. Mike Stanley	1998	30
6. Carlos Delgado	1998	29
Devon Travis	2017	29
Kendryks Morales	2018	29
9. Tomas Perez	1997	28
Russ Adams	2005	28

PITCHING DEPARTMENTS

ERA (MIN. 162IP)

1. Roger Clemens	1997	2.05
2. Alek Manoah	2022	2.24
3. Dave Stieb	1985	2.48
4. Juan Guzman	1992	2.64
5. Roger Clemens	1998	2.65
6. Jimmy Key	1987	2.76
7. Roy Halladay	2008	2.78
8. Roy Halladay	2009	2.79
9. Dave Stieb	1984	2.83
10. Robbie Ray	2021	2.84

WINS

1. Roy Halladay	2003	22
2. Roger Clemens	1997	21
Jack Morris	1992	21
4. David Wells	2000	20
Roger Clemens	1998	20
Pat Hentgen	1996	20
Roy Halladay	2008	20
J.A. Happ	2016	20
9. Roy Halladay	2002	19
Pat Hentgen	1993	19

LOSSES

1. Phil Huffman	1979	18
Jerry Garvin	1977	18
3. Erik Hanson	1996	17
Todd Stottlemyre	1990	17
Jesse Jefferson	1977	17
6. Jim Clancy	1980	16
Tom Underwood	1979	16
Jesse Jefferson	1978	16
Dave Lemanczyk	1977	16
10. 6 players tied		15

GAMES PITCHED

1. Mark Eichhorn	1987	89
2. Paul Quantrill	1998	82
3. Duane Ward	1991	81
Scott Downs	2007	81
5. Paul Quantrill	2001	80
S. Schoenweis	2005	80
7. Trevor Miller	2003	79
Duane Ward	1992	79
9. Dan Plesac	1998	78
10. Adam Cimber	2022	77
Paul Quantrill	1997	77

GAMES STARTED

1. Jim Clancy	1982	40
2. Luis Leal	1982	38
Dave Stieb	1982	38
4. Jim Clancy	1987	37
5. Roy Halladay	2003	36
Jimmy Key	1987	36
Doyle Alexander	1985	36
Dave Stieb	1985	36
Jim Clancy	1984	36
Dave Stieb	1983	36

COMPLETE GAMES

1. Dave Stieb	1982	19
2. Jim Clancy	1980	15
3. Dave Stieb	1983	14
Dave Stieb	1980	14
5. Tom Underwood	1979	12
Jerry Garvin	1977	12
7. Doyle Alexander	1984	11
Dave Stieb	1984	11
Jim Clancy	1983	11
Jim Clancy	1982	11
Dave Stieb	1981	11
Dave Lemanczyk	1979	11
Dave Lemanczyk	1977	11

SHUTOUTS

1. Duane Ward	1992	5
2. Dave Stieb	1988	4
Dave Stieb	1983	4
Dave Stieb	1980	4
Roy Halladay	2009	4
5. Brandon Morrow	2012	3
Roger Clemens	1998	3
Roger Clemens	1997	3
Pat Hentgen	1997	3
Pat Hentgen	1996	3
Pat Hentgen	1994	3
Jim Clancy	1986	3
Jim Clancy	1982	3
Dave Lemanczyk	1979	3

SAVES

1. Duane Ward	1993	45
2. Roberto Osuna	2017	39
3. B.J. Ryan	2006	38
Kelvin Escobar	2002	38
5. Kevin Gregg	2010	37
6. Jordan Romano	2022	36
Billy Koch	2001	36
Roberto Osuna	2016	36
9. Tom Henke	1992	34
Tom Henke	1987	34
Casey Janssen	2013	34

SV PCT

(Min. 20 SVO)

1. Jordan Romano	2021	95.8 (23-24)
Ken Giles	2019	95.8 (23-24)
3. Casey Janssen	2013	94.4 (34-36)
4. Tom Henke	1992	91.9 (34-37)
5. Tom Henke	1991	91.4 (32-35)
6. BJ Ryan	2006	90.5 (38-42)
7. BJ Ryan	2008	88.9 (32-36)
8. Billy Koch	1999	88.6 (31-35)
9. Duane Ward	1993	88.2 (45-51)
10. Casey Janssen	2012	88.0 (22-25)

95.8 (23-24)

94.4 (34-36)

91.9 (34-37)

91.4 (32-35)

90.5 (38-42)

88.9 (32-36)

88.6 (31-35)

88.2 (45-51)

88.0 (22-25)

INNINGS PITCHED

1. Dave Stieb	1982	288.1
2. Dave Stieb	1983	278.0
3. Dave Stieb	1984	267.0
4. Jim Clancy	1982	266.2
5. Roy Halladay	2003	266.0
6. Pat Hentgen	1996	265.2
7. Dave Stieb	1985	265.0
8. Roger Clemens	1997	264.0
Pat Hentgen	1997	264.0
10. Doyle Alexander	1984	261.2

BASE ON BALLS

1. Jim Clancy	1980	128
2. Juan Guzman	1993	110
3. Al Leiter	1995	108
4. Ricky Romero	2012	105
5. Erik Hanson	1996	102
6. Miguel Batista	2005	96
Dave Stieb	1985	96
8. Tom Underwood	1979	95
9. Pat Hentgen	1996	94
10. Dave Stieb	1983	93

STRIKEOUTS

1. Roger Clemens	1997	292
2. Roger Clemens	1998	271
3. Robbie Ray	2021	248
4. A.J. Burnett	2008	231
5. Roy Halladay	2009	208
6. Roy Halladay	2008	206
7. Kevin Gausman	2022	205
8. Roy Halladay	2003	204
9. Brandon Morrow	2011	203
10. Dave Stieb	1984	198

W-L PCT

(Min. 15 decisions)

1. Aaron Sanchez	2016	.882 (15-2)
2. J.A. Happ	2016	.833 (20-4)
3. Juan Guzman	1993	.824 (14-3)
4. Jack Morris	1992	.778 (21-6)
5. Roger Clemens	1998	.769 (20-6)
6. Roy Halladay	2006	.762 (16-5)
Juan Guzman	1992	.762 (16-5)
8. Roy Halladay	2003	.759 (22-7)
9. Dave Stieb	1990	.750 (18-6)
Roy Halladay	2005	.750 (12-4)
Roger Clemens	1997	.750 (21-7)

WINS BY RELIEVER

1. Mark Eichorn	1986	14
2. Jeff Musselman	1987	12
3. Paul Quantrill	2007	11
Dennis Lamp	1985	11
5. Adam Cimber	2022	10
Mark Eichorn	1987	10
Mike Timlin	1991	10
8. Tom Henke	1986	9
Duane Ward	1988	9
Billy Koch	2000	9



BATTING DEPARTMENTS

GAMES

1. Tony Fernandez	1450
2. Carlos Delgado	1423
3. Vernon Wells	1393
4. Lloyd Moseby	1392
5. Jose Bautista	1235
6. Ernie Whitt	1218
7. George Bell	1181
8. Rance Mulliniks	1115
Willie Upshaw	1115
10. Joe Carter	1039

AT-BATS

1. Vernon Wells	5470
2. Tony Fernandez	5335
3. Lloyd Moseby	5124
4. Carlos Delgado	5008
5. George Bell	4528
6. Jose Bautista	4364
7. Joe Carter	4093
8. Willie Upshaw	3710
9. Edwin Encarnacion	3645
10. Shannon Stewart	3625

RUNS

1. Carlos Delgado	889
2. Jose Bautista	790
4. Vernon Wells	789
4. Lloyd Moseby	768
5. Tony Fernandez	704
6. George Bell	641
7. Shannon Stewart	595
8. Edwin Encarnacion	593
9. Joe Carter	578
10. Willie Upshaw	538

HITS

1. Tony Fernandez	1583
2. Vernon Wells	1529
3. Carlos Delgado	1413
4. Lloyd Moseby	1319
5. George Bell	1294
6. Jose Bautista	1103
7. Shannon Stewart	1082
8. Joe Carter	1051
9. Damaso Garcia	1028
10. Willie Upshaw	982

DOUBLES

1. Carlos Delgado	343
2. Vernon Wells	339
3. Tony Fernandez	291
4. Lloyd Moseby	242
5. George Bell	237
6. Shannon Stewart	222
7. Jose Bautista	219
8. Joe Carter	218
9. John Olerud	213
10. Rance Mulliniks	204

TRIPLES

1. Tony Fernandez	72
2. Lloyd Moseby	60
3. Alfredo Griffin	50
4. Willie Upshaw	42
5. Roberto Alomar	36
Alex Rios	36
7. Devon White	34
Shannon Stewart	34
9. George Bell	32
10. Vernon Wells	30

HOME RUNS

1. Carlos Delgado	336
2. Jose Bautista	288
3. Edwin Encarnacion	239
4. Vernon Wells	223
5. Joe Carter	203
6. George Bell	202
7. Jesse Barfield	179
8. Lloyd Moseby	149
9. Adam Lind	146
10. Ernie Whitt	131

EXTRA BASE HITS

1. Carlos Delgado	690
2. Vernon Wells	592
3. Jose Bautista	519
4. George Bell	471
5. Lloyd Moseby	451
6. Joe Carter	449
7. Edwin Encarnacion	445
8. Tony Fernandez	423
9. Jesse Barfield	368
10. Adam Lind	354

RUNS BATTED IN

1. Carlos Delgado	1058
2. Vernon Wells	813
3. Jose Bautista	766
4. George Bell	740
5. Joe Carter	736
6. Edwin Encarnacion	679
7. Lloyd Moseby	651
8. Tony Fernandez	613
9. Jesse Barfield	527
10. Adam Lind	519

SACRIFICE HITS

1. Alfredo Griffin	74
2. Alex Gonzalez	64
3. Roberto Alomar	39
4. Lloyd Moseby	38
5. Tony Fernandez	34
John McDonald	34
7. Al Woods	31
8. Manuel Lee	28
9. Damaso Garcia	27
Willie Upshaw	27

SACRIFICE FLIES

1. Joe Carter	65
2. Carlos Delgado	61
3. George Bell	59
4. Vernon Wells	56
5. Jose Bautista	44
Tony Fernandez	44
7. Edwin Encarnacion	41
8. Lloyd Moseby	40
9. Ernie Whitt	36
10. Kelly Gruber	35
John Olerud	35

STOLEN BASES

1. Lloyd Moseby	255
2. Roberto Alomar	206
3. Damaso Garcia	194
4. Tony Fernandez	172
5. Shannon Stewart	166
6. Devon White	126
7. Rajai Davis	125
8. Alex Rios	112
9. Otis Nixon	101
10. Dave Collins	91

WALKS

1. Carlos Delgado	827
2. Jose Bautista	803
3. Lloyd Moseby	547
4. John Olerud	514
5. Edwin Encarnacion	477
6. Tony Fernandez	439
7. Rance Mulliniks	416
8. Vernon Wells	406
8. Ernie Whitt	403
10. Willie Upshaw	390

INTENTIONAL WALKS

1. Carlos Delgado	128
2. John Olerud	87
3. Jose Bautista	49
4. Willie Upshaw	46
5. Ernie Whitt	42
6. Lloyd Moseby	41
7. Joe Carter	39
8. George Bell	37
9. Edwin Encarnacion	36
10. Tony Fernandez	32

HIT BY PITCH

1. Carlos Delgado	122
2. Reed Johnson	80
3. Ed Sprague	68
4. Shannon Stewart	57
5. Jose Bautista	52
6. Lloyd Moseby	50
7. Joe Carter	49
8. Tony Fernandez	48
9. Edwin Encarnacion	39
10. George Bell	35
Kelly Gruber	35

TOTAL BASES

1. Carlos Delgado	2786
2. Vernon Wells	2597
3. Jose Bautista	2210
4. George Bell	2201
5. Tony Fernandez	2198
6. Lloyd Moseby	2128
7. Joe Carter	1934
8. Edwin Encarnacion	1904
9. Jesse Barfield	1672
10. Shannon Stewart	1594

BATTING AVERAGE
(Min. 3000 PA)

1. Roberto Alomar	.307
2. Shannon Stewart	.298
3. Tony Fernandez	.297
4. John Olerud	.293
5. Damaso Garcia	.288
6. George Bell	.286
7. Alex Rios	.285
8. Carlos Delgado	.282
9. Rance Mulliniks	.280
10. Vernon Wells	.280

ON-BASE PERCENTAGE
(Min. 3000 PA)

1. John Olerud	.395
2. Carlos Delgado	.392
3. Roberto Alomar	.382
4. Jose Bautista	.372
5. Rance Mulliniks	.365
6. Shannon Stewart	.365
7. Edwin Encarnacion	.355
8. Tony Fernandez	.353
9. Willie Upshaw	.336
10. Alex Rios	.335

SLUGGING PERCENTAGE
(Min. 3000 PA)

1. Carlos Delgado	.556
2. Edwin Encarnacion	.522
3. Jose Bautista	.506
4. George Bell	.486
5. Jesse Barfield	.483
6. Vernon Wells	.475
7. Joe Carter	.473
8. John Olerud	.471
9. Adam Lind	.466
10. Roberto Alomar	.451

OPS
(Min. 3000 PA)

1. Carlos Delgado	.949
2. Jose Bautista	.878
3. Edwin Encarnacion	.878
4. John Olerud	.866
5. Roberto Alomar	.833
6. Jesse Barfield	.817
7. George Bell	.811
8. Shannon Stewart	.805
9. Vernon Wells	.804
10. Adam Lind	.794



PITCHING DEPARTMENTS

ERA (Min. 1000IP)		WINS		LOSSES		GAMES		GAMES STARTED	
1. Dave Stieb	3.42	1. Dave Stieb	175	1. Jim Clancy	140	1. Jason Frasor	505	1. Dave Stieb	408
2. Jimmy Key	3.42	2. Roy Halladay	148	2. Dave Stieb	134	2. Duane Ward	452	2. Jim Clancy	345
3. Roy Halladay	3.43	3. Jim Clancy	128	3. Pat Hentgen	85	3. Tom Henke	446	3. Roy Halladay	287
4. David Wells	4.06	4. Jimmy Key	116	4. Jimmy Key	81	4. Dave Stieb	439	4. Jimmy Key	250
5. Juan Guzman	4.07	5. Pat Hentgen	107	5. Roy Halladay	76	5. Casey Janssen	389	5. Pat Hentgen	238
6. Jim Clancy	4.10	6. David Wells	84	6. Todd Stottlemyre	70	6. Paul Quantrill	386	6. Juan Guzman	195
7. Pat Hentgen	4.28	7. Juan Guzman	76	7. Juan Guzman	62	7. Aaron Loup	369	7. Todd Stottlemyre	175
8. Todd Stottlemyre	4.39	8. Todd Stottlemyre	69	8. Luis Leal	58	8. Jim Clancy	352	8. Luis Leal	151
		9. J.A. Happ	59	9. Jesse Jefferson	56	9. Scott Downs	347	9. David Wells	138
		10. Kelvim Escobar	58	10. Kelvim Escobar	55	10. Brett Cecil	330	10. Chris Carpenter	135
				David Wells	55				

COMPLETE GAMES		SHUTOUTS		SAVES		INNINGS PITCHED		BASE ON BALLS	
1. Dave Stieb	103	1. Dave Stieb	30	1. Tom Henke	217	1. Dave Stieb	2873.0	1. Dave Stieb	1020
2. Jim Clancy	73	2. Roy Halladay	15	2. Duane Ward	121	2. Jim Clancy	2204.2	2. Jim Clancy	814
3. Roy Halladay	49	3. Jim Clancy	11	3. Roberto Osuna	104	3. Roy Halladay	2046.2	3. Pat Hentgen	599
4. Pat Hentgen	31	4. Jimmy Key	10	4. Billy Koch	100	4. Jimmy Key	1695.2	4. Juan Guzman	546
5. Jimmy Key	28	5. Pat Hentgen	9	5. Casey Janssen	90	5. Pat Hentgen	1636.0	5. Roy Halladay	455
6. Luis Leal	27	6. Roger Clemens	6	6. B.J. Ryan	75	6. Juan Guzman	1215.2	6. Todd Stottlemyre	414
7. Doyle Alexander	25	7. Chris Carpenter	5	7. Jordan Romano	61	7. David Wells	1148.2	7. Jimmy Key	404
8. Dave Lemanczyk	25	8. Jesse Jefferson	4	8. Kelvim Escobar	58	8. T. Stottlemyre	1139.0	8. Kelvim Escobar	394
9. Jesse Jefferson	21	Todd Stottlemyre	4	9. Mike Timlin	52	9. Luis Leal	946.0	9. Ricky Romero	354
10. Tom Underwood	19	Brandon Morrow	4	10. Ken Giles	38	10. Chris Carpenter	870.2	10. Chris Carpenter	331

STRIKEOUTS		W-L% (Min. 100 DEC.)	
1. Dave Stieb	1658	1. Roy Halladay	.661
2. Roy Halladay	1495	2. David Wells	.604
3. Jim Clancy	1237	3. J.A. Happ	.590
4. Juan Guzman	1030	4. Jimmy Key	.589
5. Pat Hentgen	1028	5. Dave Stieb	.566
6. Jimmy Key	944	6. Pat Hentgen	.557
7. David Wells	784	7. Juan Guzman	.551
8. Kelvim Escobar	744	8. Kelvim Escobar	.513
9. J.A. Happ	691	9. Todd Stottlemyre	.496
10. Duane Ward	671	10. R.A. Dickey	.485

PERFECT STARTS TO A SEASON

Following is a list of Blue Jays starters to begin a season perfectly (min. 5-0)

YEAR	PITCHER	RECORD
1997	Roger Clemens	11-0
1985	Tom Filer	7-0
1984	Luis Leal	6-0
1992	Juan Guzman	6-0
1977	Jerry Garvin	5-0
1993	Juan Guzman	5-0
2016	J.A. Happ	5-0



CONSECUTIVE WINS IN CONSECUTIVE GAME STARTS**(MINIMUM 6 WINS)**

Roy Halladay	11	May 1-June 22, 2003
Roger Clemens	8	April 30-June 6, 1997
Doyle Alexander	7	Aug. 27-Oct. 1, 1983
Pat Hentgen	6	July 6-Aug. 6, 1996
David Wells	6	April 19-May 14, 2000
A.J. Burnett	6	July 3-Aug. 19, 2008
J.A. Happ	6	June 11-July 8, 2016

CONSECUTIVE WINNING STREAKS BY PITCHERS**(MINIMUM 10 WINS)**

WINS	PITCHER	DATES
15	Roger Clemens	June 3- Sept. 21, 1998
15	Roy Halladay	May 1- July 27, 2003
11	Dennis Lamp	April 26- Sept. 23, 1985
11	Roger Clemens	April 2- June 6, 1997
11	J.A. Happ	June 11-Aug. 17, 2016
10	Aaron Sanchez	April 29-July 25, 2016
10	Juan Guzman	June 22- Oct. 1, 1991



MISCELLANEOUS STATISTICS

PITCHING

15-GAME WINNERS

YEAR	PITCHER	W	L	YEAR	PITCHER	W	L	YEAR	PITCHER	W	L	YEAR	PITCHER	W	L
1982	Dave Stieb	17	14	1989	Dave Stieb	17	8	1998	Roger Clemens	20	6	2009	Roy Halladay	17	10
	Jim Clancy	16	14	1990	Dave Stieb	18	6	1999	David Wells	17	10	2010	Brett Cecil	15	7
1983	Dave Stieb	17	12	1991	Jimmy Key	16	12	2000	David Wells	20	8	2011	Ricky Romero	15	11
	Jim Clancy	15	11		Todd Stottlemyre	15	8	2002	Roy Halladay	19	7	2015	Mark Buehrle	15	8
1984	Doyle Alexander	17	6		David Wells	15	10	2003	Roy Halladay	22	7	2016	J.A. Hagg	20	4
	Dave Stieb	16	8	1992	Juan Guzman	16	5	2006	Roy Halladay	16	5		Aaron Sanchez	15	2
1985	Doyle Alexander	17	10		Jack Morris	21	6		Ted Lilly	15	13	2022	Alek Manoah	16	7
1987	Jimmy Key	17	8	1993	Pat Hentgen	19	9	2007	Roy Halladay	16	7				
	Jim Clancy	15	11	1996	Pat Hentgen	20	10	2008	Roy Halladay	20	11				
1988	Dave Stieb	16	8	1997	Roger Clemens	21	7		A.J. Burnett	18	10				
					Pat Hentgen	15	10								

PITCHERS WITH OVER 9 INNINGS IN ONE GAME

PITCHER	DATE	OPPONENT	INNINGS	W-L	SCORE
Jerry Garvin	May 25/77	OAK	9.2	L	L5-6 (10)
Dave Lemanczyk	July 13/77	at CWS (2nd)	11.0	W	W5-3 (11)
Dave Lemanczyk	July 17/77	at DET (2nd)	10.1	L	L6-7 (11)
Dave Lemanczyk	Oct. 2/77	CLE (1st)	11.0	W	W2-1 (11)
Jesse Jefferson	May 23/78	BOS	12.0	W	W2-1 (12)
Tom Underwood	Sept. 3/79	at BAL (1st)	10.0	ND	L1-2 (11)
Jesse Jefferson	May 16/80	OAK	11.0	W	W1-0 (11)
Dave Stieb	May 17/80	OAK	12.0	ND	L2-4 (14)
Dave Stieb	Aug. 9/80	KC	10.0	ND	W4-3 (14)
Jim Clancy	June 19/82	at OAK	10.0	W	W2-1 (12)
Jim Gott	July 31/82	at DET	10.0	W	W1-0 (10)
Dave Stieb	Sept. 16/82	CAL	11.0	ND	W2-1 (12)
Jim Clancy	Sept. 22/82	at MIN	10.0	W	W3-2 (10)
Dave Stieb	May 11/83	at CWS	10.0	W	W3-1 (10)
Dave Stieb	May 16/83	at MIL	10.0	W	W2-1 (11)
Jim Gott	Aug. 26/83	at DET	9.2	L	L3-4 (10)
Dave Stieb	Sept. 4/83	DET	10.0	W	W6-3 (10)
Jim Clancy	Sept. 24/83	at OAK	9.1	L	L1-2 (10)
Dave Stieb	May 4/84	KC	10.0	W	W4-3 (10)
Jimmy Key	June 6/85	DET	10.0	ND	W2-0 (12)
Jimmy Key	June 17/86	at MIL	10.0	ND	W2-1 (12)
Jimmy Key	July 27/86	at OAK	10.0	ND	L0-1 (15)
Mike Flanagan	Oct. 3/87	at DET	11.0	ND	L2-3 (12)
John Cerutti	April 30/89	at CAL	10.0	ND	L0-1 (11)
Tom Candiotti	July 16/91	at KC	9.1	L	L1-2 (10)
Roy Halladay	Sept. 6/03	DET	10.0	W	W1-0 (10)
Roy Halladay	April 13/07	DET	10.0	W	W2-1 (10)

BLUE JAYS—10 WINS

AT HOME

PITCHER	HOME WINS	YEAR
Doyle Alexander	12	1984
Dave Stieb	12	1988
Roger Clemens	12	1998
Roy Halladay	11	2007
Dave Stieb	11	1983
Doyle Alexander	11	1985
Jack Morris	11	1992
Drew Hutchison	11	2015
JA Hagg	11	2016
Jimmy Key	10	1985
Jimmy Key	10	1987
Jeff Musselman	10	1987
Roger Clemens	10	1997
Roy Halladay	10	2002
Roy Halladay	10	2003
Roy Halladay	10	2008
Roy Halladay	10	2008
A.J. Burnett	10	2008
Roy Halladay	10	2009

ON ROAD

PITCHER	ROAD WINS	YEAR
Pat Hentgen	12	1993
Roy Halladay	12	2003
Pat Hentgen	11	1996
Pat Hentgen	11	1996
Roger Clemens	11	1997
David Wells	11	2000
Dave Stieb	10	1989
Roy Halladay	10	2008
Roy Halladay	10	2008
Jack Morris	10	1992

BIographies

LAST SEASON

HISTORY

RECORDS

OPPONENTS

PLAYER DEV.

MEDIA & MISC.



BLUE JAYS WITH 10-OR-MORE STRIKEOUTS IN A GAME

18 STRIKEOUTS	LAST	AGAINST	10 STRIKEOUTS	LAST	AGAINST
Roger Clemens	08/25/98	KC	Roger Clemens x9	07/17/98	NY Yankees
17 STRIKEOUTS			Juan Guzman x6	07/30/95	@OAK
Brandon Morrow	08/08/10	TB	A.J. Burnett x6	07/28/08	TB
16 STRIKEOUTS			Pat Hentgen x5	05/04/97	MIN
Roger Clemens	07/12/97	@BOS	Roy Halladay x5	07/24/09	TB
15 STRIKEOUTS			Robbie Ray x5	09/05/21	OAK
Roger Clemens x2	09/21/98	BAL	Dave Stieb x4	08/31/84	MIN
14 STRIKEOUTS			Kelvin Escobar x4	09/24/03	TB
Roger Clemens x3	08/02/98	@MIN	Kevin Gausman x4	08/02/22	@TB
Pat Hentgen	05/03/94	KC	Jim Clancy x3	09/09/87	@MIL
Roy Halladay	06/02/09	LAA	Ted Lilly x3	04/13/06	@BOS
Robbie Ray	08/25/21	CWS	Brandon Morrow x3	05/09/12	@OAK
13 STRIKEOUTS			J.A. Happ x3	05/16/18	@NYM
A.J. Burnett x2	08/19/08	NY Yankees	Alek Manoah x3	10/02/21	BAL
Robbie Ray x2	09/15/21	TB	Jimmy Key x2	04/24/89	@OAK
José Berrios x2	07/12/22	PHI	Shaun Marcum x2	07/30/10	CLE
Roger Clemens	08/12/97	MIN	Drew Hutchison x2	09/10/14	CHC
Ted Lilly	08/23/04	BOS	R.A. Dickey x2	07/28/14	@BOS
Marcus Stroman	08/01/16	@HOU	Francisco Liriano x2	04/13/17	BAL
12 STRIKEOUTS			Marco Estrada x2	05/21/17	@BAL
Ricky Romero x3	06/15/11	BAL	Sean Reid-Foley x2	09/15/18	@NY Yankees
Brandon Morrow x2	08/17/11	@SEA	Aaron Sanchez x2	07/28/19	TB
Roger Clemens x2	06/16/97	ATL	Jerry Garvin	04/13/77	DET
Pete Vuckovich	06/26/77	@BAL	Jesse Jefferson	05/16/80	OAK
Jim Clancy	04/19/88	KC	Luis Leal	08/24/84	@MIN
Dave Stieb	08/22/88	CWS	Todd Stottlemyre	09/21/93	BOS
Tom Candiotti	09/09/91	DET	Dave Stewart	04/25/94	@KC
Chris Carpenter	09/04/01	NY Yankees	David Cone	07/08/95	@OAK
Ted Lilly	06/10/06	DET	Al Leiter	09/17/95	@MIL
A.J. Burnett	06/01/07	CWS	Chris Carpenter	07/16/98	CWS
Dustin McGowan	09/07/07	@TB	David Wells	04/19/00	ANA
J.A. Happ	08/07/14	BAL	Cory Lidle	09/26/03	CLE
Aaron Sanchez	06/07/16	@DET	David Purcey	04/12/09	@CLE
Marco Estrada	05/21/17	@BAL	Scott Richmond	08/22/09	LAA
11 STRIKEOUTS			Brett Cecil	05/03/10	@CLE
Roger Clemens x6	09/26/98	DET	Ricky Romero	04/24/11	TB
Juan Guzman x4	05/10/98	@SEA	Josh Johnson	06/17/13	COL
A.J. Burnett x4	09/24/08	NY Yankees	Todd Redmond	07/28/13	HOU
Brandon Morrow x2	10/03/12	MIN	Mark Buehrle	09/24/14	SEA
Jim Clancy x2	07/12/87	KC	Marcus Stroman	04/28/17	TB
Dave Stieb x2	08/04/89	NY Yankees	J.A. Happ	08/02/17	@CWS
David Wells x2	07/26/00	CLE	Joe Biagini	09/01/17	@BAL
J.A. Happ x2	07/30/16	BAL	Trent Thornton	05/24/19	SD
Robbie Ray x2	08/20/21	DET	Steven Matz	05/25/21	@NY Yankees
Doyle Alexander	07/23/85	SEA	José Berrios	09/24/21	@MIN
Jose Nunez	07/09/87	KC			
Al Leiter	07/23/94	TEX			
David Cone	06/28/95	@BOS			
Kelvin Escobar	08/22/98	@ANA			
Esteban Loaiza	09/08/00	DET			
Chris Carpenter	04/05/01	@TB			
Roy Halladay	09/19/01	BAL			
Dave Bush	10/01/04	NY Yankees			
Scott Downs	09/02/05	TB			
David Purcey	08/27/08	@TB			
Scott Richmond	06/17/09	@PHI			
R.A. Dickey	09/22/13	@BOS			
Mark Buehrle	04/02/14	@TB			
Drew Hutchison	09/16/14	BAL			
David Price	08/03/15	MIN			
Aaron Sanchez	05/12/19	CWS			
Alek Manoah	08/11/21	@LAA			
José Berrios	08/29/21	@DET			

BIographies

LAST SEASON

HISTORY

RECORDS

OPPONENTS

PLAYER DEV.

MEDIA & MISC.



LOW HIT GAMES BY BLUE JAYS (INDIVIDUAL/COMBINED)

NO-HITTER (1)

Sept. 2/90 – Dave Stieb, Toronto-3 at Cleveland-0

ONE-HIT GAMES (27)

April 24/79 – Dave Lemanczyk (9.0 IP), Toronto-2 at Texas-0, Putnam single in the 3rd inn
Aug. 27/79 – Phil Huffman (9.0 IP), Oakland-0 at Toronto-7, Essian single in the 6th inn
May 30/82 – Jim Gott (6.0 IP), Roy Lee Jackson (3.0 IP) Toronto-6 at Baltimore-0, Dempsey single in the 5th inn
Sept. 28/82 – Jim Clancy (9.0 IP), Minnesota-0 at Toronto-3, Bush bloop single in 9th inn to break up perfect game
May 14/83 – Luis Leal (5.0 IP), Roy Lee Jackson (4.0 IP) Toronto-8 at Cleveland-1, Bando single in the 8th inn
May 22/86 – Jimmy Key (9.0 IP), Toronto-5 at Chicago (AL)-0, Guillen single in the 5th inn
May 31/88 – Dave Stieb (9.0 IP), Milwaukee-0 at Toronto-9, Surhoff single in the 4th inn
Sept. 24/88 – Dave Stieb (9.0 IP), Toronto-1 at Cleveland-0, Franco single in the 9th inn with two out
Sept. 30/88 – Dave Stieb (9.0 IP), Baltimore-0 at Toronto-4, Traber single in the 9th inn with two out
April 10/89 – Dave Stieb (9.0 IP), Toronto-8 at New York (AL)-0, Quirk single in 5th inn
Aug. 26/89 – Dave Stieb (9.0 IP), Milwaukee-0 at Toronto-7, Yount single in 6th inn
Aug. 26/92 – Todd Stottlemyre (9.0 IP), Toronto-9 at Chicago (AL)-0, Pasqua double with one out in the 8th inn
Aug. 2/95 – Paul Menhart (8.0 IP), Toronto-0 at Baltimore-1, Baines home run in the 2nd inn
May 2/98 – Roger Clemens (7.0 IP), Paul Quantrill (2.0 IP), Toronto-7 at Oakland-0, Grieve single in the 7th inn
Sept. 27/98 – Roy Halladay (9.0 IP), Detroit-1 at Toronto-2, Higginson homerun with two out in the 9th inn
May 21/00 – Frank Castillo (7.0 IP), Pedro Borbon (1.0 IP), Billy Koch (1.0 IP), Toronto-1 vs. Chicago (AL)-2, Johnson single in the 3rd inn
June 24/07 – Dustin McGowan (9.0 IP), Colorado-0 at Toronto-5, Baker leadoff single in the 9th inn
Sept. 4/09 – Roy Halladay (9.0 IP), New York (AL)-0 at Toronto-6, Pena doubled in the 6th inn with one out
April 13/10 – Ricky Romero (8.0 IP), Kevin Gregg (1.0 IP), Chicago (AL)-2 at Toronto-4, Rios home run with one out in the 8th inn
Aug. 8/10 – Brandon Morrow (9.0 IP), Tampa Bay-0 at Toronto-1, Longoria single with two outs in the 9th inn
Aug. 16/10 – Shaun Marcum (9.0 IP), Toronto-3 at Oakland-1, Jackson home run with none out in the 7th inn
April 2/11 – Kyle Drabek (7.0 IP), Shawn Camp (1.0 IP), Marc Rzepczynski (1.0 IP), Minnesota-1 at Toronto-6, Span singled in the 6th inning
Aug. 21/11 – Luis Perez (6.0 IP), Casey Janssen (3.0 IP), Toronto-1 at Oakland-0, Weeks singled in the 6th inning
July 24/14 – Marcus Stroman (7.0 IP), Todd Redmond (1.0 IP), Rob Rasmussen (1.0), Boston-0 at Toronto-8, Victorino singled in the 7th inning
Aug. 6/14 – Drew Hutchison (8.2 IP), Casey Janssen (0.1 IP), Baltimore-1 at Toronto-5, Davis homered in the 2nd inning
Aug. 30/14 – Drew Hutchison (7.0 IP), Aaron Sanchez (2.0 IP), New York (AL)-0 at Toronto-2, Teixeira doubled in the 4th inning
July 24/16 – J.A. Happ (6.0 IP), Brett Cecil (1.0 IP), Jason Grilli (1.0 IP), Roberto Osuna (1.0 IP), Mariners-0 at Toronto-2, Martin singled in the 3rd inning

DOMES DOUBLEHEADERS

Since moving into the SkyDome on June 3, 1989, the Jays have played six doubleheaders at the venue:

- Won 6-4 and 5-4 on July 17, 1989 vs. CAL
- Took both games by scores of 5-0 and 4-3 on Oct. 5, 2001 vs. CLE
- Swept another doubleheader on April 17, 2018 vs. KC, winning 11-3 and 5-4
- Split a doubleheader on Aug. 7, 2021 vs. BOS, winning 1-0 on a Marcus Semien walkoff blast before dropping the second contest by a 2-1 score
- Were swept in a dome doubleheader for the first time on July 2, 2022 vs. TB, losing 6-2 and 11-5
- Lost the first game on Sept. 13, 2022 vs. TB, 4-2, before taking the second contest by a 7-2 final



BATTING

.300 HITTERS (502 OR MORE PA)

YEAR	PLAYER	AVG	YEAR	PLAYER	AVG	YEAR	PLAYER	AVG	YEAR	PLAYER	AVG
1977	Bob Bailor	.310	1990	Fred McGriff	.300	1999	Tony Fernandez	.328	2006	Reed Johnson	.319
1980	Al Woods	.300	1992	Roberto Alomar	.310		Shawn Green	.309		Lyle Overbay	.312
1982	Damaso Garcia	.310	1993	John Olerud	.363		Shannon Stewart	.304		Vernon Wells	.303
1983	Damaso Garcia	.307		Paul Molitor	.332	2000	Carlos Delgado	.344	2009	Adam Lind	.305
	Lloyd Moseby	.315		Roberto Alomar	.326		Shannon Stewart	.319	2011	Jose Bautista	.302
	Willie Upshaw	.306	1994	Paul Molitor	.341	2001	Shannon Stewart	.316	2014	Melky Cabrera	.301
1986	George Bell	.309		Roberto Alomar	.306	2002	Shannon Stewart	.303	2021	Vladimir Guerrero Jr.	.311
1987	Tony Fernandez	.322	1995	Roberto Alomar	.300	2003	Carlos Delgado	.302			
	George Bell	.308	1998	Tony Fernandez	.321		Vernon Wells	.317			

100 RBI

YEAR	PLAYER	RBI	YEAR	PLAYER	RBI	YEAR	PLAYER	RBI	YEAR	PLAYER	RBI
1983	Willie Upshaw	104	1994	Joe Carter	103	2001	Carlos Delgado	102	2012	Edwin Encarnacion	110
1986	Jesse Barfield	108	1996	Joe Carter	107	2002	Carlos Delgado	108	2013	Edwin Encarnacion	104
	George Bell	108		Ed Sprague	101		Vernon Wells	100	2014	Jose Bautista	103
1987	George Bell	134	1997	Joe Carter	102	2003	Carlos Delgado	145	2015	Josh Donaldson	123
1989	George Bell	104	1998	Carlos Delgado	115		Vernon Wells	117		Jose Bautista	114
1990	Kelly Gruber	118		Jose Canseco	107	2006	Edwin Encarnacion	106	2016	Edwin Encarnacion	111
1991	Joe Carter	108		Shawn Green	100		Troy Glaus	104	2017	Edwin Encarnacion	127
1992	Joe Carter	119	1999	Carlos Delgado	134	2009	Adam Lind	114	2021	Teoscar Hernández	116
	Dave Winfield	108		Shawn Green	123		Aaron Hill	108		Vladimir Guerrero Jr.	111
1993	Joe Carter	121	2000	Carlos Delgado	137	2010	Jose Bautista	124		Bo Bichette	102
	Paul Molitor	111		Tony Batista	114	2011	Jose Bautista	103		Marcus Semien	102
	John Olerud	107		Brad Fullmer	104						

30 HOME RUNS

YEAR	PLAYER	HR's	YEAR	PLAYER	HR's	YEAR	PLAYER	HR's	YEAR	PLAYER	HR's
1980	John Mayberry	30	1997	Carlos Delgado	30	2003	Carlos Delgado	42	2014	Jose Bautista	35
1986	Jesse Barfield	40	1998	Jose Canseco	46		Vernon Wells	33		Edwin Encarnacion	34
	George Bell	31		Carlos Delgado	38	2004	Carlos Delgado	32	2015	Josh Donaldson	41
1987	George Bell	47		Shawn Green	35	2006	Troy Glaus	38		Jose Bautista	40
1988	Fred McGriff	34	1999	Carlos Delgado	44		Vernon Wells	32		Edwin Encarnacion	39
1989	Fred McGriff	36		Shawn Green	42	2009	Aaron Hill	36	2016	Edwin Encarnacion	42
1990	Kelly Gruber	31	2000	Tony Batista	41		Adam Lind	35		Josh Donaldson	37
	Fred McGriff	35		Carlos Delgado	41	2010	Jose Bautista	54	2017	Justin Smoak	38
1991	Joe Carter	33		Brad Fullmer	32		Vernon Wells	31		Josh Donaldson	33
1992	Joe Carter	34		Jose Cruz Jr.	31	2011	Jose Bautista	43	2019	Randal Grichuk	31
1993	Joe Carter	33	2001	Carlos Delgado	39	2012	Edwin Encarnacion	42	2021	Vladimir Guerrero Jr.	48
1996	Ed Sprague	36		Jose Cruz Jr.	34	2013	Edwin Encarnacion	36		Marcus Semien	45
	Joe Carter	30	2002	Carlos Delgado	33					Teoscar Hernández	32
									2022	Vladimir Guerrero Jr.	32

30 STOLEN BASES

YEAR	PLAYER	SB	YEAR	PLAYER	SB	YEAR	PLAYER	SB	YEAR	PLAYER	SB
1982	Damaso Garcia	54	1988	Lloyd Moseby	31	1998	Shannon Stewart	51	2014	José Reyes	30
1983	Dave Collins	31	1991	Roberto Alomar	53		Shawn Green	35			
	Damaso Garcia	31		Devon White	33	1999	Shannon Stewart	37			
1984	Dave Collins	60	1992	Roberto Alomar	49		Homer Bush	32			
	Damaso Garcia	46		Devon White	37	2001	Jose Cruz Jr.	32			
	Lloyd Moseby	39	1993	Roberto Alomar	55		Raul Mondesi	30			
1985	Lloyd Moseby	37		Devon White	34	2008	Alex Rios	32			
1986	Lloyd Moseby	32	1995	Roberto Alomar	30	2011	Rajai Davis	34			
1987	Lloyd Moseby	39	1996	Otis Nixon	54	2012	Rajai Davis	46			
	Tony Fernandez	32	1997	Otis Nixon	47	2013	Rajai Davis	45			



MEDIA & MISC. | PLAYER DEV. | OPPONENTS | RECORDS | HISTORY | LAST SEASON | BIOGRAPHIES

SEASON RECORDS – INDIVIDUAL

* – League Leader

BATTING

Highest Average (502 PA)	*.363	John Olerud-'93
Most Games	*163	Tony Fernandez-'86
Most At-Bats	687	Tony Fernandez-'86
Most Runs	134	Shawn Green-'99
Most Hits	*215	Vernon Wells-'03
Most Total Bases	*378	Carlos Delgado-'00
Highest SLG %664	Carlos Delgado-'00
Highest OBP %473	John Olerud-'93
Most Extra Base Hits	*99	Carlos Delgado-'00
Most Doubles	*57	Carlos Delgado-'00
Most Triples	17	Tony Fernandez-'90
Most Home Runs	*54	Jose Bautista-'10
Most Home Runs-Home	*33	Jose Bautista-'10
Most Home Runs-Road	28	George Bell-'87
Most Grand Slam Home Runs	*4	Lourdes Gurriel Jr.-'21
Most Runs Batted In	*145	Carlos Delgado-'03
Most Base On Balls	132	Jose Bautista-'11
Most Intentional Base on Balls	33	John Olerud-'93
Most Times Striking Out	170	Jose Bautista-'17; Matt Chapman-'22
Most Sacrifice Bunts	19	Luis Gomez-'78
Most Sacrifice Flies	14	George Bell-'89
Most Times Hit by Pitch	22	Shea Hillenbrand-'05

PITCHING

Most Wins	*22	Roy Halladay-'03
Most Home Wins	12	Doyle Alexander-'84; Dave Stieb-'88; Roger Clemens-'98
Most Road Wins	12	Pat Hentgen-'93; *Roy Halladay-'03
Most Losses	18	Phil Huffman-'79; Jerry Garvin-'77; Jimmy Key-'86
Most Home Losses	10	Jesse Jefferson-'77; Dave Stieb-'80
Most Road Losses	12	Luis Leal-'82
Most Decisions	31	Dave Stieb-'82; Roy Halladay-'08
Highest Winning Pct (15 decisions)882	Aaron Sanchez (15-2)-'16
Lowest ERA (162 IP)	*2.05	Roger Clemens-'97
Most Appearances	89	Mark Eichhorn-'87
Most Games Started	40	Jim Clancy-'82
Most Complete Games	19	Dave Stieb-'82
Most Shutouts	5	Dave Stieb-'82
Most Innings Pitched	288.1	Dave Stieb-'82
Most Hits Allowed	278	Dave Lemanczyk-'77
Most Earned Runs Allowed	129	Erik Hanson-'96
Most Home Runs Allowed	36	Woody Williams-'98
Most Bases on Balls	128	Jim Clancy-'80
Most Strikeouts	*292	Roger Clemens-'97
Most Hit Batsmen	16	Chris Carpenter-'01
Most Balks	6	Mark Eichhorn-'88
Most Wild Pitches	*26	Juan Guzman-'93
Most Relief Wins	14	Mark Eichhorn-'86
Most Relief Losses	10	Tom Buskey-'79; Duane Ward-'89
Most Saves	*45	Duane Ward-'93
Most Decisions in Relief	20	Mark Eichhorn-'86
Innings Pitched In Relief	157.0	Mark Eichhorn-'86

BIOGRAPHIES

LAST SEASON

HISTORY

RECORDS

OPPONENTS

PLAYER DEV.

MEDIA & MISC.



MISCELLANEOUS

Most Consecutive Wins	15	Roger Clemens	June 3-Sept. 21/98
		Roy Halladay	May 1-July 27/03
Most Consecutive Wins (Starter)	15	Roger Clemens	June 3-Sept. 21/98
		Roy Halladay	May 1-July 27/03
Most Consecutive Wins (Reliever)	11	Dennis Lamp	April 6-Oct. 6/85
Most Consecutive Losses (Season)	13	Ricky Romero	June 27-Sept. 12/12
Most Consecutive Losses	13	Tom Underwood	Aug. 28/78 – June 10/79
		Ricky Romero	June 27-Sept. 12/12
		Aaron Sanchez	May 2-July 17/13
Most Consecutive Shutouts	3	Dave Stieb	Sept. 18-24-30/88
		Roger Clemens	Aug. 20-30/98
Most Consecutive Complete Games	7	Dave Stieb	June 18-July 21/80
Most Consecutive Scoreless Innings	33.0	Roger Clemens	Aug. 20-Sept. 5/98
Most Consecutive Scoreless IP to begin TOR career	22.0	Juan Perez	May 29-July 23/13
Most Consecutive Games, one or more RBI's	8	Willie Upshaw	Sept. 11-20/83
		John Olerud	Sept. 3-14/91
		Carlos Delgado	April 16-23/00
		Carlos Delgado	June 4-12/03
		Matt Stairs	Aug. 28-Sept. 3/07
		Edwin Encarnacion	Aug. 22-30/15
Most Consecutive Games, Extra-base Hits	11	Jesse Barfield	Aug. 17-27/85
Most Consecutive Hits	8	Rance Mulliniks	Aug. 24-27/84
		Paul Molitor	Aug. 26-27/95
		Tony Fernandez	May 6-11/99
		Adam Lind	June 3-4/09
Most Consecutive Times Reached Base	12	Lyle Overbay	May 22-25/08
Most Consecutive Games, Reached Base Safely	44	Edwin Encarnacion	July 21-Sept. 17/15
Most Consecutive Innings, No Earned Runs	41.0	Roy Halladay	Sept. 1-Sept. 22/03
Most Saves, Consecutive Opportunities	31	Jordan Romano	May 11/21-April 22/22
Most Saves, Consecutive Appearances	13	Jordan Romano	Sept. 19/21-April 22/22
		Roberto Osuna	May 21-June 14/17
Most Home Runs, One Inning	4	vs. Texas (6th inning)	Aug. 17/01
		at Baltimore (7th inning)	Sept. 11/21 (2)
Home Runs in Consecutive AB's	4	Carlos Delgado	Sept. 25/03
Most Consecutive Stolen Bases	23	Joe Carter	1993-1995
Most Runs, One Inning	11	vs. Seattle (A) (9th inning)	July 20/84
		vs. Oakland (H) (2nd inning)	April 26/95
		vs. Minnesota (H) (6th inning)	July 25/07
		vs. Baltimore (A) (7th inning)	Sept. 11/21(1)
Most Hits, One Inning	11	vs. Seattle (A) (9th inning)	July 20/84
		vs. Baltimore (A) (7th inning)	Sept. 11/21(1)
Most Consecutive Errorless Games	15	Aug. 19-Sept. 4/08
Most Errors, Game	6	at Texas	May 13/82
Most Double Plays, Game	6	vs. Detroit	Aug. 12/06
		at Minnesota	July 25/07
Most Innings, Home	19	vs. Detroit	Aug. 10/14
		vs. Cleveland	July 1/16
Most Innings, Road	19	at Boston	Sept. 5/17
Longest Game, Time, Home (9.0 inning)	4:15	vs. New York (AL)	April 11/88
Longest Game, Time, Road (9.0 inning)	4:23	at Boston	Sept. 6/20
Longest Game, Time, Home	6:37	vs. Detroit	Aug. 10/14 (19.0)
Longest Game, Time, Road	6:00	at Boston	Sept. 5/17 (19.0)
Shortest Game, Time, Home	1:33	vs. Minnesota	Sept. 28/82
Shortest Game, Time, Road	1:39	at Detroit	June 16/77
Hitting Streak	28	Shawn Green	June 29-July 31, 1999
Most Consecutive Times Shutout	3	May 13-15/81
Most Consecutive Scoreless Innings	33.0	May 12-16/81
Most Consecutive Complete Games	4	Sept. 20, 21, 23, 24/83
Most Consecutive Shutout Games	3	May 21, 22, 23/83
Most Consecutive Shutout Innings-Pitchers	28	June 4, 5, 6, 7/85
Most Consecutive Games Played	432	Carlos Delgado	April 3/00-Aug. 4/02
Most Years, Pitcher	15	Dave Stieb	1979-92, 1998
Most Years, Non-Pitcher	12	Ernie Whitt	1977-78, 1980-89
		Tony Fernandez	1983-90, 1993, 1998-99, 2001
		Vernon Wells	1999-2010
Longest Road Trip	15	Games	1978, 1984, 1995



FIELDING SEASON RECORDS

Based on 108 games

PITCHERS

Category	Record	Player, Year
Games, Most.....	89	Mark Eichhorn, 1987
Putouts, Most.....	34	Dave Stieb, 1985; Jim Clancy, 1986
Assists, Most.....	66	Jerry Garvin, 1977
Errors, Most.....	8	Jesse Jefferson, 1977
Total Chances, Most.....	92	Dave Stieb, 1985
Double Plays, Most.....	8	Dave Stieb, 1980
Best Percentage (35 or more chances).....	1.000	Done 22x; last: Marcus Stroman, 2018

CATCHERS

Category	Record	Player, Year
Games, Most.....	138	Pat Borders, 1993
Putouts, Most.....	989	Russell Martin, 2016
Assists, Most.....	88	Pat Borders, 1992
Errors, Most.....	13	Rick Cerone, 1979; Pat Borders, 1993
Passed Balls, Most.....	19	Russell Martin, 2015
Total Chances, Most.....	1048	Russell Martin, 2016
Double Plays, Most.....	12	Pat Borders, 1993
Best Percentage.....	.997	Darrin Fletcher, 1999; Benito Santiago, 1997; Bengie Molina, 2006

FIRST BASEMEN

Category	Record	Player, Year
Games, Most.....	162	Carlos Delgado, 2000
Putouts, Most.....	1518	Carlos Delgado, 2001
Assists, Most.....	155	Lyle Overbay, 2008
Errors, Most.....	21	Willie Upshaw, 1983
Total Chances, Most.....	1630	Carlos Delgado, 2001
Double Plays, Most.....	166	Carlos Delgado, 2001
Best Percentage.....	.999	Justin Smoak, 2018

SECOND BASEMEN

Category	Record	Player, Year
Games, Most.....	160	Roberto Alomar, 1991; Aaron Hill, 2007
Putouts, Most.....	333	Roberto Alomar, 1991
Assists, Most.....	560	Aaron Hill, 2007
Errors, Most.....	16	Damaso Garcia, 1980
Total Chances, Most.....	818	Aaron Hill, 2007
Double Plays, Most.....	129	Aaron Hill, 2009
Best Percentage.....	.994	Roberto Alomar, 1995

THIRD BASEMEN

Category	Record	Player, Year
Games, Most.....	156	Kelly Gruber, 1988
Putouts, Most.....	137	Josh Donaldson, 2015
Assists, Most.....	349	Kelly Gruber, 1988
Errors, Most.....	22	Roy Howell, 1978; Kelly Gruber, 1989; Eric Hinske, 2003
Total Chances, Most.....	477	Kelly Gruber, 1988
Double Plays, Most.....	37	Troy Glaus, 2006
Best Percentage.....	.988	Matt Chapman, 2022

SHORTSTOP

Category	Record	Player, Year
Games, Most.....	163	Tony Fernandez, 1986
Putouts, Most.....	319	Alfredo Griffin, 1982
Assists, Most.....	509	Alex Gonzalez, 2001
Errors, Most.....	37	Alfredo Griffin, 1980
Total Chances, Most.....	824	Alfredo Griffin, 1982
Double Plays, Most.....	126	Alfredo Griffin, 1980
Best Percentage.....	.992	Tony Fernandez, 1989

OUTFIELDERS

Category	Record	Player, Year
Games, Most.....	162	Rick Bosetti, 1979; Jose Cruz, 2000
Putouts, Most.....	473	Lloyd Moseby, 1984
Assists, Most.....	22	Jesse Barfield, 1985
Errors, Most.....	15	George Bell, 1988
Total Chances, Most.....	497	Rick Bosetti, 1979
Double Plays, Most.....	8	Jesse Barfield, 1985 & 1986
Best Percentage.....	1.000	Vernon Wells, 2005 & 2010; Frank Catalanotto, 2005; Randal Grichuk, 2021



GAME RECORDS – INDIVIDUAL

BATTING

Category	Record	Player	Opponent	Date
At-Bats	9	Alfredo Griffin (17 inn.) Jose Reyes (19 inn.)	Boston (A), GM1 Detroit (H)	Oct. 4/80 Aug. 10/14
Runs	5	Carlos Delgado	Seattle (A)	May 3/99
	5	Shannon Stewart	Tampa Bay (A)	June 25/02
	5	Orlando Hudson	Boston (H)	May 13/04
	5	Josh Donaldson	Chicago-AL (H)	May 26/15
	5	Bo Bichette	Boston (A)	June 13/21
	5	Lourdes Gurriel Jr.	Baltimore (A)	Sept. 12/21
Hits	6	Frank Catalanotto	Chicago-AL (A), GM2	May 1/04
		Lourdes Gurriel Jr.	Boston (A)	July 22/22
Doubles	4	Damaso Garcia	New York-AL (A)	June, 27/86
		Shannon Stewart	New York-NL (H)	July 18/00
		Alex Rios	Boston (A)	Aug. 17/08
		13x, 11 players, last: Dalton Pompey	Baltimore (H)	Sept. 26/14
Triples	2	Carlos Delgado	Tampa Bay (H)	Sept. 25/03
Home Runs	4	12x, 11 players, last: Vladimir Guerrero Jr.	New York-AL (A)	April 13/22
Extra-Base Hits	4	Roy Howell	New York-AL (A)	Sept. 10/77
RBI's	9	Edwin Encarnacion	Detroit (H)	Aug. 29/15
		George Bell	Chicago-AL (A)	Aug. 14/90
Sacrifice Flies	3	Alex Gonzalez (13 inn.)	Cleveland (H)	Sept. 9/98
Strikeouts	6	21x, 18 players, last: Justin Smoak	Chicago-AL (H)	May 10/19
Walks	4	Melky Cabrera (19 inn.)	Detroit (H)	Aug. 10/14
	5	Damaso Garcia	Oakland (H)	April 25/84
Stolen Bases	4	Dave Collins	Baltimore (A)	Aug. 5/84
		Roberto Alomar	Baltimore (A)	June 8/91
		Otis Nixon	Boston (H)	Aug. 14/96
		Rajai Davis	Houston (H)	July 28/13
Hit By Pitch	3	Reed Johnson	Texas (A)	April 16/05
		Reed Johnson	Tampa Bay (H)	April 7/06
		Reed Johnson	New York-AL (A)	April 29/06

“BIG” RBI GAMES

(6 OR MORE)

RBI	PLAYER	DATE	OPPONENT
9	Roy Howell	Sept. 10, 1977	NY Yankees (A)
9	Edwin Encarnacion	Aug. 29, 2015	Detroit (H)
8	Adam Lind	Aug. 31, 2009	TEXAS (A)
8	Michael Saunders	June 17, 2016	BALTIMORE (A)
7	John Mayberry	June 26, 1978	BALTIMORE (H)
7	Otto Velez	May 4, 1980	CLEVELAND (H) G1
7	George Bell	May 9, 1987	TEXAS (A)
7	Josh Phelps	July 7, 2004	SEA (H)
7	Lyle Overbay	Aug. 20, 2010	BOS (A)
7	Kendrys Morales	Aug. 31, 2017	BALTIMORE (A)
7	Vladimir Guerrero Jr.	April 27, 2021	WAS (H)
7	Lourdes Gurriel Jr.	Sept. 12, 2021	BALTIMORE (A)
6	Roy Howell	July 3, 1979	DET (A)
6	Barry Bonnell	May 3, 1980	CLE (H)
6	Lloyd Moseby	Aug. 19, 1981	KC (A)
6	Damaso Garcia	May 10, 1985	SEA (H)
6	Jesse Barfield	May 18, 1986	CLE (H)
6	George Bell	June 11, 1987	BALTIMORE (A)
6	Ernie Whitt	Sept. 12, 1987	NY Yankees (H)
6	Ernie Whitt	Sept. 27, 1988	BALTIMORE (A)
6	Kelly Gruber	April 16, 1989	KC (H)
6	George Bell	June 8, 1990	MIL (A)
6	Charlie O'Brien	May 14, 1997	DET (A)
6	Carlos Delgado	June 7, 2000	ATL (A)
6	Raul Mondesi	May 4, 2001	SEA (A)
6	Raul Mondesi	June 29, 2001	BOS (H)
6	Jose Cruz Jr.	June 25, 2002	TB (A)
6	Carlos Delgado	Sept. 25, 2003	TB (H)
6	Reed Johnson	July 1, 2005	BOS (A)
6	Adam Lind	April 6, 2009	DET (H)
6	J.P. Arencibia	May 18, 2012	NY Yankees (H)
6	Adam Lind	Sept. 7, 2013	MIN (A)
6	Edwin Encarnacion	June 20, 2014	CIN (A)
6	Josh Donaldson	Aug. 22, 2015	LAA (A)
6	Edwin Encarnacion	May 5, 2016	TEX (H)
6	Justin Smoak	April 1, 2018	NY Yankees (H)
6	Yangervis Solarte	May 3, 2018	CLE (A) G1
6	Curtis Granderson	June 10, 2018	BALTIMORE (H)
6	Teoscar Hernández	June 13, 2021	BOS (A)
6	Danny Jansen	July 22, 2022	BOS (A)
6	Raimel Tapia	July 22, 2022	BOS (A)

BIographies

LAST SEASON

HISTORY

RECORDS

OPPONENTS

PLAYER DEV.

MEDIA & MISC.



PITCHING

Category	Record	Player	Opponent	Date
Innings.....	12	Jesse Jefferson Dave Stieb	Boston (H) Oakland (H)	May 23/78 May 17/80
Most Innings, Reliever....	7.1	Mike Willis	Boston (H), 1st g	Sept. 27/77
Hits.....	14	Josh Towers	Minnesota (H)	May 27/05
Runs.....	13	David Wells	Milwaukee (A)	Aug. 20/92
Earned Runs.....	13	David Wells	Milwaukee (A)	Aug. 20/92
Home Runs.....	5	Pat Hentgen Pat Hentgen Brett Cecil	Cleveland (H) Boston (H) Boston (A)	May 26/95 June 25/97 May 20/10
Strikeouts.....	18	Chase Anderson	New York-AL (A)	Sept. 17/20
Walks.....	9	Roger Clemens Jesse Jefferson Jim Clancy Pat Hentgen Chris Carpenter	Kansas City (H) Baltimore (H) Chicago-AL (A) Seattle (A) Seattle (H)	Aug. 25/98 Aug. 18/77 Aug. 30/84 July 15/95 Aug. 16/99
Hit Batsmen.....	3	9x, last: José Berríos	Kansas City (H)	Aug. 1/21
Wild Pitches.....	4	John Cerutti Edwin Hurtado Al Leiter Kyle Drabek	Boston (A) Cleveland (A) Boston (A) Kansas City (A)	July 3/86 Aug. 31/95 Sept. 23/95 June 7/11

FIELDING

PITCHERS

Category	Record	Player	Opponent	Date
Most Putouts.....	5	Roy Halladay	Detroit (A)	June 2/02
Most Assists.....	8	Jim Clancy	Seattle (A)	April 4/84
Most Errors.....	3	Juan Guzman	Anaheim (H)	May 23/97
Most Double Plays.....	3	Dave Lemanczyk	Boston (H)	Sept. 7/77
Most Total Chances.....	8	Jim Clancy	Seattle (A)	April 4/84

CATCHERS

Category	Record	Player	Opponent	Date
Most Putouts.....	19	Miguel Montero	Minnesota (H)	Aug. 27/17
Most Assists.....	5	Jose Molina J.P. Arencibia Russell Martin	Tampa Bay (A) Baltimore (A) Chigago-AL (H)	April 25/10 July 13/13 April 2/18
Most Errors.....	2	12x, last: Danny Jansen	Tampa Bay (H)	May 22/21
Most Double Plays.....	2	16x, last: Luke Maile	Detroit (H)	July 2/18
Most Passed Balls.....	3	2x, last: Russell Martin	Boston (A)	June 13/15
Most Total Chances.....	20	Miguel Montero	Minnesota (H)	Aug. 27/17

FIRST BASEMEN

Category	Record	Player	Opponent	Date
Most Putouts.....	22	Edwin Encarnacion (18.0 inn.)	Texas (H)	June 8/13
Most Assists.....	4	34x, last: Edwin Encarnacion	Cleveland (A)	May 2/15
Most Errors.....	3	Willie Upshaw Fred McGriff (12.0 inn.) John Olerud	Boston (A) Boston (A) Texas (A)	July 1/86 June 4/89 May 5/93
Most Double Plays.....	6	Lyle Overbay	Minnesota (A)	Aug. 12/06
Most Total Chances.....	24	Carlos Delgado (17.0 inn.)	New York-AL (H)	April 19/01

SECOND BASEMEN

Category	Record	Player	Opponent	Date
Most Putouts.....	12	Tomas Perez (14.0 inn.)	Kansas City (A)	Aug. 20/96
Most Assists.....	10	5x, last: Darwin Barney (19.0 inn.)	Cleveland (H)	July 1/16
Most Errors.....	3	Garth Iorg Hector Torres Emilio Bonifacio	California (A) Baltimore (A) Boston (H)	April 28/78 June 24/77 April 5/13
Most Double Plays.....	5	Roberto Alomar (11.0 inn.) Tilson Brito Aaron Hill	New York-AL (H) Detroit (H) Minnesota (A)	May 10/95 April 16/96 Aug. 12/06
Most Total Chances.....	15	Damaso Garcia Tomas Perez (14.0 inn.) Emilio Bonifacio (16.2 inn.)	Kansas City (H) Kansas City (A) San Diego (A)	May 7/82 Aug. 20/96 May 31/13



THIRD BASEMEN

Category	Record	Player	Opponent	Date
Most Putouts.....	6	Kelly Gruber Ed Sprague Matt Dominguez	Milwaukee (H) Cleveland (A) Boston (A)	Aug. 27/92 June 15/94 June 5/16
Most Assists.....	9	Roy Howell	Milwaukee (H), G2	June 14/78
Most Errors.....	3	Dave Baker Kelly Gruber Kelly Gruber	Oakland (H), G2 Baltimore (A) Chicago-AL (A)	Sept. 15/82 June 27/89 May 23/92
Most Double Plays.....	3	4x, last: Eric Hinske	Texas (H)	Aug. 8/03
Most Total Chances	11	Roy Howell Ed Sprague Santiago Espinal (12.0 inn.)	Milwaukee (H) Seattle (H) Tampa Bay (H)	April 17/80 July 1/91 May 21/21

SHORTSTOPS

Category	Record	Player	Opponent	Date
Most Putouts.....	8	Alfredo Griffin Alex Gonzalez Alex Gonzalez	Texas (A) Cleveland (H) Minnesota (H)	Sept. 2/81 May 16/97 Aug. 2/01
Most Assists.....	13	Alex Gonzalez	Cleveland (H)	April 26/96
Most Errors.....	3	Alfredo Griffin Luis Sojo	Texas (A) Cleveland (A)	May 13/82 Aug. 31/90
Most Double Plays.....	5	Alfredo Griffin Alex Gonzalez Marco Scutaro (13.0 inn.) John McDonald (13.2 inn.)	California (A) Chicago-AL (A) Tampa Bay (H) Los Angeles-AL (A)	May 7/80 April 24/98 Sept. 6/08 April 9/11
Most Total Chances	16	Alex Gonzalez Marco Scutaro (13.0 inn.)	Cleveland (H) Tampa Bay (H)	April 26/96 Sept. 6/08

OUTFIELDERS

Category	Record	Player	Opponent	Date
Most Putouts.....	10	Lloyd Moseby (10.0 inn.) Shannon Stewart (11.0 inn.) Jose Cruz Jr. Raul Mondesi	New York-AL (H), G1 Boston (H) Cleveland (A) Montreal (A)	Aug. 2/83 Sept. 3/98 Oct. 1/99 July 8/00
Most Assists.....	3	Steve Bowling Rick Bosetti	Oakland (H) Detroit (H)	Aug. 27/77 May 28/79
Most Errors.....	2	20x, last: Ezequiel Carrera	Detroit (A)	July 3/15
Most Double Plays.....	2	4x, last: Dewayne Wise	Chicago-AL (A)	Aug. 6/02
Most Total Chances	10	Lloyd Moseby (10.0 inn.) Shannon Stewart (11.0 inn.) Jose Cruz Jr. Raul Mondesi	New York-AL (H), G1 Boston (H) Cleveland (A) Montreal (A)	Aug. 2/83 Sept. 3/98 Oct. 1/99 July 8/00

ARBITRATION CASES

Baseball arbitration was born out of the Basic Agreement settlement of 1972, though it was not actually put into place until before the 1974 season and was not used in 1976 and 1977.

The following is the list of Blue Jays who have gone to arbitration:

YEAR	PLAYER	OFFERED	ASKED	CLUB W/L
1980	Dave Lemanczyk-RHP	\$130,000	\$165,000	WON
	Roy Howell-INF	\$110,000	\$133,000	LOST
1982	Dave Stieb-RHP	\$250,000	\$325,000	WON
1983	Damaso Garcia-INF	\$300,000	\$400,000	LOST
	Roy Lee Jackson-RHP	\$155,000	\$225,000	WON
1988	Tom Henke-RHP	\$725,000	\$1,025,000	WON
1991	Roberto Alomar-INF	\$825,000	\$1,250,000	LOST
1997	Bill Riskey-RHP	\$380,000	\$550,000	WON
2015	Danny Valencia-INF	\$1,200,000	\$1,675,000	LOST
	Josh Donaldson-INF	\$4,300,000	\$5,750,000	WON
2016	Jesse Chavez-RHP	\$3,600,000	\$4,000,000	LOST
2017	Marcus Stroman-RHP	\$3,100,000	\$3,400,000	LOST
2018	Roberto Osuna-RHP	\$5,300,000	\$5,800,000	WON
	Marcus Stroman-RHP	\$6,500,000	\$6,900,000	WON
2019	Ryan Tepera-RHP	\$1,525,000	\$1,800,000	WON



MONTHLY RECORDS – INDIVIDUAL

PITCHING

Category	Record	Player	Date
Games	18	Mark Eichhorn	June '87
Wins	6	Duane Ward	Sept./Oct. '92
Losses	7	4x, 4 players, last: Roy Halladay	May '03
Strikeouts	68	Jesse Jefferson	Aug. '80
Innings Pitched	60.2	Roger Clemens	Aug. '98
Saves	11	Billy Koch	Sept. '84
ERA (Starters)	0.88	Kelvin Escobar	July '99
Complete Games	5	Alek Manoah	Sept. '02
		Tom Underwood	Sept. '22
		Pat Hentgen	June '79
		Roy Halladay	Aug. '96
Starts	8	Luis Leal	Sept. '03
SHO	3	Luis Leal	Aug. '82
		Dave Stieb	Sept. '88
		Roger Clemens	Aug. '98

BATTING

Category	Record	Player	Date
At-Bats	134	Lloyd Moseby	Aug. '83
Hits	48	Bo Bichette	Sept. '22
Runs	31	Shawn Green	Aug. '98
Doubles	19	Carlos Delgado	July '00
Triples	5	Alfredo Griffin	May '79
	5	Lloyd Moseby	June '84
	5	Orlando Hudson	Aug. '02
Home Runs	16	Edwin Encarnacion	May '14
Runs Batted In	35	Josh Donaldson/Edwin Encarnacion	Aug. '15
Extra-Base Hits	24	Carlos Delgado	July '00
Walks	30	Fred McGriff	Aug. '8
Stolen Bases	18	Jose Bautista	March/April '14
AVG	.450	Dave Collins	Aug. '84
SLG %	.919	John Olerud	April '93
OBP %	.550	Edwin Encarnacion	Aug. '15
		Frank Catalanotto	April '06

HOME RUN TRIVIA

PLAYER WHO HOMERED IN THEIR FINAL MAJOR LEAGUE AT-BAT

WILLIE AIKENS, April 27, 1985. He came to bat for last time, pinch-hitting at Texas in the 9th inning. Batting for Tony Fernandez against Tommy Boggs, Aikens crushed a dramatic game-tying, two-run homer and Toronto went on to win 9-8. Three days later, Aikens was "designated for assignment" winding up in the minor leagues.

TWO IN ONE INNING, BATTER

JOE CARTER was the first Blue Jay to hit two home runs in one inning. He had his two on Oct. 3, 1993 at Baltimore in the 2nd inning.

EDWIN ENCARNACION became just the 2nd player in club history to hit two home runs in one inning. He had his two on July 26, 2013 vs. Houston in the 7th inning.

40 HOME RUN SEASONS

In 1999, **CARLOS DELGADO** with 44 home runs and **SHAWN GREEN** with 42 home runs, became the first Blue Jays tandem to each hit 40 or more home runs in the same season. In 2000, the Blue Jays again had two players, **CARLOS DELGADO** and **TONY BATISTA**, each hit 40 plus homers in a season. In 2015, **JOSH DONALDSON** hit 41 home runs while teammate **JOSE BAUTISTA** hit 40, marking the 3rd time in club history in which two teammates each hit 40. In 2021, **VLADIMIR GUERRERO JR.** clubbed 48 homers while **MARCUS SEMIEN** notched 45, the 4th time a pair of teammates have hit 40+ homers and the first time they've each hit at least 45. Overall the Blue Jays have had 11 different players, done 16 times, hit 40 or more home runs in a season. **JOSE BAUTISTA** hit a club-record 54 HR in 2010 and became just the 2nd Jay

to collect 40+ HR in back-to-back seasons, the first since **CARLOS DELGADO** (1999-2000). **CARLOS DELGADO** is the only Blue Jay player to hit 40 or more home runs in a season three times (1999, 2000, 2003).

HOME RUNS BY THE FIRST TWO BATTERS OF GAME

DEVON WHITE and **ROBERTO ALOMAR** on August 18, 1991 at Detroit accomplished this feat for the first time in Blue Jays history. The second time occurred on June 14, 2006 vs. Baltimore when **ALEX RIOS** and **FRANK CATALANOTTO** did so. The third such start came on May 22, 2016 at MIN, via homers from **JOSE BAUTISTA** and **JOSH DONALDSON**. The fourth occurrence came on July 27, 2018 at CWS from **CURTIS GRANDERSON** and **LOURDES GURRIEL JR.** The most recent instance involved **MARCUS SEMIEN** and **BO BICHETTE** on May 16, 2021 vs. PHI.

MOST PLAYERS WITH 30 OR MORE HOME RUNS

The 2000 Blue Jays had four players hit 30-or-more home runs, which tied the MLB record at the time (MIN - five in 2019). It was then just the second time the feat had been accomplished in the AL as the Anaheim Angels also had four players hit 30-plus homers in the 2000 season.

20 HOME RUNS AT THE ALL-STAR BREAK

The 2000 Blue Jays became the first team in Major League history to have four players hit 20-or-more home runs at the All-Star Break. **CARLOS DELGADO** hit 28, **TONY BATISTA** hit 24, **RAUL MONDESI** hit 22, and **JOSE CRUZ Jr.** hit 20.



CLUB RECORDS

TORONTO'S BEST WON/LOST RECORDS

BEST		WORST		BEST		WORST		BEST		WORST				
G	W-L	YEAR	W-L	YEAR	G	W-L	YEAR	W-L	YEAR	G	W-L	YEAR		
1	1-0	23 times	0-1	22 times	54	36-18	84/85	13-41	79	109	69-40	85	33-76	79
2	2-0	14 times	0-2	7 times	55	36-19	84/85	13-42	79	110	69-41	85	33-77	79
3	3-0	92/96	0-3	79/03/04	56	37-19	85	14-42	79	111	70-41	85	33-78	79
4	4-0	92	1-3	7 times	57	38-19	85	15-42	79	112	70-42	85	34-78	79
5	5-0	92	1-4	78/04/17	58	38-20	85/87	16-42	79/81	113	71-42	85	34-79	79
6	6-0	92	1-5	04/17	59	39-20	87	16-43	79	114	72-42	85	34-80	79
7	6-1	92/94	1-6	17	60	39-21	87	17-43	79	115	72-43	85	35-80	79
8	7-1	92	1-7	17	61	39-22	84/85/87	17-44	79	116	72-44	85	35-81	79
9	8-1	92	1-8	17	62	40-22	84	18-44	79	117	73-44	85	36-81	79
10	9-1	92	1-9	17	63	41-22	84/87	18-45	79	118	73-45	85	37-81	79
11	9-2	92	2-9	17	64	41-23	84/87	18-46	79	119	74-45	85	38-81	79
12	10-2	92	2-10	17	65	41-24	84/87	19-46	79	120	74-46	85	38-82	79
13	10-3	92	2-11	17	66	42-24	84	20-46	79	121	75-46	85	39-82	79
14	11-3	92	3-11	04/17	67	42-25	84/87	21-46	78/79	122	76-46	85	39-83	79
15	12-3	92	3-12	17	68	43-25	84	22-46	78/79	123	77-46	85	39-84	79
16	12-4	92/99	4-12	04/17	69	43-26	84/85/87	22-47	78/79	124	77-47	85	39-85	79
17	13-4	92	4-13	17	70	44-26	87	23-47	78/79	125	78-47	85	39-86	79
18	14-4	92	5-13	17	71	44-27	85/87	23-48	79	126	79-47	85	39-87	79
19	15-4	92	5-14	17	72	45-27	85/87	23-49	79	127	79-48	85	40-87	79
20	15-5	92	6-14	79/17	73	45-28	85/87	23-50	79	128	80-48	85	40-88	79
21	15-6	92	6-15	17	74	46-28	85	23-51	79	129	81-48	85	41-88	79
22	16-6	92	6-16	17	75	46-29	85	24-51	79	130	81-49	85	42-88	79
23	16-7	92	6-17	17	76	46-30	85/93	24-52	79	131	82-49	85	42-89	79
24	16-8	92/01	7-17	79/17	77	47-30	85/93	24-53	79	132	82-50	85	42-90	79
25	16-9	92/01/09	7-18	79	78	48-30	93	24-54	79	133	83-50	85	42-91	79
26	17-9	92/01/09	8-18	78/79/04	79	48-31	85/92/93	24-55	79	134	84-50	85	43-91	79
27	18-9	92/09	8-19	79	80	49-31	92	24-56	79	135	84-51	85	43-92	79
28	19-9	92	8-20	79	81	50-31	92	24-57	79	136	85-51	85	44-92	79
29	20-9	92	8-21	79	82	51-31	92	25-57	79	137	86-51	85	44-93	79
30	21-9	92	8-22	79	83	52-31	92	26-57	79	138	87-51	85	44-94	79
31	21-10	92	8-23	79	84	53-31	92	26-58	79	139	88-51	85	44-95	79
32	21-11	87/92	8-24	79	85	53-32	85/92	27-58	79	140	88-52	85	44-96	79
33	22-11	92	9-24	79	86	53-33	85/92	27-59	79	141	89-52	85	44-97	79
34	23-11	92	9-25	79	87	53-34	85/92	27-60	79	142	90-52	85	44-98	79
35	24-11	92	9-26	79	88	54-34	92	28-60	79	143	91-52	85	45-98	79
36	25-11	92	9-27	79	89	54-35	92	28-61	79	144	91-53	85	46-98	79
37	25-12	92	10-27	79	90	55-35	92	28-62	79	145	91-54	85	46-99	79
38	25-13	92	10-28	79	91	56-35	92	28-63	79	146	92-54	85	47-99	79
39	25-14	84/85/92/09	10-29	79	92	56-36	92	29-63	79	147	93-54	85	48-99	79
					93	57-36	92	29-64	79	148	93-55	85	49-99	79
40	26-14	84/85/09	10-30	79	94	57-37	85/92	29-65	79	149	94-55	85	50-99	79
41	27-14	84/85/09	10-31	79	95	58-37	85/92	29-66	79	150	95-55	85	50-100	79
42	28-14	84/85	11-31	79	96	59-37	85	29-67	79	151	95-56	85	50-101	79
43	29-14	84/85	11-32	79	97	60-37	85	29-68	79	152	95-57	85	50-102	79
44	30-14	84/85	11-33	79	98	61-37	85	29-69	79	153	96-57	85	51-102	79
45	31-14	84/85	12-33	79	99	62-37	85	29-70	79	154	97-57	85	52-102	77/79
46	31-15	84/85	12-34	79	100	63-37	85	30-70	79	155	98-57	85	52-103	77/79
47	32-15	84	12-35	79	101	63-38	85	31-70	79	156	98-58	85	52-104	77/79
48	33-15	84	12-36	79	102	64-38	85	31-71	79	157	98-59	85	52-105	77
49	34-15	84	12-37	79	103	65-38	85	32-71	79	158	98-60	85	53-105	77/79
50	34-16	84/85	12-38	79	104	66-38	85	32-72	79	159	98-61	85	53-106	77/79
51	35-16	85	12-39	79	105	67-38	85	32-73	79	160	99-61	85	53-107	79
52	36-16	85	13-39	79	106	67-39	85	32-74	79	161	99-62	85	53-108	79
53	36-17	84/85	13-40	79	107	68-39	85	32-75	79	162	96-66	87/92	53-109	79
					108	69-39	85	32-76	79					

BIographies

LAST SEASON

HISTORY

RECORDS

OPPONENTS

PLAYER DEV.

MEDIA & MISC.



BLUE JAYS MONTHLY RECORDS

		MARCH/ APRIL W-L	MAY W-L	JUNE W-L	JULY W-L	AUG. W-L	SEPT./ OCT. W-L	PRE ALL-STAR W-L	POST ALL-STAR W-L	TOTAL W-L
1977	H	6-4	5-10	3-9	5-10	3-8	3-14	18-27	7-28	25-55
	A	4-7	3-7	7-8	2-11	7-10	6-9	16-31	13-21	29-52
	T	10-11	8-17	10-17	7-21	10-18	9-23	34-58	20-49	54-107
1978	H	4-7	7-7	6-8	7-7	10-3	3-12	19-23	18-21	37-44
	A	4-6	2-11	3-9	6-11	6-11	1-10	13-30	9-28	22-58
	T	8-13	9-18	9-17	13-18	16-14	4-22	32-53	27-49	59-102
1979	H	3-8	3-15	6-5	5-6	6-8	9-7	14-32	18-17	32-49
	A	4-7	2-8	6-14	3-11	5-9	1-11	15-32	6-28	21-60
	T	7-15	5-23	12-19	8-17	11-17	10-18	29-64	24-45	53-109
1980	H	3-1	8-9	7-7	5-10	6-8	6-11	18-19	17-27	35-46
	A	6-6	5-5	3-10	6-7	5-12	7-9	15-24	17-25	32-49
	T	9-7	13-14	10-17	11-17	11-20	13-20	33-43	34-52	67-95
1981	H	2-7	5-10	0-5	—	4-8	6-6	7-22	10-14	17-36
	A	5-5	4-10	0-5	—	5-2	6-11	9-20	11-13	20-33
	T	7-12	9-20	0-10	—	9-10	12-17	16-42	21-27	37-69
1982	H	5-6	6-5	7-10	9-4	7-8	10-4	19-24	25-13	44-37
	A	3-6	7-9	5-4	6-8	6-12	7-8	18-23	16-24	34-47
	T	8-12	13-14	12-14	15-12	13-20	17-12	37-47	41-37	78-84
1983	H	4-4	12-6	6-3	8-8	7-6	11-6	23-15	25-18	48-33
	A	4-6	6-3	10-9	7-4	8-13	6-5	20-18	21-22	41-40
	T	8-10	18-9	16-12	15-12	15-19	17-11	43-33	46-40	89-73
1984	H	5-5	15-2	9-5	7-6	6-5	7-9	34-15	15-17	49-32
	A	8-4	4-4	4-11	7-8	12-7	5-7	16-19	24-22	40-41
	T	13-9	19-6	13-16	14-14	18-12	12-16	50-34	39-39	89-73
1985	H	5-4	9-2	11-5	10-4	5-3	12-8	26-13	28-13	54-26
	A	8-3	8-6	5-8	8-6	12-7	6-6	27-22	18-24	45-36
	T	13-7	17-8	16-13	18-10	17-10	18-14	53-35	46-37	99-62
1986	H	4-7	7-5	10-8	5-5	11-5	5-9	26-25	16-14	42-39
	A	5-4	7-10	7-3	10-6	7-5	8-9	21-18	23-19	44-37
	T	9-11	14-15	17-11	15-11	18-10	13-18	47-43	39-33	86-76
1987	H	7-4	7-3	8-7	12-4	5-6	13-5	28-16	24-13	52-29
	A	5-4	9-8	9-4	3-8	12-6	6-7	23-20	21-17	44-37
	T	12-8	16-11	17-11	15-12	17-12	19-12	51-36	45-30	96-66
1988	H	4-9	6-5	10-4	4-8	7-7	14-3	23-24	22-12	45-36
	A	5-4	7-11	7-7	8-6	7-7	8-4	19-22	23-17	42-39
	T	9-13	13-16	17-11	12-14	14-14	22-7	42-46	45-29	87-75
1989	H	4-5	8-9	6-5	6-8	14-4	8-5	20-23	26-12	46-35
	A	5-11	3-6	11-5	9-4	6-5	9-6	22-22	21-16	43-38
	T	9-16	11-15	17-10	15-12	20-9	17-11	42-45	47-28	89-73
1990	H	9-4	5-9	6-8	9-5	5-8	10-3	26-23	18-14	44-37
	A	3-5	9-5	8-5	5-7	8-8	8-9	21-15	21-24	42-39
	T	12-9	14-14	15-13	14-12	13-16	18-12	47-38	39-38	86-76
1991	H	8-3	8-5	8-7	8-6	6-8	8-6	27-16	19-19	46-35
	A	4-6	7-7	8-5	7-5	9-6	10-7	22-18	23-18	45-36
	T	12-9	15-12	16-12	15-11	15-14	18-13	49-34	42-37	91-71
1992	H	11-4	8-6	4-5	11-4	7-4	12-5	31-18	22-10	53-28
	A	5-3	7-6	10-7	5-6	7-12	9-4	22-16	21-22	43-38
	T	16-7	15-12	14-12	16-10	14-16	21-9	53-34	43-32	96-66
1993	H	9-4	8-6	10-3	7-9	7-6	7-5	28-19	20-14	48-33
	A	4-6	8-6	9-6	5-5	10-6	11-5	21-21	26-13	47-34
	T	13-10	16-12	19-9	12-14	17-12	18-10	49-40	46-27	95-67
1994	H	9-2	10-8	3-8	9-4	2-4	—	24-19	9-7	33-26
	A	5-8	0-8	5-10	8-6	4-2	—	14-29	8-5	22-34
	T	14-10	10-16	8-18	17-10	6-6	—	38-48	17-12	55-60
1995	H	3-2	7-8	6-5	5-8	5-8	3-12	16-17	13-26	29-43
	A	—	4-8	3-11	10-6	6-10	4-10	11-23	16-22	27-45
	T	3-2	11-16	9-16	15-14	11-18	7-22	27-40	29-48	56-88
1996	H	5-9	8-5	5-6	7-7	5-9	5-10	19-22	16-24	35-46
	A	6-5	5-10	7-9	6-7	9-6	6-5	19-27	20-15	39-42
	T	11-14	13-15	12-15	13-14	14-15	11-15	38-49	36-39	74-88
1997	H	5-7	7-8	5-11	8-4	8-6	9-3	20-29	22-10	42-39
	A	6-5	8-5	6-4	5-11	7-9	2-13	20-14	14-33	34-47
	T	11-12	15-13	11-15	13-15	15-15	11-16	40-43	36-43	76-86
1998	H	5-8	8-6	8-5	9-4	11-5	10-2	25-20	26-10	51-30
	A	5-8	10-5	6-9	3-11	6-5	7-6	21-22	16-22	37-44
	T	10-16	18-11	14-14	12-15	17-10	17-8	46-42	42-32	88-74
1999	H	9-1	4-12	13-5	9-5	2-10	3-8	29-19	11-22	40-41
	A	4-10	7-5	2-8	10-2	10-6	11-6	18-24	26-13	44-37
	T	13-11	11-17	15-13	19-7	12-16	14-14	47-43	37-35	84-78
2000	H	7-7	8-8	7-3	6-7	8-3	9-8	22-18	23-18	45-36
	A	5-7	8-4	9-7	5-9	7-8	8-8	26-23	12-20	38-43
	T	12-14	16-12	16-10	11-16	15-11	13-16	48-41	35-38	83-79

BIographies

LAST SEASON

HISTORY

RECORDS

OPPONENTS

PLAYER DEV.

MEDIA & MISC.



		MARCH/ APRIL W-L	MAY W-L	JUNE W-L	JULY W-L	AUG. W-L	SEPT./ OCT. W-L	PRE ALL-STAR W-L	POST ALL-STAR W-L	TOTAL W-L
2001	H	11-5	2-8	7-11	4-7	7-5	9-6	22-27	18-15	40-42
	A	5-4	8-10	5-4	7-9	9-7	6-6	20-19	20-21	40-40
	T	16-9	10-18	12-15	11-16	16-12	15-12	42-46	38-36	80-82
2002	H	3-8	5-12	9-4	8-3	7-9	10-3	17-24	25-15	42-39
	A	5-8	5-5	6-8	5-11	6-8	9-5	17-28	19-17	36-45
	T	8-16	10-17	15-12	13-14	13-17	19-8	34-52	44-32	78-84
2003	H	4-10	9-4	9-1	3-11	4-6	12-4	23-24	18-16	41-40
	A	6-8	12-4	6-10	5-6	9-9	7-3	26-22	19-14	45-36
	T	10-18	21-8	15-11	8-17	13-15	19-7	49-46	37-30	86-76
2004	H	1-8	13-6	6-6	7-5	5-10	8-6	23-23	17-18	40-41
	A	6-7	2-8	6-9	4-9	4-10	5-10	16-26	11-27	27-53
	T	7-15	15-14	12-15	11-14	9-20	13-16	39-49	28-45	67-94
2005	H	5-6	9-6	6-4	10-6	6-6	7-10	22-17	21-21	43-38
	A	8-6	6-6	6-11	3-6	7-9	7-6	22-27	15-17	37-44
	T	13-12	15-12	12-15	13-12	13-15	14-16	44-44	36-38	80-82
2006	H	8-6	11-5	9-5	7-5	6-6	9-4	29-17	21-14	50-31
	A	4-5	6-7	7-6	5-9	6-11	9-6	20-22	17-22	37-44
	T	12-11	17-12	16-11	12-14	12-17	18-10	49-39	38-36	87-75
2007	H	7-7	8-5	9-6	7-2	9-7	9-5	26-19	23-13	49-32
	A	6-5	4-11	5-7	7-10	6-6	6-8	17-25	17-22	34-47
	T	13-12	12-16	14-13	14-12	15-13	15-13	43-44	40-35	83-79
2008	H	5-7	10-4	8-7	9-4	7-6	10-5	27-20	20-14	47-34
	A	6-10	10-6	2-9	4-7	9-6	6-5	20-28	19-14	39-42
	T	11-17	20-10	10-16	13-11	16-12	16-10	47-48	39-28	86-76
2009	H	7-3	11-4	6-11	5-5	5-9	10-5	25-18	19-19	44-37
	A	8-6	3-11	6-3	3-11	5-7	6-12	19-28	12-22	31-50
	T	15-9	14-15	12-14	8-16	10-16	16-17	44-46	31-41	75-87
2010	H	6-9	9-2	5-6	7-4	8-6	10-6	23-20	22-13	45-33
	A	6-3	10-8	4-11	7-7	7-7	6-8	21-25	19-19	40-44
	T	12-12	19-10	9-17	14-11	15-13	16-14	44-45	41-32	85-77
2011	H	6-5	9-8	3-7	10-6	5-8	9-5	19-22	23-17	42-39
	A	7-9	6-5	9-8	5-5	8-7	4-8	26-25	13-17	39-42
	T	13-14	15-13	12-15	15-11	13-15	13-13	45-47	36-34	81-81
2012	H	6-7	9-3	6-6	7-7	5-7	8-10	23-19	18-21	41-40
	A	6-4	6-10	7-8	4-7	4-12	5-8	20-24	12-25	32-49
	T	12-11	15-13	13-14	11-14	9-19	13-18	43-43	30-46	73-89
2013	H	6-8	8-8	8-1	6-11	7-5	5-8	25-21	15-20	40-41
	A	4-9	5-7	8-8	4-5	5-12	7-6	20-28	14-19	34-47
	T	10-17	13-15	17-9	10-16	12-17	12-14	45-49	29-39	74-88
2014	H	5-7	12-6	6-8	7-2	7-8	9-4	25-21	21-14	46-35
	A	7-8	9-3	6-7	8-9	2-9	5-8	24-26	13-18	37-44
	T	12-15	21-9	12-15	15-11	9-17	14-12	49-47	34-32	83-79
2015	H	5-5	9-7	11-5	6-3	12-4	10-4	26-18	27-10	53-28
	A	6-7	3-10	7-4	6-10	9-2	9-8	19-28	21-13	40-41
	T	11-12	12-17	18-9	12-13	21-6	19-12	45-46	48-23	93-69
2016	H	5-7	8-7	6-4	13-6	8-4	6-7	27-20	19-15	46-35
	A	6-7	9-5	9-8	3-2	9-7	7-9	24-20	19-18	43-38
	T	11-14	17-12	15-12	16-8	17-11	13-16	51-40	38-33	89-73
2017	H	4-8	11-4	5-8	7-6	8-8	7-5	22-24	20-15	42-39
	A	4-9	7-6	6-7	5-9	5-7	7-9	19-23	15-24	34-47
	T	8-17	18-10	11-15	12-15	13-15	14-14	41-47	35-39	76-86
2018	H	9-7	3-10	10-3	5-8	7-5	6-8	24-25	16-16	40-41
	A	7-5	6-9	4-9	4-7	6-10	6-8	19-27	14-21	33-48
	T	16-12	9-19	14-12	9-15	13-15	12-16	43-52	30-37	73-89
2019	H	7-8	3-10	5-8	5-8	7-7	8-5	18-30	17-16	35-46
	A	7-7	4-11	5-9	7-6	5-8	4-8	16-27	16-22	32-49
	T	14-15	7-21	10-17	12-14	12-15	12-13	34-57	33-38	67-95
2020	H	—	—	—	0-0	8-5	9-4	—	—	35-46
	A	—	—	—	3-4	7-6	5-9	—	—	32-49
	T	—	—	—	3-4	15-11	14-13	—	—	67-95
2021	H	5-4	5-7	7-7	7-4	11-7	12-4	19-20	28-13	47-33
	A	7-8	10-6	7-5	5-7	5-7	10-5	26-22	18-16	44-38
	T	12-12	15-13	14-12	12-11	16-14	22-9	45-42	46-29	91-71
2022	H	8-4	7-4	9-7	10-6	4-8	9-5	30-19	17-15	47-34
	A	6-4	7-8	6-6	4-6	9-6	13-6	20-24	25-12	45-36
	T	14-8	14-12	15-13	14-12	13-14	22-11	50-43	42-27	92-70



MISCELLANEOUS STATISTICS

BEST/WORST HOMESTANDS AND ROADTRIPS

(MINIMUM 6 GAMES)

UNDEFEATED HOMESTANDS

PCT.	W-L	DATES	OPPONENTS
1.000	6-0	Sept. 24-29, 2002	Baltimore, Detroit
1.000	6-0	Sept. 2-7, 2008	Minnesota, Tampa Bay
1.000	6-0	June 17-23, 2013	Colorado, Baltimore
1.000	6-0	June 5-10, 2015	Houston, Miami

UNDEFEATED ROAD TRIPS

None

WINLESS HOMESTANDS

.000	0-6	Sept. 26-Oct. 1, 1980	Boston, Detroit
.000	0-6	June 20-26, 1994	Boston, Baltimore
.000	0-6	Aug. 13-18, 1999	Oakland, Seattle
.000	0-6	May 8-13, 2001	Oakland, Seattle
.000	0-6	May 24-29, 2002	Cleveland, Boston

WINLESS ROAD TRIPS

.000	0-6	Sept. 3-9, 1979	Baltimore, Cleveland
.000	0-6	May 1-6, 2007	Cleveland, Texas
.000	0-9	May 19-27, 2009	Boston, Atlanta, Baltimore
.000	0-6	May 27-June 2, 2019	Tampa Bay, Colorado
.000	0-6	Sept. 2-8, 2019	Atlanta, Tampa Bay

LONGEST WINNING STREAKS (10 OR MORE)

11	1987	June 2-13	SEA 2, BAL 3, NYY 3, BAL 3
11	1998	Aug. 27-Sept. 7	KC 1, MIN 3, KC 2, BOS 4, CLE 1
11	2013	June 11-23	CWS 1, TEX 4, COL 3, BAL 3
11	2015	June 2-14	WSH 2, HOU 3, MIA 3, BOS 3
11	2015	Aug. 2-13	KC 1, MIN 4, NYY 3, OAK 3
10	2008	Aug. 30-Sept. 9	NYN 2, MIN 3, TB 3, CWS 2

LONGEST LOSING STREAKS (10 OR MORE)

12	1981	May 31-Aug. 10	OAK 1, CAL 3, TEX 3, CWS 2, KC 2, DET 1
11	1977	Aug. 26-Sept. 6	OAK 3, MIN 2, SEA 3, BOS 3
10	1994	June 18-28	DET 2, BOS 3, BAL 3, MIL 2

LONGEST HOME WINNING STREAKS

10	1985	July 21-Aug. 3	OAK 1, SEA 3, CAL 4, TEX 2
9	1984	May 21-June 2	MIN 3, CLE 4, NYY 2
9	1994	July 9-24	KC 2, MIN 3, TEX 4
9	1998	Aug. 27-Sept. 7	KC 1, MIN 3, BOS 4, CLE 1
9	2015	June 5-19	HOU 3, MIA 3, NYM 2, BAL 1

LONGEST ROAD WINNING STREAKS

9	1993	Sept. 14-30	DET 2, MIN 3, MIL 3, BAL 1
7	1985	April 14-May 1	BAL 1, TEX 3, OAK 2, CAL 1
7	1987	May 25-June 13	SEA 1, NYY 3, BAL 3
7	1996	Aug. 18-24	MIN 1, KC 3, CWS 3

LONGEST HOME LOSING STREAKS

11	1977	Aug. 15-Sept. 6	CAL 2, OAK 3, SEA 3, BOS 3
9	1999	Aug. 13-29	OAK 3, SEA 3, TEX 3
8	1999	Sept. 14-26	NYN 2, CHW 3, CLE 3
8	2004	April 15-21	DET 3, BAL 3, BOS 2

LONGEST ROAD LOSING STREAKS

12	1979	July 7-Aug. 11	TEX 2, MIL 2, MIN 4, KC 3, CWS 1
11	1979	Aug. 18-Sept. 9	CAL 1, SEA 3, BAL 3, CLE 3
9	1994	April 30-May 25	MIN 2, BAL 3, BOS 2, NYY 2
9	2009	May 19-27	BOS 3, ATL 3, BAL 3



LONGEST WINNING AND LOSING STREAKS

YEAR	WON	LOST	YEAR	WON	LOST	YEAR	WON	LOST	YEAR	WON	LOST
1977	3	11	1989	6	4	2001	4	6	2013	11	7
1978	5	9	1990	6	6	2002	7	9	2014	9	6
1979	4	7	1991	6	7	2003	6	6	2015	11	5
1980	6	8	1992	8	5	2004	6	6	2016	7	5
1981	4	12	1993	9	6	2005	4	5	2017	5	7
1982	6	6	1994	8	10	2006	5	7	2018	5	5
1983	5	6	1995	4	8	2007	5	9	2019	5	7
1984	7	6	1996	7	6	2008	10	7	2020	6	6
1985	9	6	1997	5	7	2009	6	9	2021	8	6
1986	9	5	1998	11	4	2010	6	5	2022	8	5
1987	11	7	1999	8	7	2011	6	4			
1988	6	6	2000	5	6	2012	4	7			

WINNING AND LOSING STREAKS – HOME AND ROAD

	HOME		ROAD		YEAR	HOME		ROAD	
	WIN	LOSS	WIN	LOSS		WIN	LOSS	WIN	LOSS
1977	3	11	6	5	2000	6	5	3	7
1978	5	7	3	9	2001	5	7	4	4
1979	4	7	3	12	2002	6	6	5	8
1980	3	6	6	6	2003	7	6	6	4
1981	3	6	4	7	2004	6	8	3	6
1982	6	4	4	7	2005	6	5	3	6
1983	5	3	4	6	2006	5	3	3	5
1984	9	4	3	6	2007	8	4	3	7
1985	10	3	7	6	2008	6	6	4	7
1986	7	4	5	4	2009	6	4	3	9
1987	7	4	7	5	2010	5	4	6	5
1988	4	5	5	5	2011	4	5	5	4
1989	6	5	4	6	2012	4	4	4	8
1990	6	6	6	4	2013	7	6	5	7
1991	5	5	6	3	2014	7	4	6	7
1992	8	5	5	5	2015	9	2	5	5
1993	5	5	9	4	2016	7	5	4	4
1994	9	7	2	5	2017	5	5	3	5
1995	4	7	5	7	2018	7	6	4	7
1996	3	5	7	4	2019	3	7	5	7
1997	6	7	6	7	2020	4	2	4	6
1998	9	5	4	4	2021	5	6	6	3
1999	8	9	5	5	2022	4	3	8	5

10 CONSECUTIVE HITS

The Toronto Blue Jays tied an American League record on September 4, 1992 at SkyDome by collecting 10 consecutive hits in an eight-run 2nd inning against the Minnesota Twins.

The Blue Jays tied the mark set by the Boston Red Sox on June 2, 1901 and equalled by the Detroit Tigers on September 20, 1983.

The Major League record of 12 straight hits was set by the St. Louis Cardinals in 1920 and equalled by the Brooklyn Dodgers in 1930.

With one out in the 2nd, Toronto's Kelly Gruber reached on an infield single against Twins' starter Kevin Tapani. Singles by Pat Borders and Manuel Lee scored Gruber to cut Minnesota's lead to 3-1.

Devon White doubled in a run and Roberto Alomar followed with a two-run single to give the Blue Jays a 4-3 lead. Joe Carter tripled home Alomar and scored on Dave Winfield's single off reliever Tom Edens. Winfield was thrown out at second for the inning's second out, but John Olerud singled and scored on Candy Maldonado's triple to open a 7-3 cushion. Gruber's bloop double to right-center scored Maldonado for the 10th straight hit.

Borders then flied to center to end the inning.

Toronto's previous club record was nine consecutive hits, set against California on July 3, 1992.



BIGGEST INNINGS

BLUE JAYS

INN.	RUNS	H/A	DATE	OPP.	SCORE	WINNER	LOSER
1st	8	A	Sept. 26, 2007	BAL	8-5	Halladay	Zambrano
	8	H	July 14, 2011	NY Yankees	16-7	Reyes	Colon
2nd	11	H	April 26, 1995	OAK	13-1	Cone	Stewart
3rd	10	A	Sept. 12, 2021	BAL	22-7	Matz	Lowther
4th	10	A	June 10, 1990	MIL	13-5	Wells	Navarro
5th	10	A	July 22, 2022	BOS	28-5	Gausman	Eovaldi
6th	11	H	July 25, 2007	MIN	13-1	Litsch	Silva
7th	11	A	Sept. 11, 2021(2)	BAL	11-2	Richards	Akin
8th	8	A	May 28, 1986	MIN	14-8	Clancy	Blyleven
	8	H	July 1, 1998	NY Yankees	15-10	Plesac	Rojas
	8	H	June 9, 2006	DET	10-5	Frasor	Jones
9th	11	A	July 20, 1984	SEA	12-7	Acker	Mirabella
10th	6	A	Aug. 3, 1995	BAL	8-2	Jordan	Clark
11th	6	A	May 14, 2011	MIN	9-3	Rauch	Perkins
12th	4	A	Aug. 27, 2007	OAK	6-2	Accardo	Embree
13th	5	A	July 9, 1985	SEA	9-4	Musselman	Vande Berg
14th	5	A	April 29, 1981	MIL	5-0	Leal	Easterly
	5	A	June 21, 1989	CAL	6-1	Henke	Minton
15th	3	A	June 12, 1983	CAL	6-5	Clarke	Brown
16th	3	A	April 5, 2012	CLE	7-4	Perez	Ascencio
17th	1	A	Oct. 4, 1980	BOS	7-6	Leal	Stanley
18th	1	H	July 28, 2005	ANA	2-1	Walker	Shields
19th	1	H	Aug. 10, 2014	DET	6-5	Jenkins	Porcello

OPPONENTS

INN.	RUNS	H/A	DATE	OPP.	SCORE	WINNER	LOSER
1st	10	H	June 21, 1994	BOS	1-13	Sele	Cornett
2nd	9	H	April 5, 1979	KC	2-11	Leonard	Underwood
3rd	10	A	July 3, 2010	NY Yankees	3-11	Pettitte	Romero
4th	10	A	Sept. 28, 2000	BAL	1-23	Rapp	Carpenter
5th	8	H	June 17, 2022	NY Yankees	3-12	Montgomery	Stripling
	8	H	Sept. 17, 1988	CLE	3-12	Swindell	Key
6th	9	H	April 6, 2000	KC	3-9	Durbin	Escobar
7th	11	H	Aug. 6, 1979	KC	12-16	Mingori	Stieb
8th	8	H	June 30, 1977	NY Yankees	5-11	Hunter	Garvin
	8	A	July 4, 2003	BAL	5-8	Driskill	Lopez
9th	9	H	Aug. 28, 2004	NY Yankees	6-18	Brown	Lilly
10th	5	H	July 24, 2013	LAD	3-8	League	J. Perez
	5	H	Aug. 7, 2018	BOS	7-10	Kimbrel	Giles
11th	7	H	Aug. 26, 2014	BOS	7-11	Tazawa	Janssen
	7	H	May 24, 2021	TB	8-14	Springs	Payamps
12th	5	H	July 1, 1987	NY Yankees	1-6	Clements	Musselman
13th	6	H	June 2, 1982	NY Yankees	6-12	Rawley	McLaughlin
14th	4	H	Aug. 8, 1991	DET	0-4	Gibson	Henke
15th	4	H	Sept. 15, 1995	MIL	1-5	Kiefer	Robinson
17th	1	A	June 8, 1998	FLA	3-4	Edmondson	Hanson
	1	H	April 19, 2001	NY Yankees	5-6	Choate	File
19th	1	H	July 1, 2016	CLE	1-2	Bauer	Barney
	1	A	Sept. 5, 2017	BOS	2-3	Velazquez	Rowley

MOST HOME RUNS HIT IN A SERIES

The Blue Jays hit 15 home runs in a four-game series in Boston from June 11-14, 2021, a franchise record for home runs in a single series against any team. The most home runs hit in a three-game series by Toronto is 13, which occurred in a sweep at Fenway Park on Sept. 28-30, 2009.



COMEBACKS

TRAILING BY THREE OR MORE RUNS AFTER EIGHT INNINGS AND WINNING THE GAME

Date	Inning	Opponent	Previous Score	Final Score	Runs Down
April 26, 2022	Bottom 9th	vs. BOS	L 2-5	W 6-5 (10 inn.)	3
June 19, 2021	Top 9th	at BAL	L 4-7	W 10-7	3
July 27, 2019	Bottom 9th	vs. TB	L 5-9	W 10-9 (12 inn.)	4
Sept. 20, 2018	Bottom 9th	vs. TB	L 2-8	W 9-8	6
July 30, 2017	Bottom 9th	vs. LAA	L 4-10	W 11-10	6
May 26, 2013	Bottom 9th	vs. BAL	L 2-5	W 6-5	3
April 5, 2012	Top 9th	at CLE	L 1-4	W 7-4 (16 inn.)	3
Aug. 12, 2010	Bottom 9th	vs. BOS	L 2-5	W 6-5	3
June 5, 2007	Bottom 9th	vs. TB	L 6-11	W 12-11	5
April 27, 2003	Bottom 9th	vs. KC	L 4-9	W 10-9	5
June 29, 2002	Bottom 10th	vs. MTL	L 1-4	W 5-4	3
April 14, 2001	Bottom 9th	vs. KC	L 1-4	W 5-4	3
Aug. 1, 1995	Top 9th	at BAL	L 6-10	W 12-10	4
May 7, 1992	Top 9th	at SEA	L 3-7	W 8-7	4
June 4, 1989	Top 12th	at BOS	L 6-10	W 13-11	4
April 20, 1987	Top 10th	at CLE	L 2-6	W 8-7	4
July 18, 1978	Top 10th	at SEA	L 6-9	W 13-12	3

LARGEST LEAD CHANGES

(7 RUNS OR MORE)

DEFICITS OVERCOME IN A VICTORY:

10 runs – June 4, 1989 at BOS (W 13-11, 11 inn.)
 8 runs – June 20, 2014 at CIN (W, 14-9)
 7 runs – April 8, 2022 vs. TEX (W, 10-8)
 7 runs – Aug. 20, 2020 (GM 2) vs. PHI (W, 9-8)
 7 runs – July 27, 2019 vs. TB (W, 10-9)
 7 runs – June 12, 2015 at BOS (W, 13-10)
 7 runs – May 6, 2013 at TB (W, 8-7)
 7 runs – June 5, 2007 vs. TB (W 12-11)
 7 runs – April 27, 2003 vs. KC (W 10-9)
 7 runs – April 23, 1990 vs. CLE (W 12-9)

LEADS SURRENDERED IN A LOSS:

8 runs – July 25, 2009 vs. TB (L 10-9 in 12 inn.)
 8 runs – Aug. 21, 2006 vs. OAK (L 12-10)
 8 runs – June 4, 1995 at CLE (L 9-8)
 8 runs – Sept. 7, 1979 at CLE (L 9-8)
 7 runs – July 28, 2019 vs. TB (L 10-9)
 7 runs – April 11, 2011 at SEA (L 8-7)
 7 runs – Aug. 2, 2002 vs. BAL (L 9-8)
 7 runs – July 2, 1995 vs. BAL (L 9-7)
 7 runs – April 15, 1994 at CAL (L 14-13)

TRIPLE PLAYS

BLUE JAYS (4)

Inn.	Date	Opp.	Pitcher	Batter	Putout
T2	4/22/78	CWS	J. Clancy	J. Moore	P-1B-SS
B8	9/7/79	at CLE	P. Huffman	T. Cox	3B-2B-1B
T7	9/21/79	NYN	T. Underwood	D. Garcia	2B-1B-SS
B3	4/20/12	at KC	K. Drabek	E. Hosmer	1B-SS

OPPONENTS (10)

Inn.	Date	Opp.	Pitcher	Batter	Putout
B6	9/9/78	BAL	S. McGregor	R. Cerone	3B-2B-1B
B5	9/10/91	SEA	B. Holman	J. Carter	3B-2B-1B
T9	7/13/95	at SEA	T. Belcher	S. Martinez	P-SS-2B
T4	7/28/97 (GM 2)	at MIL	J. Adamson	A. Gonzalez	3B-2B-1B
B5	9/13/02	TB	D. Brazelton	K. Huckaby	2B-SS-1B
T5	5/12/08 (GM 2)	at CLE	C. Lee	L. Overbay	2B
B6	6/6/14	STL	S. Maness	J. Bautista	2B-SS/SS-1B
T4	7/26/15	at SEA	T. Walker	R. Goins	1B-SS-C
B6	9/8/17	DET	D. VerHagen	K. Pillar	3B-2B-1B
B1	6/17/21	NYN	M. King	V. Guerrero Jr.	P-1B/1B-SS-C-3B/3B-SS
B3	9/18/22	BAL	D. Kremer	M. Chapman	LSS, SS-2B-1B



HIGHEST SCORING GAMES

BY BLUE JAYS (15 OR MORE RUNS SCORED)

DATE	OPPONENT	SCORE	BLUE JAYS PITCHER OF RECORD	DATE	OPPONENT	SCORE	BLUE JAYS PITCHER OF RECORD
June 26, 1978	vs. Baltimore	24-10	Tom Underwood	May 9, 1987	at Texas	15-4	Dave Stieb
Sept. 12, 2021	at Baltimore	22-7	Steven Matz	June 19, 1987	vs. Milwaukee	15-6	Jeff Musselman
June 25, 2002	at Tampa Bay	20-11	Pete Walker	Aug. 7, 1987	at Cleveland	15-1	Dave Stieb
Sept. 10, 1977	at New York	19-3	Jim Clancy	July 15, 1988	vs. Cleveland	15-3	Dave Stieb
June 26, 1983	at Seattle	19-7	Jim Acker	Sept. 27, 1988	at Boston	15-9	Mike Flanagan
Aug. 9, 1999	at Texas	19-4	Joey Hamilton	Apr. 16, 1989	vs. Kansas City	15-8	David Wells
Aug. 12, 2019	vs. Texas	19-4	Brock Stewart	Aug. 6, 1992	at Detroit	15-11	Jack Morris
Sept. 14, 1987	vs. Baltimore	18-3	Jim Clancy	July 19, 1993	at Chicago	15-7	Dave Stewart
July 29, 1995	vs. Oakland	18-11	Giovanni Carrara	June 30, 1996	vs. Milwaukee	15-2	Erik Hanson
May 16, 2003	at Kansas City	18-1	Mark Hendrickson	July 6, 1996	at Detroit	15-0	Pat Hentgen
Aug. 31, 2009	at Texas	18-10	Brett Cecil	July 13, 1996	at Milwaukee	15-7	Pat Hentgen
June 13, 2021	at Boston	18-4	Robbie Ray	July 1, 1998	vs. New York-NL	15-10	Dan Plesac
April 11, 1988	vs. New York	17-9	David Wells	Sept. 7, 1998	vs. Cleveland	15-1	Kelvin Escobar
April 20, 1990	vs. Kansas City	17-6	Todd Stottlemyre	Aug. 10, 2000	at Kansas City	15-7	Ryan Carpenter
Aug. 7, 2010	vs. Tampa Bay	17-11	Brian Tallet	May 6, 2003	vs. Texas	15-5	Roy Halladay
July 3, 2016	vs. Cleveland	17-1	J.A. Happ	April 25, 2004	at Baltimore	15-3	Roy Halladay
May 29, 2017	vs. Cincinnati	17-2	Marcus Stroman	June 12, 2004	vs. Arizona	15-4	Roy Halladay
Sept. 11, 1983	vs. Oakland	16-6	Jim Gott	July 1, 2005	at Boston	15-2	Ted Lilly
May 14, 1988	at Minnesota	16-4	Dave Stieb	Aug. 8, 2007	at New York	15-4	Roy Halladay
June 8, 1992	at New York	16-3	Todd Stottlemyre	Aug. 17, 2008	at Boston	15-4	Shaun Marcum
June 22, 1992	at Texas	16-7	Jack Morris	July 22, 2012	at Boston	15-7	Henderson Alvarez
Sept. 4, 1992	vs. Minnesota	16-5	David Cone	Aug. 22, 2015	at Los Angeles-AL	15-3	Marco Estrada
April 22, 1996	at Seattle	16-7	Tony Castillo	Aug. 29, 2015	vs. Detroit	15-1	Drew Hutchison
Aug. 19, 1998	at Seattle	16-2	Pat Hentgen	Sept. 30, 2015	at Baltimore	15-2	Marcus Stroman
May 3, 1999	at Seattle	16-10	David Wells	Aug. 26, 2016	vs. Minnesota	15-8	Francisco Liriano
Sept. 19, 2000	vs. New York	16-3	Steve Trachsel	April 18, 2018	vs. Kansas City	15-5	J.A. Happ
May 14, 2010	vs. Texas	16-10	Josh Roenicke	April 10, 2021	vs. Los Angeles-AL	15-1	Steven Matz
Aug. 20, 2010	at Boston	16-2	Brett Cecil	July 22, 2022	at Boston	28-5	Kevin Gausman
July 14, 2011	vs. New York	16-7	Jo-Jo Reyes	Sept. 20, 2022	at Philadelphia	18-11	Zach Pop
June 22, 1986	vs. New York	15-1	Jimmy Key				

BY OPPONENTS (15 OR MORE RUNS SCORED)

DATE	OPPONENT	SCORE	BLUE JAYS PITCHER OF RECORD	DATE	OPPONENT	SCORE	BLUE JAYS PITCHER OF RECORD
Aug. 25, 1979	vs. California	2-24	Balor Moore	May 8, 1979	at Minnesota	6-16	Mike Willis
Sept. 28, 2000	at Baltimore	1-23	Chris Carpenter	Aug. 6, 1979	vs. Kansas City	12-16	Dave Stieb
Aug. 28, 1992	vs. Milwaukee	2-22	Jimmy Key	July 31, 1983	vs. Cleveland	11-16	Jim Acker
Sept. 15, 2020	at New York (AL)	6-20	Taijuan Walker	Aug. 15, 1984 (GM1)	at Cleveland	1-16	Luis Leal
April 16, 2000	vs. Seattle	7-19	Chris Carpenter	June 27, 1989	at Baltimore	6-16	Mike Flanagan
June 24, 2004	vs. Tampa Bay	13-19	Ted Lilly	June 30, 1992	vs. Texas	13-16	David Wells
July 9, 2017	vs. Houston	1-19	J.A. Happ	Aug. 20, 2002	at Milwaukee	3-16	David Wells
May 25, 2019	vs. San Diego	4-19	Edwin Jackson	April 18, 2000	vs. Anaheim	10-16	Frank Castillo
Sept. 24, 1999	vs. Cleveland	4-18	Peter Munro	June 13, 2000	at Detroit	3-16	Clayton Andrews
June 20, 2000	vs. Detroit	6-18	Chris Carpenter	April 8, 2001	at New York (AL)	5-16	Steve Parris
Aug. 28, 2004	vs. New York (AL)	6-18	Ted Lilly	July 2, 2001	vs. Boston	4-16	Esteban Loaiza
Sept. 13, 2011	at Boston	6-18	Brandon Morrow	April 8, 2002	vs. New York (AL)	3-16	Luke Prokopec
Sept. 11, 2020	vs. New York (NL)	1-18	Anderson	April 29, 2003	vs. Texas	11-16	Mark Hendrickson
June 3, 1981	vs. California	6-17	Jim Clancy	June 11, 2011	vs. Boston	4-16	Brandon Morrow
July 11, 1982	vs. Chicago	7-17	Jim Clancy	July 25, 2012	vs. Oakland	0-16	Ricky Romero
May 6, 1986	vs. Oakland	3-17	Jimmy Key	Aug. 4, 2017	at Houston	7-16	Cesar Valdez
April 28, 1996	vs. Cleveland	3-17	Frank Viola	Aug. 20, 2019	at Los Angeles (NL)	3-16	Sean Reid-Foley
April 17, 1999	at Anaheim	1-17	Roy Halladay	Sept. 25, 1977 (G1)	vs. New York (AL)	0-15	Jerry Garvin
April 15, 2000	vs. Seattle	6-17	Roy Halladay	April 9, 1982	vs. Milwaukee	4-15	Mark Bombard
Aug. 24, 2003	vs. Oakland	2-17	Kelvin Escobar	June 3, 1984	vs. New York (AL)	2-15	Jim Clancy
Aug. 21, 2005	at Detroit	6-17	Dustin McGowan	June 29, 1987	vs. New York (AL)	14-15	Tom Henke
April 29, 2006	at New York (AL)	6-17	Josh Towers	May 27, 1997	vs. Texas	5-15	Robert Person
				July 5, 2000	at Cleveland	7-15	Paul Quantrill
				May 16, 2002	vs. Seattle	2-15	Luke Prokopec
				Aug. 19, 2006	at Baltimore	0-15	Shaun Marcum
				May 14, 2014	vs. Cleveland	4-15	Dustin McGowan
				July 2, 2017	vs. Boston	1-15	Joe Biagini
				Sept. 20, 2017	at Kansas City	5-15	Brett Anderson
				June 14, 2019	at Houston	2-15	Aaron Sanchez

BIographies

LAST SEASON

HISTORY

RECORDS

OPPONENTS

PLAYER DEV.

MEDIA & MISC.



20 OR MORE HITS

			BLUE JAYS- OPP. SCORE				BLUE JAYS- OPP. SCORE
HITS	DATE	OPPONENT		HITS	DATE	OPPONENT	
29	July 22, 2022	at Boston	28-5	21	Sept. 20, 2022	at Philadelphia	18-11
25	Aug. 9, 1999	at Texas	19-4	21	Oct. 1, 2022	vs. Boston	10-0
24	June 26, 1978	Baltimore	24-10	20	July 9, 1985	at SEA (13 inn.)	9-4
23	May 29, 2017	Cincinnati	17-2	20	May 14, 1987	at Minnesota	16-4
22	Sept. 29, 1985	at Milwaukee	13-5	20	April 11, 1988	New York-AL	17-9
22	Sept. 22, 1999	at Boston	14-9	20	June 22, 1992	at Texas	16-7
22	May 16, 2003	at Kansas City	18-1	20	Aug. 13, 2000	at Minnesota	13-3
22	June 24, 2008	Cincinnati	14-1	20	Aug. 6, 2002	Seattle	14-12
22	Aug. 17, 2008	at Boston	15-14	20	June 23, 2003	vs Baltimore	13-4
21	June 26, 1983	at Seattle	19-7	20	July 1, 2004	at Tampa Bay	14-0
21	Sept. 14, 1987	Baltimore	18-3	20	Aug. 8, 2005	Detroit (12 inn.)	8-9
21	June 8, 1992	at New York-AL	16-3	20	Aug. 7, 2010	Tampa Bay	17-11
21	Sept. 4, 1992	Minnesota	16-5	20	Aug. 20, 2010	at Boston	16-2
21	July 19, 1993	at Chicago	15-7	20	July 14, 2011	New York-AL	16-7
21	Aug. 24, 1997	at KC (13 inn.)	11-8	20	Aug. 31, 2011	at Baltimore	13-0
21	Aug. 19, 1998	at Seattle	16-2	20	Aug. 22, 2015	at Los Angeles-AL	15-3
21	Apr. 24, 2009	at Chicago	14-0	20	June 13, 2021	at Boston	18-4
21	Aug. 12, 2019	vs. Texas	19-4				

MARATHONS IN BLUE JAYS HISTORY

(15 OR MORE INNINGS)

Date	Opponent	H/A	Inn	Score	Winner	Loser
Aug. 10/14	Detroit	H	19	6-5	Jenkins	Porcello
July 1/16	Cleveland	H	19	1-2	Bauer	Barney
Sept. 5/17	Boston	A	19	2-3	Velazquez	Rowley
July 28/05	Los Angeles	H	18	2-1	Walker	Shields
June 8/13	Texas	H	18	4-3	Loup	Wolf
Oct. 4/80	Boston (G1)	A	17	7-6	Leal	Stanley
June 8/98	Florida	A	17	3-4	Edmondson	Hanson
April 19/01	New York	H	17	5-6	Choate	File
May 31/13	San Diego	A	17	3-4	Richard	Redmond
July 3/88	Oakland	H	16	8-9	Burns	Cerutti
Sept. 9/89	Cleveland	A	16	7-5	Wills	Kaiser
+April 5/12	Cleveland	A	16	7-4	Perez	Ascencio
*Aug. 28/80	Minnesota	H	15	5-7	Verhoeven	Jefferson
May 23/81	Oakland	A	15	2-3	Jones	Leal
June 12/83	California	A	15	6-5	Clarke	Brown
July 27/86	Oakland	A	15	0-1	Leiper	Clarke
June 22/90	New York	H	15	7-8	Cadaret	Blair
Sept. 15/95	Milwaukee	H	15	1-5	Kiefer	Robinson
June 19/98	Baltimore	A	15	4-7	Charlton	Risley
May 3/01	Oakland	A	15	2-3	Bradford	Borbon
Aug. 3/12	Oakland	A	15	4-5	Blackley	Loup
July 18/17	Boston	A	15	4-5	Velazquez	Bolsinger
Sept. 23/19	Baltimore	H	15	11-10	Adam	Eades

* Suspended game, due to CNE curfew – completed on August 29

Suspended game, due to rain – completed on September 18

+ Longest Opening Day game – MLB history (measured by innings)



SEASON RECORDS – CLUB

GENERAL

Category	Record	Year
Doubleheaders, Most Played.....	17	1978
Doubleheaders, Best Record.....	5-1-4	1980
Doubleheaders, Most Wins.....	5	1980
Doubleheaders, Most Losses.....	8	1978
Doubleheaders, Most Split.....	8	1977
Extra Innings, Most Wins.....	13	1989, 2011
Extra Innings, Most Losses.....	14	2017
Extra Innings, Most Played.....	23	1986
Extra Innings, Fewest Played.....	8	2000, 2003, 2006
Most Games.....	163	1984, 1986, 1998
Games Won.....	99	1985
Games Lost.....	109	1979
Games Won, Consecutively.....	11	5x, last: Aug. 2-13, 2015
Games Lost, Consecutively.....	12	May 31-June 11 & Aug. 10, 1981
Home Wins, Consecutive.....	10	July 21-28, Aug. 2-3, 1985
Home Losses, Consecutive.....	11	Aug. 15-16, 26-28, Sept. 2-6 1977
Road Wins, Consecutive.....	9	Sept. 14-30, 1993
Road Losses, Consecutive.....	12	July 7-Aug. 11, 1979
Games Won, Highest Percentage.....	.615	(99-62) 1985
One-Run Games, Most.....	59	1984, 1997
One-Run Games, Most Wins.....	34	1984
One-Run Games, Most Losses.....	31	1978, 1982, 1997, 2005
One-Run Games, Fewest Wins.....	14	2003 (13 in 2020)
One-Run Games, Fewest Losses.....	10	2006 (10 in 2020)
InterLeague, Most Wins.....	14	2021
InterLeague, Most Losses.....	17	2019
Players Used, Most.....	63	2018
Players Used, Fewest.....	33	1983, 1984
Pitchers Used, Most.....	39	2019
Pitchers Used, Fewest.....	13	1982, 1984
Shutouts, Both Teams, Most.....	27	1997, 2014
Shutouts, Most Wins.....	16	1991, 1997, 2014
Shutouts, Most Losses.....	20	1981
Shutouts, Fewest Won.....	3	1977, 2018 (1 in 2020)
Shutouts, Fewest Lost.....	2	1993 (2 in 2020)
Winning Margin, Highest.....	23	at Boston, July 22, 2022
Winning Margin, Highest by Opponent.....	22	vs. California, Aug. 25, 1979 and at Baltimore, Sept. 28, 2000

MILESTONE VICTORIES

VICTORY #	DATE	OPPONENT	SCORE	WINNER	LOSER
1	April 7/77	vs. Chicago	9-5	Jerry Johnson	Ken Brett
500	Aug. 5/84	at Baltimore	4-3	Jimmy Key	Tippy Martinez
625	Oct. 5/85*	vs. New York	5-1	Doyle Alexander	Joe Cowley
983	Sept. 30/89*	vs. Baltimore	4-3	Frank Wills	Mark Williamson
1000	May 9/90	vs. Chicago	4-3	Frank Wills	Wayne Edwards
1158	Oct. 2/91*	vs. California	6-5	Mike Timlin	Bryan Harvey
1255	Oct. 3/92*	vs. Detroit	3-1	Juan Guzman	David Haas
ALCS	Oct. 14/92**	vs. Oakland	9-2	Juan Guzman	Mike Moore
WS	Oct. 24/92#	vs. Atlanta	4-3	Jimmy Key	Charlie Leibrandt
1347	Sept. 27/93*	at Milwaukee	2-0	Pat Hentgen	Cal Eldred
ALCS	Oct. 12/93**	at Chicago	6-3	Dave Stewart	Alex Fernandez
WS	Oct. 23/93#	vs. Philadelphia	8-6	Duane Ward	Mitch Williams
1500	July 6/96	at Detroit	15-0	Pat Hentgen	Omar Olivares
2000	Aug. 19/02	vs. Kansas City	2-0	Pete Walker	Paul Byrd
2500	Sept. 3/08	vs. Minnesota	5-4	Jesse Carlson	Eddie Guardado
3000	May 8/15	vs. Boston	7-0	Aaron Sanchez	Wade Miley
3077	Sept. 30/15 (G1)*	at Baltimore	15-2	Marcus Stroman	Miguel Gonzalez
DIV	Oct. 14/15#	vs. Texas	6-3	Aaron Sanchez	Cole Hamels
3167	Oct. 2/16#	at Boston	2-1	Aaron Sanchez	Brad Ziegler
WC	Oct. 4/16\$	vs. Baltimore	5-2	Francisco Liriano	Ubaldo Jimenez
DIV	Oct. 9/16#	vs. Texas	7-6	Roberto Osuna	Matt Bush
3412	Sept. 24/20%	vs. New York	4-1	Hyun Jin Ryu	Jordan Montgomery
3500	Sept. 21/21	at Tampa Bay	4-2	Alek Manoah	Nick Anderson

* AL East Pennant Clincher #Division Series Clincher ** AL Pennant Clincher # World Series Clincher %Clinched wild-card spot \$Wild-Card Clincher



BATTING

Category	Record	Year (Not including shortened seasons: '81, '94, '95, '20)
At-Bats, Most	5716	1986
Batting Average, Highest	.284	2006
Batting Average, Lowest	.236	2019
Hit By Pitch, Most	92	1996
Hit By Pitch, Fewest	23	1977, 1978
Hits, Most	1591	2006
Hits, Fewest	1299	2019
Home Runs, Most	262	2021
Home Runs, Fewest	95	1979
Home Runs, Home Most	146	2010
Home Runs, Home Fewest	45	1977
Home Runs, Road Most	127	2021
Home Runs, Road Fewest	44	1982
Grand Slams, Most	9	2000, 2021
Inside-The-Park, Most	4	1983
Doubles, Most	357	2003
Doubles, Fewest	217	1978
Triples, Most	68	1984
Triples, Fewest	5	2017
Most Extra-Base Hits	597	2010
Pinch-Hit Home Runs, Most	9	2014
Runs Scored, Most	894	2003
Runs Scored, Fewest	590	1978
Sacrifice Flies, Most	65	1991
Stolen Bases, Most Stolen	193	1984
Stolen Bases, Times Caught	81	1982, 1998
Stolen Bases, Fewest Stolen	28	1978
Strikeouts, Most	1514	2019
Strikeouts, Fewest	645	1978
Total Bases, Most	2664	2000
Total Bases, Fewest	1947	1978
Walks, Most	632	2016
Walks, Fewest	415	1982
On-Base Percentage, Highest	.352	1999
On-Base Percentage, Lowest	.305	2019
Slugging Percentage, Highest	.469	2000
Slugging Percentage, Lowest	.359	1978

FIELDING

Category	Record	Year (Not including shortened seasons: '81, '94, '95, '20)
Assists, Most	1939	1980
Assists, Fewest	1345	2022
Chances Total, Most	6470	1980
Chances Total, Fewest	5677	2021
Double Plays, Most	205	1980
Double Plays, Fewest	107	1992
Errors, Most	164	1977
Errors, Fewest	76	2009
Fielding Percentage, Highest	.988	2009
Fielding Percentage, Lowest	.974	1977
Passed Balls, Most	31	1995
Passed Balls, Fewest	2	2022
Putouts, Most	4428	1986
Putouts, Fewest	4216	2021
Triple Plays	2	1979
Most Errorless Games	110	2008
Most Consecutive Errorless Games	15	2008



PITCHING

Category	Record	Year (Not including shortened seasons: '81, '94, '95, '20)
Complete Games, Most.....	44	1979
Complete Games, Fewest.....	0	2016, 2018, 2022
Earned Run Average, Lowest.....	3.31	1985
Earned Run Average, Highest.....	5.14	2000
Hit Batsmen, Most.....	77	2011
Hit Batsmen, Fewest.....	20	1977
Hits, Most.....	1615	2000
Hits, Fewest.....	1257	2021
Home Runs, Most.....	228	2019
Home Runs, Fewest.....	99	1989
Home Runs, Home Most.....	134	2019
Home Runs, Home Fewest.....	50	1989
Home Runs, Road Most.....	104	2017
Home Runs, Road Fewest.....	49	1989, 1991
One-Hit Games.....	3	1988, 2010, 2014
Runs, Most.....	908	2000
Runs, Fewest.....	588	1985
Earned Runs, Most.....	821	2000
Earned Runs, Fewest.....	532	1985
Relief Appearances, Most.....	583	2018
Relief Appearances, Fewest.....	187	1977
Saves, Most.....	60	1991
Saves, Fewest.....	11	1979
Strikeouts, Most.....	1468	2021
Strikeouts, Fewest.....	613	1979
Walks, Most.....	654	1995
Walks, Fewest.....	397	2015
Wild Pitches, Most.....	83	1993
Wild Pitches, Fewest.....	25	1983
Shutouts, Most.....	17	1988
Shutouts, Fewest.....	3	1977, 2018
1-0 Games, Won, Most.....	5	1980
1-0 Games, Lost, Most.....	3	1979, 1992, 2005, 2008

PITCHERS, TOP DUOS BY WINS (TOP 5)

38	2008	Roy Halladay (20) – A.J. Burnett (18)
37	1992	Jack Morris (21) – Juan Guzman (16)
36	1997	Roger Clemens (21) – Pat Hentgen (15)
35	2003	Roy Halladay (22) – Kelvim Escobar (13)
35	2016	JA Happ (20) – Aaron Sanchez (15)

TEAMMATES WITH 30+ HR, 30+ 2B & 100+ RBI (ONE SEASON)

Year	Player 1	HR	2B	RBI	Player 2	HR	2B	RBI
2015	Josh Donaldson	41	41	123	Edwin Encarnacion	39	31	111
2009	Adam Lind	35	46	114	Aaron Hill	36	37	108
2003	Carlos Delgado	42	38	145	Vernon Wells	33	49	117
2000	Carlos Delgado	41	57	137	Tony Batista	41	32	114
1999	Carlos Delgado	44	39	134	Shawn Green	42	45	123
1998	Carlos Delgado	38	43	115	Shawn Green	35	33	100
1996	Joe Carter	30	35	107	Ed Sprague	36	35	101
1986	Jesse Barfield	40	35	108	George Bell	31	38	108



MOST WINS VS. LOSSES BY A PITCHER**(+10 OR MORE)**

+16	J.A. Happ	2016	20-4	+11	Doyle Alexander	1984	17-6
+15	Jack Morris	1992	21-6		Dennis Lamp	1985	11-0
	Roy Halladay	2003	22-7		Juan Guzman	1992	16-5
+14	Roger Clemens	1997	21-7		Juan Guzman	1993	14-3
	Roger Clemens	1998	20-6		Roy Halladay	2006	16-5
+13	Aaron Sanchez	2016	15-2	+10	Pat Hentgen	1993	19-9
+12	Dave Stieb	1990	18-6		Pat Hentgen	1996	20-10
	David Wells	2000	20-8				
	Roy Halladay	2002	19-7				

CONSECUTIVE BATTERS RETIRED**BATTERS RETIRED
IN ORDER**

Dave Stieb	26	Aug. 4, 1989
Jim Clancy	25	Sept. 22-28, 1982
Jimmy Key	25	June 13-19, 1991
David Cone	25	June 17, 1995
Casey Janssen	25	April 13-May 7, 2013
Brett Cecil	25	May 31-June 17, 2013

**CONSECUTIVE BATTERS FACED
WITHOUT ALLOWING A HIT**

Brett Cecil	40	May 28-June 21, 2013
David Cone	36	June 11-17, 1995
Roy Halladay	35	Sept. 1-6, 2003
Ken Robinson	34	Aug. 1-18, 1995
Shaun Marcum	34	May 8-19, 2007



GAME RECORDS – CLUB

BATTING

Category	Record	Opponent	Date
Runs	28	Boston (A)	July 22/22
Hits	29	Boston (A)	July 22/22
Doubles	10	Boston (A)	Aug. 17/08
Triples	4	4x: Last- Seattle (H)	July 5/84
Home Runs	10	Baltimore (H)	Sept. 14/87
Total Bases	53	Baltimore (H)	Sept. 14/87
Runs Batted in	28	Boston (A)	July 22/22
Extra Base Hits	13	Texas (H)	Aug. 12/19
Strikeouts	23	Boston (A) (19 inn.)	Sept. 5/17
	22	Houston (A) (14 inn.)	Aug. 1/16
	20	Cleveland (H) (11 inn.)	Sept. 7/18
	19	California (A)	June 8/77
	19	New York-AL (H)	April 19/01
	19	Boston (H)	May 11/18
Base On Balls	14	Detroit (19 inn.)	Aug. 10/14
	13	Chicago-AL (H)	April 16/79
	13	Texas (A)	June 29/92
	13	Milwaukee (A)	May 13/95
Stolen Bases	7	Baltimore (A)	Aug. 5/84
Sacrifice Hits	4	Cleveland (A)	Sept. 17/77
	4	Cleveland (A)	Oct. 2/77
Sacrifice Flies	4	Chicago-AL (A)	Aug. 14/90
	4	Baltimore (A)	April 10/15
	4	Baltimore (H)	June 11/16
Hit by Pitch	4	Boston (A)	April 1/02
	4	Baltimore (A)	June 19/03
	4	Boston (H)	Sept. 7/11
	4	Baltimore (H)	Sept. 23/19
	4	Texas (A)	April 5/21
GIDP	6	Minnesota (A) (10 inn.)	Aug. 29/77 (G1)
	6	Kansas City	April 30/09
Best Shutout Victory	15-0	Detroit (A)	July 6/96
Worst Shutout Defeat	0-16	Oakland (H)	July 25/12
Best Winning Margin	23	Boston (A) (Tor 28, BOS 5)	July 22/22
Worst Losing Margin	22	California (H) (Tor-2, Cal-24)	Aug. 25/79
	22	Baltimore (A) (Tor-1, Bal-23)	Sept. 28/00
Most Consecutive Games, One or More Home Runs	23	(44 home runs)	May 31-June 25/00
Most Consecutive Games, No Home Runs	11	(3-8 record)	Aug. 18-28/90
Most Consecutive Strikeouts, Batters	7	Boston (A) (Nomo)	May 25/01
Most Consecutive Strikeouts, Batters to Start a Game	6	Cleveland (H) (Colon)	July 26/00
Most Consecutive Strikeouts, In a Game	7	California (A) (Ryan)	June 8/77
	7	Boston (A) (Nomo)	May 25/01

PITCHING

Category	Record	Opponent	Date
Most Runs	24	California (H)	Aug. 25/79
Most Earned Runs	22	Milwaukee (H)	Aug. 28/92
Most Hits	31	Milwaukee (H)	Aug. 28/92
Most Home Runs	8	Boston (A)	July 4/77
	8	Detroit (H)	June 20/00
Most Strikeouts	21	Detroit (H) (14 inn.)	Aug. 8/91
	18	Kansas City (H)	Aug. 25/98
	18	Houston (A)	Aug. 1/16
Most Walks	16	Seattle (A) 9 (11 inn.)	May 9/02
	15	Baltimore (A)	June 27/89
Most Wild Pitches	5	Texas (A)	April 8/10
Most Hit Batsmen	5	Atlanta (H)	May 15/17
Longest 1-0 game, won	12 inn.	Boston (A)	Sept. 26/86
	12 inn.	Tampa Bay (A)	June 24/15
	12 inn.	Texas (A)	May 3/19
Longest 1-0 game, lost	15 inn.	Oakland (A)	July 27/86

FIELDING

Category	Record	Opponent	Date
Most Errors	6	Texas (A)	May 13/82
Most Double Plays	6	Detroit (H)	April 16/96
	6	Minnesota (A)	Aug. 12/06
Stolen Bases Allowed	8	Milwaukee (H)	Aug. 29/92



MONTHLY RECORDS – CLUB

Category	Record	Year
Wins	21	May '03; May '14; Aug. '15
Losses	23	May '79
AVG314	Aug. '00
SLG %513	Aug. '00/June '03
OBP %376	April '99
Runs	193	May '03
Hits	324	Aug. '83
2B	78	April '03
3B	16	June '84; July '84
HR	55	Sept. '21
RBI	185	May '03
SB	47	Aug. '84
CG	11	June '79
SHO	6	Sept '88
HR Allowed	48	May '19; Sept./Oct '21
ERA (Low)	2.62	Sept. '92
ERA-Bullpen (Low)	1.16	June, '13
ERA (High)	6.69	April '02
Best Record (winning %)778 (21-6)	Aug. '15
Worst Record (winning %)160 (4-21)	Sept. '78

NEAR NO-HITTERS SPOILED IN THE 9TH INNING

Pitcher	Date	Opposition	Outs	Final	Details
Jim Clancy	Sept. 28/82 (G1)	Minnesota (H)	0	3-0 win	Bush single
Dave Stieb	Aug. 24/85	Chicago (A)	0	6-3 win	Law home run
Dave Stieb	Sept. 24/88	Cleveland (A)	2	1-0 win	Franco single
Dave Stieb	Sept. 30/88	Baltimore (H)	2	4-0 win	Traber single
Dave Stieb	Aug. 4/89	New York (H)	2	2-1 win	Kelly double, Sax single
David Cone	June 17/95	Texas (H)	1	4-3 win	Gil single
Roy Halladay	Sept. 27/98	Detroit (H)	2	2-1 win	Higginson home run
Dustin McGowan	June 24/07	Colorado (H)	0	5-0 win	Baker single
Brandon Morrow	Aug. 8/10	Tampa Bay (H)	2	1-0 win	Longoria single

CONSECUTIVE GAMES WITH AT LEAST 1 RBI (MINIMUM 7 GAMES)

PLAYER	GAMES	RBI	DATES
Willie Upshaw	8	15	September 11-20, 1983
John Olerud	8	10	September 3-14, 1991
Carlos Delgado	8	11	April 16-23, 2000
Carlos Delgado	8	17	June 4-12, 2003
Matt Stairs	8	13	Aug. 28-Sept. 8, 2007
Edwin Encarnacion	8	24	Aug. 22-30, 2015
Jesse Barfield	7	13	Aug. 29-Sept. 2, 1983
Roberto Alomar	7	10	April 19-25, 1992
Devon White	7	8	July 1-8, 1992
Devon White	7	9	May 9-15, 1995
Jacob Brumfield	7	15	Aug. 3-16, 1996
Carlos Delgado	7	16	June 4-11, 2000
Jose Cruz Jr.	7	11	July 4-13, 2001
Jose Cruz Jr.	7	13	Sept. 29-Oct. 5 (G2), 2001
Jose Bautista	7	13	Sept. 25-Oct 2, 2009
Edwin Encarnacion	7	15	June 9-16, 2016
Russell Martin	7	10	June 9-16, 2016
Kendrys Morales	7	13	Aug. 19-26, 2018
Bo Bichette	7	11	Aug. 6-14, 2020

BIOGRAPHIES
 LAST SEASON
 HISTORY
 RECORDS
 OPPONENTS
 PLAYER DEV.
 MEDIA & MISC.



BLUE JAYS ROOKIES

HIGHS & LOWS

TEAM

Category	Record	Year
Rookies on active roster, Opening Day	9	1977
Rookies on Opening Day starting lineup	4	1977
Rookies to appear during season	25	2018
Major League debuts	13	2017, 2018
Youngest rookie	Brian Milner	18 yrs, 218 days
Oldest rookie	Pete Walker	33 yrs, 28 days
Total number of at-bats by rookies	2,477	1977
Total number of hits by rookies	649	1977
Total number of innings pitched by rookies	557	1977
Games won by rookies	68	1977
Games started by rookies	31	1986, 2009

BATTING

Category	Record	Year
Greatest number of rookies in starting lineup, game	7	Many times in 1977 and Aug. 22, 2019
Highest average (502 plate appearances)	310	Bob Bailor, 1977
Most games	153	Alfredo Griffin, 1979
Most at-bats	624	Alfredo Griffin, 1979
Most hits	179	Alfredo Griffin, 1979
Most runs	99	Eric Hinske, 2002
Most total bases	272	Eric Hinske, 2002
Most extra-base hits	64	Eric Hinske, 2002
Most doubles	38	Eric Hinske, 2002
Most triples	10	Alfredo Griffin, 1979
Most home runs	24	Eric Hinske, 2002
Most runs batted in	84	Eric Hinske, 2002
Most bases on balls	77	Eric Hinske, 2002
Most times striking out	138	Eric Hinske, 2002
Highest slugging percentage	481	Eric Hinske, 2002
Highest on-base percentage	365	Eric Hinske, 2002
Most stolen bases	21	Alfredo Griffin, 1979
Most stolen base attempts	37	Alfredo Griffin, 1979
Longest hitting streak	20	Reed Johnson, 2003
Longest hitting streak to start career	11	Bo Bichette, 2019

PITCHING

Category	Record	Year
Most wins	14	Mark Eichhorn, 1986
Most losses	18	Jerry Garvin, 1977; Phil Huffman, 1979
Most decisions	28	Jerry Garvin, 1977
Most games	72	Aquilino Lopez, 2003
Most games started	34	Jerry Garvin, '77; Gustavo Chacin, '05
Most relief appearances	72	Aquilino Lopez, 2003
Most saves	31	Billy Koch, 1999
Lowest ERA (162 IP)	3.72	Gustavo Chacin, 2005
Most innings pitched	244.2	Jerry Garvin, 1977
Most ER allowed	114	Jerry Garvin, 1977
Most home runs allowed	33	Jerry Garvin, 1977
Most bases on balls	85	Jerry Garvin, 1977
Most strikeouts	166	Mark Eichhorn, 1986
Most hit batsmen	16	Alek Manoah, 2021
Most wild pitches	11	Edwin Hurtado, 1995, Kyle Drabek, 2011
Most balks	5	Chris Michalak, 2001
Most pickoffs	23	Jerry Garvin, 1977

AN EARLY START

Below is a list of the youngest starting pitchers to appear in a game in club history.

Age as of 1st start for Blue Jays:

Jeff Byrd	20 yrs, 221 days	Mike Darr	21 yrs, 167 days
Phil Huffman	20 yrs, 294 days	Jerry Garvin	21 yrs, 171 days
Henderson Alvarez	21 yrs, 114 days	Jim Clancy	21 yrs, 220 days
Roy Halladay	21 yrs, 129 days	Drew Hutchison	21 yrs, 243 days



ROOKIES YEAR BY YEAR

BIographies

LAST SEASON

HISTORY

RECORDS

OPPONENTS

PLAYER DEV.

MEDIA & MISC.

1977 (16): Doug Ault, Bob Bailor, Steve Bowling, Tom Bruno, *Jeff Byrd, Rick Cerone, *Jim Clancy, *Mike Darr, *Dennis DeBarr, Sam Ewing, *Jerry Garvin, *Steve Staggs, Ernie Whitt, *Mike Willis, *Al Woods, Gary Woods, *ML debut (8).

1978 (7): *Butch Alberts, Rick Bosetti, *Victor Cruz, *Garth Iorg, *Brian Milner, *Willie Upshaw, Dave Wallace, *ML debut (5).

1979 (9): *Dan Ainge, *Bobby Brown, J.J. Cannon, *Butch Edge, Alfredo Griffin, *Pedro Hernandez, *Phil Huffman, *Dave Stieb, *Ted Wilborn, *ML Debut (7).

1980 (8): Damaso Garcia, *Paul Hodgson, *Pat Kelly, *Luis Lee, Mike Macha, *Lloyd Moseby, Domingo Ramos, *Ken Schrom, *ML debut (5).

1981 (5): *Jesse Barfield, *George Bell, *Fred Manrique, *Greg Wells, Dan Whitmer, *ML debut (4).

1982 (9): *Dave Baker, Jesse Barfield, *Mark Eichhorn, *Jim Gott, Pedro Hernandez, Anthony Johnson, *Geno Petralli, Ken Schrom, *Steve Senteney, *ML debut (5).

1983 (6): *Jim Acker, *Stan Clarke, *Tony Fernandez, Geno Petralli, *Mitch Webster, *Matt Williams, *ML debut (5).

1984 (7): Tony Fernandez, *Kelly Gruber, *Toby Hernandez, *Jimmy Key, Fred Manrique, *Ron Shepherd, Mitch Webster, *ML debut (4).

1985 (10): *John Cerutti, Stan Clarke, *Steve Davis, *Cecil Fielder, Kelly Gruber, *Jeff Hearson, *Manny Lee, Ron Shepherd, *Lou Thornton, Mitch Webster, *ML debut (6).

1986 (13): *Luis Aquino, John Cerutti, Stan Clarke, Steve Davis, Mark Eichhorn, Cecil Fielder, *Don Gordon, Kelly Gruber, Jeff Hearson, Joe Johnson, *Fred McGriff, *Jeff Musselman, Duane Ward, *ML debut (4).

1987 (12): *Jeff DeWitt, *Rob Ducey, *Alexis Infante, *Nelson Liriano, Fred McGriff, Jeff Musselman, *Greg Myers, *Jose Nunez, *Mike Sharperson, *Matt Stark, Duane Ward, *David Wells, *ML debut (9).

1988 (7): *Tony Castillo, David Wells, *Todd Stottlemyre, *Pat Borders, Alexis Infante, *Silvestre Campuzano, Rob Ducey, *ML debut (4).

1989 (12): *Kevin Batieste, *Francisco Cabrera, Tony Castillo, *Steve Cummings, *Junior Felix, *Mauro Gozzo, *Xavier Hernandez, *Glenallen Hill, Alexis Infante, Greg Myers, *John Olerud, *Alex Sanchez, *ML debut (9).

1990 (11): *Willie Blair, Steve Cummings, *Carlos Diaz, Glenallen Hill, Rick Lukenen, *Bob MacDonald, Greg Myers, John Olerud, *Tom Quinlan, *Luis Sojo, *Mark Whiten, *ML debut (6).

1991 (15): *Derek Bell, *Denis Boucher, *Ray Giannelli, *Juan Guzman, *Pat Hentgen, *Vince Horsman, *Randy Knorr, *Chris MacDonald, *Ed Sprague, *Mike Timlin, Turner Ward, *David Weathers, Mickey Weston, Mark Whiten, *Eddie Zosky, *ML debut (11).

1992 (11): Derek Bell, Pat Hentgen, *Jeff Kent, Randy Knorr, *Doug Linton, *Mike Maksudian, Domingo Martinez, Tom Quinlan, *Rick Tricek, David Weathers, Eddie Zosky, *ML debut (5).

1993 (11): *Scott Brow, *Rob Butler, *Willie Canate, *Domingo Cedeño, *Carlos Delgado, *Huck Flenner, *Shawn Green, Randy Knorr, Doug Linton, Domingo Martinez, *Woody Williams, *ML debut (8).

1994 (11): Scott Brow, Rob Butler, Domingo Cedeño, *Brad Cornett, Carlos Delgado, *Alex Gonzalez, Shawn Green, *Darren Hall, *Robert Perez, *Aaron Small, *Paul Spoljaric, *ML debut (6).

1995 (15): *Howard Battle, Alex Gonzalez, Shawn Green, *Sandy Martinez, Robert Perez, *Thomas Perez, *Shannon Stewart, *Giovanni Carrara, *Tim Crabtree, *Edwin Hurtado, *Ricardo Jordan, *Paul Menhart, *Ken Robinson, *Jimmy Rogers, *Jeff Ware, *ML debut (12).

1996 (13): Luis Andujar, *Tilson Brito, *Miguel Cairo, Giovanni Carrara, *Felipe Crespo, Huck Flenner, *Marty Janzen, *Julio Mosquera, Robert Perez, *Jose Silva, Paul Spoljaric, Shannon Stewart, Jeff Ware, *ML debut (6).

1997 (10): *Carlos Almanzar, *Rich Butler, *Chris Carpenter, Felipe Crespo, Jose Cruz, Jr., *Kelvin Escobar, *Tom Evans, Julio Mosquera, Ken Robinson, Shannon Stewart, *ML debut (5).

1998 (9): Carlos Almanzar, Kevin Brown, Tom Evans, *Roy Halladay, Neri Rodriguez, *Steve Sinclair, Ben Van Ryn, *Shannon Witherm, *Kevin Witt, *ML debut (4).

1999 (14): *John Bale, *Casey Blake, *Tom Davey, *Gary Glover, Roy Halladay, *Billy Koch, *Pete Munro, Willis Otanez, *Mike Romano, *Anthony Sanders, Steve Sinclair, *Vernon Wells, Kevin Witt, *Chris Woodward, *ML debut (10).

2000 (13): *Clayton Andrews, John Bale, *Pasqual Coco, *Darwin Cubillan, *Matt DeWitt, *Leo Estrella, Charlie Greene, Chad Mottola, *Josh Phelps, *Andy Thompson, Vernon Wells, *Dewayne Wise, Chris Woodward, *ML debut (8).

2001 (12): *Brian Bowles, Pasqual Coco, Matt DeWitt, *Bob File, *Ryan Freel, *Cesar Izturis, *Felipe Lopez, *Luis Lopez, *Brandon Lyon, Chris Michalak, Josh Phelps, Vernon Wells, *ML debut (7).

2002 (18): Brian Bowles, *Kevin Cash, *Scott Cassidy, Pasqual Coco, *Mark Hendrickson, *Eric Hinske, Ken Huckabay, *Orlando Hudson, Jason Kershner,

*Joe Lawrence, *Justin Miller, Josh Phelps, *Mike Smith, Pedro Swann, *Corey Thurman, Pete Walker, *Jayson Werth, *Scott Wiggins, *ML debut (11).

2003 (8): Brian Bowles, Kevin Cash, *Vinnie Chulk, Howie Clark, Mark Hendrickson, *Reed Johnson, *Aquilino Lopez, Jayson Werth, *ML debut (3).

2004 (16): *Russ Adams, *Dave Bush, Kevin Cash, *Gustavo Chacin, Vinnie Chulk, *Eric Crozier, *Jason Frasier, Kevin Frederick, *Gabe Gross, *Brandon League, Dave Maurer, Michael Nakamura, *Adam Peterson, *Simon Pond, *Guillermo Quiroz, *Alex Rios, *ML debut (11).

2005 (9): Russ Adams, Gustavo Chacin, *John-Ford Griffin, Gabe Gross, *Aaron Hill, Guillermo Quiroz, Brandon League, *Shaun Marcum, *Dustin McGowan, *ML debut (4).

2006 (10): Luis Figueroa, *John Hattig, *Casey Janssen, *Adam Lind, Shaun Marcum, Dustin McGowan, *Ryan Roberts, *Davis Romero, *Francisco Rosario, Brian Tallet, *ML debut (6).

2007 (11): *Josh Banks, *Jordan De Jong, John-Ford Griffin, *Lee Gronkiewicz, Adam Lind, *Jesse Litsch, Ryan Roberts, *Curtis Thigpen, *Jamie Vermilyea, *Brian Wolfe, *ML debut (7).

2008 (7): *Jesse Carlson, Buck Coats, *David Purcey, *Scott Richmond, *Travis Snider, *Randy Wells, *Robinzon Diaz, *ML debut (6).

2009 (13): Bryan Bullington, *Brett Cecil, Dirk Hayhurst, *Brad Mills, Billy Murphy, *Kyle Phillips, *Robert Ray, Scott Richmond, *Josh Roenicke, *Ricky Romero, Randy Ruiz, *Mark Rzepczynski, Travis Snider, *ML debut (6).

2010 (7): *J.P. Arencibia, *Kyle Drabek, Jarrett Hoffpauir, *Rommie Lewis Jr., Mike McCoy, Brad Mills, Robert Ray, *ML debut (3).

2011 (13): *Henderson Alvarez, J.P. Arencibia, *Chad Beck, *Joel Carreno, *David Cooper, Kyle Drabek, *Daniel Farquhar, *Brett Lawrie, *Darin Mastroianni, Brad Mills, *Luis Perez, *Zach Stewart, *Eric Thames, *ML debut (10).

2012 (15): Chad Beck, Drew Carpenter, Joel Carreno, Robert Coello, David Cooper, *Evan Crawford, Steve Delabar, *Sam Dyson, *Nan Gomes, *Anthony Gose, *Adelny Hechavarria, *Drew Hutchison, *Chad Jenkins, *Aaron Loup, *Moises Sierra, *ML debut (9).

2013 (8): *Ryan Goins, Chad Jenkins, *Sean Nolin, *Kevin Pillar, Todd Redmond, Mickey Storey, Neil Wagner, Thad Weber, *ML debut (3).

2014 (11): Jonathan Diaz, *Brad Glenn, Ryan Goins, *Kendall Graveman, Sean Nolin, *Daniel Norris, Kevin Pillar, *Daton Pompey, *Rob Rasmussen, *Aaron Sanchez, *Marcus Stroman, *ML debut (7).

2015 (12): *Matt Boyd, *Miguel Castro, *Scott Copeland, Jonathan Diaz, Daniel Norris, *Roberto Osuna, Daiton Pompey, Rob Rasmussen, Aaron Sanchez, Bo Schultz, *Ryan Tepera, *Devon Travis, *ML debut (6).

2016 (8): *Dustin Antolin, *Joe Biagini, *Chad Gironi, *Danny Barnes, *Andy Burns, Pat Venditte, *Matt Dermody, Arnold Leon, *ML debut (6).

2017 (19): *Anthony Alford, Danny Barnes, Leonel Campos, *Taylor Cole, Matt Dermody, Teoscar Hernandez, *Casey Lawrence, Raffy Lopez, *Tim Mayza, *Mike Ohlman, Ian Parnley, *Carlos Ramirez, *Chris Rowley, *Luis Santos, *Chris Smith, *Dwight Smith Jr., *Glenn Sparkman, *Richard Urena, Cesar Valdez, *ML debut (13).

2018 (25): Anthony Alford, *Jon Berti, *Ryan Borucki, *Jonathan Davis, *Jose Fernandez, *Taylor Guerrieri, *Lourdes Gurriel Jr., Mike Hauschild, *Danny Janzen, Tim Mayza, Deek McGuire, *Reese McGuire, Billy McKinney, Gift Ngoepe, *Thomas Pannone, Carlos Ramirez, *Sean Reid-Foley, Chris Rowley, Luis Santos, *Justin Shafer, Dwight Smith Jr., *Murphy Smith, Darnell Sweeney, *Rowdy Tellez, Richard Urena, *ML debut (13).

2019 (22): Anthony Alford, *Bo Bichette, *Cavan Biggio, Jimmy Cordero, Jonathan Kay, *Yennys Diaz, *Vladimir Guerrero Jr., Danny Jansen, *Anthony Kay, *Elvis Luciano, Reese McGuire, Billy McKinney, Thomas Pannone, Sean Reid-Foley, *Jordan Romano, Justin Shafer, Beau Taylor, Rowdy Tellez, *Trent Thornton, Breyvic Valera, *Jacob Waguespack, *T.J. Zeuch, *ML debut (10).

2020 (15): Anthony Alford, Jonathan Davis, *Santiago Espinal, *Thomas Hatch, Anthony Kay, *Alejandro Kirk, Reese McGuire, *Julian Merryweather, Brian Moran, *Patrick Murphy, *Nate Pearson, *Hector Perez, Jordan Romano, *Shun Yamaguchi, T.J. Zeuch, *ML debut (8).

2021 (19): *Riley Adams, *Nick Allgeyer, *Bryan Baker, Jeremy Beasley, Anthony Castro, Alejandro Kirk, *Otto Lopez, *Alek Manoah, Julian Merryweather, Patrick Murphy, *Connor Overton, *Josh Palacios, Joel Payamps, Nate Pearson, *Taylor Saucedo, *Kevin Smith, *Kirby Snead, *Tye Tice, T.J. Zeuch, *ML debut (11).

2022 (9): *Vinny Capra, *Max Castillo, *Bowden Francis, *Matt Gage, Foster Griffin, *Gosuke Katoh, Otto Lopez, *Gabriel Moreno, Andrew Vasquez, *ML debut (6).



TOP FIVE ROOKIES – ALL-TIME

BATTING AVERAGE (502 PA)

1. Bob Bailor	.310	1977
2. Alfredo Griffin	.287	1979
3. Eric Hinske	.279	2002
4. Damaso Garcia	.278	1980
5. Vladimir Guerrero Jr.	.272	2019

RUNS

1. Eric Hinske	99	2002
2. Alfredo Griffin	81	1979
3. Reed Johnson	79	2003
4. Russ Adams	68	2005
5. Cavan Biggio	66	2019

TRIPLES

1. Alfredo Griffin	10	1979
2. Junior Felix	8	1989
3. Damaso Garcia	7	1980
Shannon Stewart	7	1997
Alex Rios	7	2004

EXTRA-BASE HITS

1. Eric Hinske	64	2002
2. Shawn Green	50	1995
3. J.P. Arencibia	47	2011
4. Vladimir Guerrero Jr.	43	2019
5. Damaso Garcia	41	1980
Eric Thames	41	2011

SACRIFICE HITS

1. Alfredo Griffin	16	1979
2. Lloyd Moseby	10	1980
3. Alex Gonzalez	9	1995
4. Dan Ainge	7	1979
5. 5 Players	6	

BASE ON BALLS

1. Eric Hinske	77	2002
2. Cavan Biggio	71	2019
3. Fred McGriff	60	1987
4. John Olerud	57	1990
5. Russ Adams	50	2005

WINS

1. Mark Eichhorn	14	1986
2. Gustavo Chacin	13	2005
Ricky Romero	13	2009
4. Jeff Musselman	12	1987
5. Mike Timlin	11	1991
Marcus Stroman	11	2014

ERA (162 IP)

1. Gustavo Chacin	3.72	2005
2. Jerry Garvin	4.19	1977
3. Ricky Romero	4.30	2009
4. Phil Huffman	5.77	1979

INNINGS

1. Jerry Garvin	244.2	1977
2. Gustavo Chacin	203.0	2005
3. Ricky Romero	178.0	2009
4. Phil Huffman	173.0	1979
5. Mark Hendrickson	158.1	2003

GAMES

1. Alfredo Griffin	153	1979
2. Eric Hinske	151	2002
3. Damaso Garcia	140	1980
4. Jesse Barfield	139	1982
Russ Adams	139	2005

MOST HITS

1. Alfredo Griffin	179	1979
2. Eric Hinske	158	2002
3. Bob Bailor	154	1977
4. Damaso Garcia	151	1980
5. Rick Bosetti	147	1978

HOME RUNS

1. Eric Hinske	24	2002
2. J.P. Arencibia	23	2011
3. Rowdy Tellez	21	2019
4. Fred McGriff	20	1987
5. Jesse Barfield	18	1982

TOTAL BASES

1. Eric Hinske	272	2002
2. Alfredo Griffin	227	1979
3. Damaso Garcia	207	1980
4. Vladimir Guerrero Jr.	201	2019
5. Bob Bailor	200	1977

SACRIFICE FLIES

1. Russ Adams	8	2005
2. Eric Hinske	5	2002
3. 11 Players	4	

STRIKEOUTS

1. Eric Hinske	138	2002
2. J.P. Arencibia	133	2011
3. Cavan Biggio	123	2019
4. Rowdy Tellez	116	2019
5. Alex Gonzalez	114	1995

LOSSES

1. Jerry Garvin	18	1977
Phil Huffman	18	1979
3. Jeff Byrd	13	1977
4. Scott Richmond	11	2009
5. Jim Gott	10	1982
Casey Janssen	10	2006

GAMES

1. Aquilino Lopez	72	2003
2. Mark Eichhorn	69	1986
Jesse Carlson	69	2008
4. Jeff Musselman	68	1987
Roberto Osuna	68	2015

STRIKEOUTS

1. Mark Eichhorn	166	1986
2. Trent Thornton	149	2019
3. Ricky Romero	141	2009
4. Jerry Garvin	127	1977
Alek Manoah	127	2021

AT-BATS

1. Alfredo Griffin	624	1979
2. Rick Bosetti	568	1978
3. Eric Hinske	566	2002
4. Damaso Garcia	543	1980
5. Bob Bailor	496	1977

DOUBLES

1. Eric Hinske	38	2002
2. Shawn Green	31	1995
3. Damaso Garcia	30	1980
4. Russ Adams	27	2005
5. Vladimir Guerrero Jr.	26	2019

RUNS BATTED IN

1. Eric Hinske	84	2002
2. J.P. Arencibia	78	2011
3. Vladimir Guerrero Jr.	69	2019
4. Doug Ault	64	1977
5. Russ Adams	63	2005

STOLEN BASES

1. Alfredo Griffin	21	1979
2. Junior Felix	18	1989
3. Bob Bailor	15	1977
Alex Rios	15	2004
Anthony Gose	15	2012

HIT BY PITCH

1. Reed Johnson	20	2003
2. Rowdy Tellez	7	2019
3. Jeff Kent	6	1992
4. 5 Players	5	

SAVES

1. Billy Koch	31	1999
2. Roberto Osuna	20	2015
3. Darren Hall	17	1994
Jason Frasor	17	2004
5. Kelvin Escobar	14	1997
Aquilino Lopez	14	2003

STARTS

1. Jerry Garvin	34	1977
Gustavo Chacin	34	2005
3. Phil Huffman	31	1979
4. Mark Hendrickson	30	2003
5. Ricky Romero	29	2009
Trent Thornton	29	2019



HOME RUNS

CLUB RECORDS

HITTERS

Yr	Tot	H	A	Consecutive			In One Inning			One-game										Batters				Players With HR Totals					vs.	
				2	3	4	3	4	5	5	6	7	8	9	10	PH	LO	XN	IP	P	1	10	20	30	40	RHP	LHP			
77	100	45	55	3	0	0	1	0	0	0	0	0	0	0	0	5	1	2	1	0	15	5	0	0	0	65	35			
78	98	55	48	2	0	0	0	0	0	0	0	0	0	0	2	2	2	0	0	15	2	2	0	0	59	39				
79	95	50	45	2	0	0	0	0	0	0	0	0	0	0	4	1	2	2	0	15	4	1	0	0	67	28				
80	126	56	70	3	0	0	0	0	0	0	0	0	0	0	3	0	3	1	0	17	5	2	1	0	82	44				
81	61	34	27	2	0	0	0	0	0	0	0	0	0	0	1	1	0	1	0	12	2	0	0	0	31	30				
82	106	62	44	3	0	0	1	0	0	0	0	0	0	0	4	1	1	1	0	19	4	1	0	0	56	50				
83	167	101	66	10	0	0	2	0	0	1	0	0	0	0	5	2	4	4	0	16	9	3	0	0	106	60				
84	143	59	84	5	1	0	3	0	0	0	0	0	0	0	6	1	1	2	0	15	7	1	0	0	105	38				
85	158	75	83	6	0	0	0	0	0	1	0	0	0	0	4	2	8	0	0	16	6	2	0	0	102	56				
86	181	87	94	5	0	0	0	0	0	0	0	0	0	0	4	4	6	1	0	16	7	3	2	1	126	55				
87	215	101	114	8	1	0	3	0	0	3	0	0	0	0	1	3	0	4	0	18	9	4	1	1	152	63				
88	158	78	80	6	0	0	0	0	0	1	0	0	0	0	2	1	2	1	0	15	7	2	1	0	105	53				
89	142	64	78	4	0	0	0	0	0	0	0	0	0	0	3	4	3	1	0	17	6	1	1	0	106	36				
90	167	93	74	6	0	0	2	0	0	2	0	0	0	0	0	1	3	0	0	15	7	3	2	0	109	58				
91	133	75	58	1	0	0	0	0	0	0	0	0	0	0	1	6	5	1	0	17	4	2	1	0	86	47				
92	163	79	84	4	0	0	0	0	0	0	0	0	0	0	0	5	2	1	0	13	7	3	1	0	122	41				
93	159	96	69	7	0	0	0	0	0	2	0	0	0	0	1	6	0	1	0	15	6	3	1	0	121	38				
94	115	63	52	2	0	0	0	0	0	0	1	0	0	0	0	1	4	2	1	12	5	1	0	0	74	41				
95	140	73	67	5	0	0	1	0	0	0	0	0	0	0	1	3	1	1	0	16	7	1	0	0	104	36				
96	177	87	90	3	0	0	0	0	0	1	1	0	0	0	2	1	3	0	0	15	8	3	2	0	130	47				
97	147	68	79	5	0	0	0	0	0	0	0	0	0	0	1	0	1	0	0	15	7	2	1	0	109	38				
98	221	112	109	6	0	0	0	0	0	0	1	0	0	0	1	2	3	3	0	16	8	4	3	1	167	54				
99	212	96	116	11	0	0	3	0	1	0	0	0	0	0	4	3	3	0	0	23	7	3	2	2	170	42				
00	254	134	110	8	1	0	2	0	0	2	0	0	0	0	0	8	1	0	0	15	8	7	4	2	205	39				
01	195	94	101	8	1	0	2	1	0	4	0	0	0	0	2	4	5	1	0	19	8	3	2	0	150	45				
02	187	102	85	6	0	0	1	0	0	1	0	0	0	0	4	3	3	2	0	17	8	3	1	0	150	37				
03	190	94	96	6	0	0	0	0	0	1	0	0	0	0	0	6	3	1	1	18	7	3	2	1	150	40				
04	145	80	65	2	0	0	0	0	0	0	0	0	0	0	4	7	1	0	0	19	6	2	1	0	93	52				
05	136	76	60	3	1	0	1	0	0	0	0	0	0	0	3	1	0	0	0	14	7	1	0	0	94	42				
06	199	121	78	10	0	0	2	0	0	2	0	0	0	0	2	6	3	0	0	16	9	3	2	0	146	53				
07	165	90	75	6	0	0	2	0	0	0	0	0	0	0	4	5	3	0	0	17	8	4	0	0	121	44				
08	225	69	57	2	0	0	0	0	0	0	0	0	0	0	2	2	1	0	0	19	6	1	0	0	100	26				
09	209	104	105	5	0	0	1	0	0	2	1	0	0	0	2	3	4	0	0	16	9	2	2	0	156	53				
10	257	146	111	10	0	0	1	0	0	2	2	0	1	0	1	5	2	1	0	17	9	7	2	1	211	46				
11	186	103	83	7	0	0	2	0	0	0	0	0	0	0	0	1	7	0	0	22	6	3	1	1	137	49				
12	198	102	96	4	1	0	1	0	0	1	1	0	0	0	1	3	2	0	0	19	7	3	1	1	141	57				
13	185	95	90	4	0	0	1	0	0	3	0	0	0	0	2	3	1	0	0	18	7	5	1	0	141	44				
14	177	98	79	7	0	0	1	0	0	1	0	0	0	0	9	5	1	0	0	20	7	2	2	0	135	42				
15	232	123	109	8	0	0	1	0	0	3	0	0	0	0	3	4	5	0	0	18	7	4	3	2	180	52				
16	221	107	114	8	0	0	2	0	0	2	0	0	0	0	1	6	1	0	0	16	8	6	2	1	168	53				
17	222	105	117	7	0	0	1	0	0	1	1	0	0	0	1	4	4	1	1	21	7	4	2	0	177	45				
18	217	115	102	8	0	0	2	0	0	1	0	0	0	0	3	3	6	0	0	21	11	4	0	0	155	62				
19	247	136	111	14	0	0	1	0	0	3	1	0	0	0	2	7	6	0	0	19	13	5	1	0	174	73				
20	88	43	45	3	0	0	1	0	0	0	1	1	0	0	0	2	3	0	0	16	3	0	0	0	67	21				
21	262	135	127	11	0	0	3	1	0	6	1	0	1	0	0	9	2	0	0	19	8	7	3	2	195	67				
22	200	102	98	3	0	0	1	0	0	1	0	0	0	0	0	10	0	1	0	16	7	5	1	0	158	42				

HOME RUN SUMMARY (1977-2022)

TOTAL	7872 (regular season)
HOME	4072 (Exhibition Stadium-817, Rogers Centre-3131, Puerto Rico-2, Sahlen Field-84, TD Ballpark-38)
AWAY	3800
3 in inning	47
4 in inning	2 (Aug. 17, 2001 vs. Texas - 6th, Sept. 11, 2021 at Baltimore (2) - 7th)
5 in game	51
6 in game	11
7 in game	2 (Aug. 19, 1998 at Seattle, Aug. 12, 2020 vs. Miami)
8 in game	2 (Aug. 7, 2010 vs. Tampa Bay, June 13, 2021 at Boston)
10 in game	1 (Sept. 14, 1987 vs. Baltimore)
Bases Loaded	174
Inside-the-Park	31
Leadoff	158
Pinch-hit	105
Extra Innings	127
Off RH Pitcher	5759
Off LH Pitcher	2113
Postseason	60
Home	32 (30 at Rogers Centre)
Away	28
Off RH Pitcher	41
Off LH Pitcher	19

BIOGRAPHIES | LAST SEASON | HISTORY | RECORDS | OPPONENTS | PLAYER DEV. | MEDIA & MISC.



PITCHERS

Yr	Tot	H	A	Consec			In One Inning			One-game					Batters					Totals					vs.		
				2	3	4	3	4	5	5	6	7	8	9	10	PH	LO	XN	IP	P	1	10	20	30	40	RHB	LHB
77	152	94	58	4	1	0	0	2	0	2	0	0	0	0	0	6	0	4	3	0	15	5	3	1	0	93	59
78	149	75	74	2	0	0	0	0	0	0	0	0	0	0	2	3	1	0	0	12	8	3	0	0	106	43	
79	165	74	91	6	0	0	1	0	0	2	0	0	0	0	1	2	3	3	0	17	8	2	0	0	103	62	
80	135	75	60	1	0	0	0	0	0	2	0	0	0	0	5	1	4	2	0	15	7	0	0	0	63	72	
81	72	41	31	1	0	0	0	0	0	0	0	0	0	0	2	2	2	1	0	12	3	0	0	0	42	30	
82	147	70	77	5	0	0	2	0	0	0	0	0	0	0	1	1	2	2	0	13	6	3	0	0	88	59	
83	145	84	61	5	0	0	1	0	0	0	0	0	0	0	2	3	3	2	0	14	6	3	0	0	85	60	
84	140	78	62	2	1	0	2	0	0	0	0	0	0	0	3	0	4	1	0	12	5	3	0	0	70	70	
85	147	78	69	5	1	0	1	0	0	0	0	0	0	0	4	1	2	1	0	15	5	3	0	0	78	69	
86	164	89	75	7	0	0	4	0	0	2	0	0	0	0	9	4	5	0	0	16	5	4	0	0	96	68	
87	158	83	75	2	0	0	0	0	0	1	0	0	0	0	4	4	3	1	0	13	8	3	1	0	101	57	
88	143	73	70	4	0	0	0	0	0	0	0	0	0	0	1	5	5	3	0	15	7	2	0	0	102	41	
89	99	50	49	1	0	0	0	0	0	0	0	0	0	0	2	2	1	0	0	17	5	0	0	0	70	29	
90	143	82	61	4	1	0	2	0	0	1	1	0	0	0	3	3	3	0	0	16	6	2	0	0	100	43	
91	121	72	49	2	0	0	0	0	0	0	0	0	0	0	5	2	5	0	0	16	4	2	0	0	80	41	
92	124	60	64	6	0	0	0	0	0	0	0	0	0	0	2	2	0	0	0	14	4	2	0	0	86	38	
93	134	81	53	4	0	0	0	0	0	1	0	0	0	0	1	1	1	1	0	13	5	2	0	0	75	59	
94	127	64	63	4	0	0	0	0	0	1	0	0	0	0	3	4	2	1	0	15	4	3	0	0	75	52	
95	145	79	66	2	0	0	1	0	0	1	0	0	0	0	1	2	8	0	0	19	7	1	0	0	74	71	
96	187	102	85	6	0	0	0	0	0	1	0	0	0	0	6	5	2	0	0	19	5	4	0	0	105	82	
97	167	72	95	7	0	0	4	0	0	3	0	0	0	0	4	4	3	1	0	20	4	2	2	0	91	76	
98	169	77	92	6	0	0	2	0	0	0	1	0	0	0	2	4	2	1	0	16	6	2	1	0	82	87	
99	191	93	98	4	0	0	0	0	0	1	0	0	0	0	2	4	1	0	0	20	7	2	2	0	111	80	
00	195	92	103	7	1	0	0	1	0	3	0	0	1	0	1	2	3	0	1	21	7	3	1	0	109	86	
01	165	84	81	5	0	0	0	0	0	5	0	0	0	0	5	0	1	0	0	18	5	2	0	0	89	76	
02	177	89	88	3	0	0	1	0	0	2	0	0	0	0	1	3	4	0	0	21	11	0	0	0	78	99	
03	184	107	77	6	0	0	1	0	0	0	1	0	0	0	2	1	0	2	0	21	8	3	0	0	108	76	
04	181	93	88	4	2	0	3	0	0	0	1	0	0	0	3	2	2	0	0	21	7	2	0	0	80	101	
05	185	103	82	9	0	0	0	0	0	3	0	0	0	0	2	6	1	2	0	17	8	4	0	0	119	66	
06	185	94	91	6	0	0	1	0	0	0	0	0	0	0	1	2	0	0	0	21	7	1	0	0	119	66	
07	157	83	74	6	0	0	1	0	0	0	0	0	0	0	3	3	3	0	0	20	7	2	0	0	75	82	
08	134	56	78	2	0	0	1	0	0	1	0	0	0	0	3	2	3	1	0	18	4	2	0	0	68	66	
09	181	90	91	7	0	0	0	0	0	5	0	0	0	0	3	6	4	0	0	21	5	3	0	0	95	86	
10	150	81	69	7	0	0	2	0	0	1	0	0	0	0	1	2	2	1	0	20	5	2	0	0	99	51	
11	179	95	84	5	0	0	0	0	0	0	0	0	0	0	2	1	1	1	1	24	8	3	0	0	115	64	
12	204	102	102	3	2	0	3	0	0	1	0	1	0	0	1	1	2	0	0	29	7	3	0	0	112	92	
13	195	119	76	11	1	0	1	0	0	2	1	0	0	0	3	2	4	0	0	29	7	3	1	0	100	95	
14	151	88	63	6	0	0	0	0	0	0	0	0	0	0	0	2	2	1	0	22	5	3	0	0	87	64	
15	173	80	93	2	0	0	0	0	0	0	0	0	0	0	3	6	3	0	0	26	4	4	0	0	89	84	
16	163	96	87	7	3	0	2	0	0	1	0	1	0	0	3	3	2	2	0	26	5	4	0	0	96	85	
17	203	99	104	8	1	0	4	1	0	3	0	0	0	0	3	1	6	1	0	30	6	2	1	0	138	65	
18	208	110	98	7	0	0	1	0	0	0	0	0	0	0	4	6	5	0	0	28	7	2	0	0	129	79	
19	228	134	94	8	0	0	4	0	0	4	0	1	0	0	5	4	7	1	0	35	8	1	0	0	120	108	
20	81	24	57	4	1	0	1	0	1	2	1	0	0	0	0	1	0	0	0	22	2	0	0	0	50	31	
21	209	111	98	11	1	0	3	0	0	2	2	0	0	0	4	7	3	1	0	33	6	3	1	0	144	65	
22	180	102	78	7	0	0	2	0	0	2	0	0	0	0	1	4	4	0	0	28	5	2	0	0	110	70	

BLUE JAYS, MOST CONSECUTIVE GAMES WITH 1+ DOUBLE – ALL-TIME

- 32 07/22/2007 - 08/25/2007
- 31 04/10/2015 - 05/12/2015
- 31 06/21/2009 - 07/28/2009
- 31 07/09/2008 - 08/13/2008
- 31 04/11/2004 - 05/14/2004
- 30 09/12/2021 - 04/17/2022
- 29 07/27/1990 - 08/25/1990
- 29 08/14/1987 - 09/15/1987
- 27 07/16/1995 - 08/12/1995
- 26 08/31/2008 - 09/27/2008
- 26 06/24/1986 - 07/23/1986
- 25 08/25/2017 - 09/20/2017



HOME RUNS AT ROGERS CENTRE

REGULAR SEASON

LEADING BLUE JAYS

1. Carlos Delgado	175
2. Jose Bautista	146
3. Vernon Wells	124
4. Joe Carter	121
5. Edwin Encarnacion	115
6. Adam Lind	73
7. Shawn Green	63
8. Josh Donaldson	61
Justin Smoak	61
10. Ed Sprague	58

LEADING OPPONENTS

1. David Ortiz	41
2. Alex Rodriguez	36
3. Manny Ramirez	27
4. Jason Giambi	22
5. Chris Davis	21
6. Jose Canseco	18
7. Miguel Tejada	17
Adam Jones	17
Mark Teixeira	17
10. Juan Gonzalez	16
Cecil Fielder	16

MOST IN ONE SEASON

	#	BLUE JAYS
Club	146	2010
Individual	33	Bautista, 2010

	#	OPPONENT
Club	119	2013
Individual	6	A. Soriano, 2002
	6	J. Giambi, 2003
	6	R. Devers, 2019

POSTSEASON AT ROGERS CENTRE

BLUE JAYS

Carter	5
Bautista	3
Donaldson	3
Encarnacion	3
Borders	2
Gruber	2
Hernández	2
Maldonado	1
Moseby	1
Bell	1
Molitor	1
Olerud	1
White	1
Wintfield	1
Colabello	1
Goins	1
Tulowitzki	1
Martin	1
Saunders	1

ROGERS CENTRE 500 LEVEL HOME RUNS

Player	Date	Visiting Team	Pitcher	
Jose Canseco*	Oct. 7, 1989	Oakland	Mike Flanagan	480 (LF)
Mark McGwire	July 25, 1996	Oakland	Huck Flener	488 (LF)
Joe Carter**	July 27, 1996	Oakland	John Wasdin	483 (LF)
Carlos Delgado**	July 19, 1998	New York (AL)	Andy Pettitte	467 (RF)
Jose Canseco**	Sept. 5, 1998	Boston	Bret Saberhagen	451 (LF)
Jose Canseco	April 12, 1999	Tampa Bay	Graeme Lloyd	459 (LF)
Shawn Green**	April 22, 1999	Anaheim	Tim Lincecum	449 (RF)
Manny Ramirez	June 3, 2001	Boston	Chris Carpenter	491 (LF)
Raul Mondesi**	April 17, 2002	Boston	Darren Oliver	456 (LF)
Josh Phelps**	Aug. 29, 2002	New York (AL)	Roger Clemens	455 (LF)
Josh Phelps**	July 7, 2004	Seattle	Julio Mateo	435 (LF)
Gary Sheffield	July 28, 2004	New York (AL)	Miguel Batista	440 (LF)
Vernon Wells**	Sept. 16, 2004	Baltimore	Rodrigo Lopez	445 (LF)
Jayson Werth	June 27, 2009	Philadelphia	Brad Mills	448 (LF)
Shelly Duncan	May 31, 2011	Cleveland	Jo-Jo Reyes	446 (LF)
Edwin Encarnacion**	April 30, 2013	Boston	Jon Lester	480 (LF)
Mike Napoli	Aug. 26, 2014	Boston	Sergio Santos	452 (LF)
Edwin Encarnacion**	April 21, 2015	Baltimore	Jason Garcia	460 (LF)
Alex Dickerson	July 25, 2016	San Diego	Bo Schultz	452 (RF)
Josh Donaldson**	May 30, 2017	Cincinnati	Asher Wojciechowski	435 (LF)
Austin Meadows	April 12, 2019	Tampa Bay	Trent Thornton	436 (RF)
Brandon Lowe	April 12, 2019	Tampa Bay	Trent Thornton	436 (RF)

* Game 4 of the ALCS

**hit as a Blue Jay



BLUE JAYS FIVE OR MORE HOME RUN GAMES (67)

DATE	OPP.	NO.	DATE	OPP.	NO.
Sept. 17, 1983	MIN	5	May 21, 2010	at ARI	6
July 10, 1985	at SEA	5	July 8, 2010	MIN	5
May 22, 1987	at SEA	5	Aug. 7, 2010	TB	8
Aug. 30, 1987	OAK	5	Sept. 30, 2010	at MIN	6
Sept. 12, 1987	NY Yankees	5	May 18, 2012	NY Yankees	5
Sept. 14, 1987	BAL	10	June 19, 2012	at MIL	6
May 23, 1988	at MIL	5	April 4, 2013	CLE	5
April 20, 1990	KC	5	May 12, 2013	at BOS	5
May 6, 1990	DET	5	July 26, 2013	HOU	5
May 16, 1993	at NYY	5	May 8, 2014	PHI	5
May 31, 1993	at CAL	5	April 17, 2015	ATL	5
July 5, 1994	at MIN	6	July 1, 2015	BOS	5
July 6, 1996	at DET	6	Sept. 11, 2015	at NYY	5
July 13, 1996	at MIL	5	June 16, 2016	at PHI	5
Aug. 19, 1998	at SEA	7	June 17, 2016	at BAL	5
April 30, 1999	at SEA	5	Aug. 23, 2017	at TB	6
June 21, 1999	KC	5	Sept. 26, 2017	at BOS	5
July 8, 1999	at BAL	6	July 27, 2018	at CWS	5
Aug. 10, 1999	at MIN	5	June 16, 2019	at HOU	5
May 5, 2000	CLE	5	July 27, 2019	TB	6
Aug. 27, 2000	at TEX	5	Aug. 1, 2019	at BAL	5
April 4, 2001	at TB	5	Sept. 23, 2019	BAL	5
April 20, 2001	at KC	5	Aug. 12, 2020	MIA	7
May 6, 2001	at SEA	5	Aug. 14, 2020	TB	6
Sept 18, 2001	BAL	5	April 30, 2021	ATL	6
June 25, 2002	at TB	5	May 24, 2021	TB	5
May 6, 2003	at TEX	5	June 12, 2021	at BOS	5
Sept. 25, 2003	TB	5	June 13, 2021	at BOS	8
May 30, 2006	BOS	5	July 16, 2021	TEX	5
July 23, 2006	NY Yankees	5	July 24, 2021	at NY Yankees	5
July 22, 2009	CLE	5	Sept. 12, 2021	at BAL	5
Sept. 15, 2009	at NY Yankees	5	Oct. 2, 2021	BAL	5
Sept. 29, 2009	at BOS	6	July 22, 2022	at BOS	5
May 14, 2010	TEX	5			

FOUR OR MORE HOME RUNS IN ONE INNING

BLUE JAYS (2)

DATE	OPPONENT	INNING	HITTERS	PITCHER(S)
Aug. 17, 2001	vs. TEX	6th	FRYE CRUZ JR. STEWART DELAGDO	MAHOMES MAHOMES MAHOMES MAHOMES
Sept. 11, 2021	@BAL	7th	BICHETTE KIRK SEMIEN HERNÁNDEZ	AKIN SCOTT SCOTT BARREDA

OPPONENTS (6)

DATE	OPPONENT	INNING	HITTERS	PITCHER(S)
June 30, 1977	vs. NY Yankees	8th	C. JOHNSON PINELLA MUNSON C. JOHNSON	GARVIN GARVIN J. JOHNSON J. JOHNSON
July 4, 1977	@BOS	8th	LYNN RICE YAZSTREMSKI SCOTT	HARTENSTEIN HARTENSTEIN WILLIS WILLIS
May 3, 2000	@CWS	6th	JOHNSON VALENTIN THOMAS KONERKO	ESCOBAR ESCOBAR FRASCATORE FRASCATORE
May 20, 2009	@BOS	5th	ORTIZ BAY LOWELL VARITEK	CECIL CECIL CECIL CECIL
June 3, 2017	vs. NY Yankees	8th	GARDNER HOLLIDAY CASTRO GREGORIUS	GRILLI GRILLI GRILLI GRILLI
Sept. 17, 2020	at NY Yankees	4th	GARDNER LeMAHIEU VOIT STANTON TORRES	ANDERSON ANDERSON ANDERSON ANDERSON ANDERSON

BACK-TO-BACK-TO-BACK HOME RUNS

The Blue Jays have hit three consecutive home runs **six** times in their history:

- April 26, 1984 vs. Oakland A's (6th inning): Willie Upshaw (1R), George Bell, Jesse Barfield
- September 12, 1987 vs. New York Yankees (8th inning): Ernie Whitt (3R), Jesse Barfield, Kelly Gruber
- April 18, 2000 vs. Los Angeles Angels (6th inning): Craig Grebek (2R), Raul Mondesi, Carlos Delgado
- August 21, 2001 at Minnesota Twins (6th inning): Shannon Stewart (1R), Raul Mondesi, Carlos Delgado
- April 9, 2005 vs. Boston Red Sox (3rd inning): Vernon Wells (1R), Corey Koskie, Shea Hillenbrand
- June 19, 2012 at Milwaukee (6th inning): Colby Rasmus (1R), Jose Bautista, Edwin Encarnacion



THREE OR MORE HOME RUNS IN ONE INNING

BLUE JAYS (48)

DATE	OPP	INNING
June 17, 1977	BAL	4
June 23, 1982	at SEA	9
May 23, 1983	DET	4
July 12, 1983	at KC	4
April 26, 1984	OAK	6
June 5, 1984	at DET	4
July 15, 1984	at OAK	4
Aug. 30, 1987	OAK	7
Sept. 12, 1987	NYG	8
Sept. 14, 1987	BAL	2
May 6, 1990	DET	4
May 22, 1990	OAK	6
May 17, 1995	at TEX	2
April 30, 1999	at SEA	3
June 21, 1999	KC	3
Oct. 2, 1999	at CLE	3
April 18, 2000	ANA	6
April 23, 2000	NYG	6
Aug. 11, 2001	at ANA	2
Aug. 17, 2001	TEX	6
Aug. 21, 2001	at MIN	6
June 25, 2002	at TB	8
April 9, 2005	BOS	3
April 21, 2006	BOS	8
July 23, 2006	NYG	3
May 1, 2007	at CLE	1
May 20, 2007	at PHI	8
June 24, 2009	CIN	1
May 14, 2010	TEX	3
Aug. 7, 2010	TB	3
April 25, 2011	at TEX	5
July 3, 2011	PHI	8
June 19, 2012	at MIL	6
July 26, 2013	HOU	7
May 7, 2014	PHI	7
July 5, 2016	KC	3
July 29, 2016	BAL	1
May 30, 2017	CIN	4
Sept. 23, 2017	at TB	2
Aug. 21, 2018	BAL	5
Sept. 20, 2018	TB	9
June 5, 2019	NYG	8
Aug. 14, 2020	TB	6
June 12, 2021	at BOS	5
July 16, 2021	TEX	3
July 18, 2021(2)	TEX	2
Sept. 11, 2021(2)	at BAL	7
June 10, 2022	at DET	2

OPPONENTS (58)

DATE	OPP	INN
June 30, 1977	NYG	8
July 4, 1977	BOS	8
May 8, 1979	at MIN	7
May 5, 1982	at CWS	7
June 22, 1982	at SEA	4
Aug. 2, 1983	NYG	3
June 3, 1984	NYG	4
Sept. 18, 1984	BOS	6
Aug. 24, 1985	at CWS	9
May 6, 1986	OAK	3
May 10, 1986	at SEA	4
May 14, 1986	at OAK	7
June 4, 1986	MIN	7
July 14, 1990	at CAL	7
Aug. 7, 1990	DET	9
June 22, 1995	MIL	2
April 25, 1997	SEA	8
June 3, 1997	at SEA	6
June 23, 1997	BOS	7
Sept. 15, 1997	at SEA	5
July 14, 1998	at BAL	7
Sept. 25, 1998	DET	3
May 3, 2000	at CWS	6
June 11, 2002	SF	5
Aug. 8, 2003	TEX	1
May 24, 2004	ANA	3
Aug. 25, 2004	at BOS	4
Aug. 28, 2004	NYG	9
July 9, 2005	at TEX	3
June 4, 2006	at TB	3
April 24, 2007	TEX	3
June 6, 2008	BAL	8
May 20, 2009	at BOS	5
Sept. 27, 2009	SEA	5
July 9, 2010	BOS	4
Aug. 24, 2010	NYG	3
May 26, 2012	at TEX	6
June 20, 2012	at MIL	2
Sept. 26, 2012	at BAL	5
June 24, 2013	at TB	3
June 12, 2016	BAL	3
June 25, 2016	at CWS	3
April 16, 2017	BAL	8
April 28, 2017	TB	8
June 3, 2017	NYG	8
July 9, 2017	HOU	2
Sept. 15, 2018	at NYG	7
May 25, 2019	SD	8
June 17, 2019	LAA	2
Aug. 6, 2019	at TB	4
Sept. 23, 2019	BAL	5
Sept. 5, 2020	at BOS	2
Sept. 17, 2020	at NYG	4
July 19, 2021	BOS	1
Sept. 17, 2021	MIN	3
Sept. 30, 2021	NYG	6
June 17, 2022	NYG	5
July 3, 2022	TB	5

CONSECUTIVE GAMES WITH AT LEAST ONE HOME RUN

(MINIMUM 10 GAMES)

GAMES	DATE	HR	GAMES	DATE	HR
23	May 31-June 25, 2000	44	11	June 19-30, 1986	21
19	Aug. 29-Sept. 18, 2010	34	11	May 6-17, 1993	22
15	July 6-23, 2000	28	11	May 2-14, 1995	20
15	July 27-Aug. 10, 2019	39	11	Sept. 16-27, 1998	19
14	April 18-May 4, 1996	28	11	April 11-22, 1999	17
14	Sept. 11-26, 2002	23	11	May 3-15, 2001	25
13	May 19-June 2, 1985	17	11	Aug. 5-7, 2001	24
13	Sept. 1-15, 1999	22	11	July 14-26, 2002	19
13	May 6-19, 2003	24	11	Aug. 28-Sept. 9, 2007	18
13	July 3-10, 2010	28	11	Aug. 5-18, 2009	20
13	June 22-July 5, 2011	21	10	July 31-Aug. 11, 1984	12
13	July 27-Aug. 9, 2018	24	10	May 29-June 8, 1993	22
12	June 2-14, 1987	25	10	June 9-19, 1996	14
12	April 11-23, 2000	29	10	Sept. 27-Oct. 6, 2001	12
12	May 1-13, 2000	29	10	April 9-20, 2002	17
12	July 25-Aug. 6, 2004	19	10	May 29-June 8, 2002	15
12	Aug. 6-18, 2011	20	10	Aug. 25-Sept. 5, 2003	12
12	Aug. 26-Sept. 8, 2014	19	10	April 6-17, 2004	10
12	July 17-30, 2015	20	10	April 4-14, 2007	13
12	Aug. 1-13, 2015	22	10	July 25-Aug. 3, 2010	23
12	Aug. 28-Sept. 9, 2021	28	10	May 17-27, 2014	20
			10	May 21-31, 2015	16
			10	Sept. 18-27, 2020	15
			10	July 29-Aug. 7, 2021	14



INDIVIDUAL RECORDS

YEARLY HOME RUN LEADERS

AT HOME

YEAR	PLAYER	HR	YEAR	PLAYER	HR	YEAR	PLAYER	HR	YEAR	PLAYER	HR
1977	Ron Fairly	10	1988	Fred McGriff	18	2000	Carlos Delgado	30	2012	Edwin Encarnacion	23
1978	John Mayberry	12	1989	Fred McGriff	18	2001	Jose Cruz Jr.	15	2013	Jose Bautista	14
1979	John Mayberry	13	1990	Kelly Gruber	23	2002	Carlos Delgado	17		Colby Rasmus	14
1980	Otto Velez	12	1991	Joe Carter	23	2003	Carlos Delgado	24	2014	Edwin Encarnacion	19
1981	John Mayberry	10	1992	Joe Carter	21	2004	Carlos Delgado	18	2015	Josh Donaldson	24
1982	Jesse Barfield	11	1993	Joe Carter	21	2005	Vernon Wells	28	2016	Josh Donaldson	21
	Willie Upshaw	11	1994	Joe Carter	18	2006	Troy Glaus	25	2017	Justin Smoak	19
1983	Jesse Barfield	22	1995	Joe Carter	13	2007	Frank Thomas	19	2018	Randal Grichuk	17
1984	George Bell	12	1996	Ed Sprague	17	2008	Vernon Wells	11	2019	Randal Grichuk	19
1985	Jesse Barfield	15	1997	Carlos Delgado	17	2009	Aaron Hill	21	2020	Randal Grichuk	7
1986	Jesse Barfield	16	1998	Jose Canseco	25	2010	Jose Bautista	33	2021	Vladimir Guerrero Jr.	31
1987	George Bell	19	1999	Shawn Green	20	2011	Jose Bautista	20	2022	Matt Chapman	19
										Vladimir Guerrero Jr.	19

ON THE ROAD

YEAR	PLAYER	HR	YEAR	PLAYER	HR	YEAR	PLAYER	HR	YEAR	PLAYER	HR
1977	3 players tied	9	1989	Fred McGriff	18	2001	Carlos Delgado	26	2013	Edwin Encarnacion	24
1978	2 players tied	10	1990	Fred McGriff	21	2002	Carlos Delgado	16	2014	Jose Bautista	17
1979	2 players tied	8	1991	Kelly Gruber	12	2003	Vernon Wells	20	2015	Edwin Encarnacion	21
1980	John Mayberry	20	1992	2 players tied	13	2004	Carlos Delgado	14	2016	Edwin Encarnacion	22
1981	John Mayberry	7	1993	John Olerud	15	2005	Vernon Wells	14	2017	Josh Donaldson	19
1982	Willie Upshaw	10	1994	Joe Carter	9	2006	Troy Glaus	13	2018	Justin Smoak	19
1983	Cliff Johnson	12	1995	Joe Carter	12	2007	Matt Stairs	14	2019	Justin Smoak	14
1984	George Bell	14	1996	Ed Sprague	19	2008	Vernon Wells	9	2020	Randal Grichuk	12
1985	George Bell	18	1997	Carlos Delgado	13	2009	Adam Lind	21	2021	Teoscar Hernandez	10
1986	Jesse Barfield	24	1998	Jose Canseco	21	2010	Jose Bautista	21	2022	Marcus Semien	23
1987	George Bell	28	1999	Carlos Delgado	27	2011	Jose Bautista	23		Bo Bichette	16
1988	Fred McGriff	16	2000	3 Players	16	2012	Edwin Encarnacion	19			

MOST HOME RUNS, ONE MONTH

MONTH	TEAM HIGH	INDIVIDUAL HIGH
March/April	43-2000	Carlos Delgado, 10 – 2001
April	43-2000	Carlos Delgado, 10 – 2001
May	54-2010	Edwin Encarnacion, 16 – 2014
June	50-2022	Jose Bautista, 14 – 2012
July	44-2000	Shawn Green, 11 – 1999/Jose Bautista, 11 – 2010
August	51-2019	C. Delgado, 12 – 1999/J. Cruz Jr., 12 – 2001/J. Bautista, 12 – 2010/ J. Donaldson, 12 – 2017
September	55-2021	Marcus Semien, 12 – 2021
Sept./Oct.	66-2021	Marcus Semien, 13 – 2021

HOME RUN TRIOS, ONE SEASON

TOTAL	YEAR	PLAYERS
125	2021	Guerrero Jr. – 48, Semien – 45, Hernández – 32
120	2015	Donaldson – 41, Bautista – 40, Encarnacion – 39
119	1998	Canseco – 46, Delgado – 38, Green – 35
114	2000	Bautista – 41, Delgado – 41, Fullmer – 32
112	1999	Delgado – 44, Green – 42, Batista – 26
111	2010	Bautista – 54, Wells – 31, Hill – 26
103	2016	Encarnacion – 42, Donaldson – 37, Saunders/Tulowitzki – 24
101	1987	Bell – 47, Barfield – 28, Moseby – 26
100	2001	Delgado – 39, Cruz Jr. – 34, Mondesi – 27

HOME RUN DUOS, ONE SEASON

TOTAL	YEAR	PLAYERS
93	2021	Guerrero Jr. – 48, Semien – 45
86	1999	Delgado – 44, Green – 42
85	2010	Bautista – 54, Wells – 31
84	1998	Canseco – 46, Delgado – 38
82	2000	Batista – 41, Delgado – 41
81	2015	Donaldson – 41, Bautista – 40

BIographies

LAST SEASON

HISTORY

RECORDS

OPPONENTS

PLAYER DEV.

MEDIA & MISC.



MOST PLAYERS 10 OR MORE HOME RUNS IN A SEASON

13 –	2019 -	Bichette, Biggio, Drury, Galvis, Grichuk, Guerrero Jr., Gurriel Jr., Hernández, Jansen, McKinney, Smoak, Sogard, Tellez
11 –	2018 -	Diaz, Granderson, Grichuk, Gurriel Jr., Hernández, Martin, Morales, Pillar, Smoak, Solarte, Travis
9 –	1983 -	Barfield, Bonnell, Johnson, Martinez, Moseby, Mulliniks, Orta, Upshaw, Whitt
	1987 -	Barfield, Bell, Fielder, Gruber, McGriff, Moseby, Mulliniks, Upshaw, Whitt
	2006 -	Glaus, Hillenbrand, Hinske, Johnson, Molina, Overbay, Rios, Wells, Zaun
	2007 -	Thomas, Rios, Glaus, Wells, Stairs, Hill, Lind, Zaun, Overbay
	2009 -	Hill, Lind, Barajas, Overbay, Wells, Rios, Bautista, Scutaro, Ruiz
	2010 -	Bautista, Wells, Hill, Lind, Encarnacion, Buck, Overbay, Gonzalez, Snider

FOUR HOME RUN GAMES

BLUE JAYS (1)

PLAYER	DATE	H/A	OPPONENT	PITCHERS
CARLOS DELGADO	Sept. 25, 2003	H	Tampa Bay	Jorge Sosa (2), Joe Kennedy, Lance Carter

OPPONENTS (0)

No opponent has ever hit four home runs in a game vs. the Blue Jays.

THREE HOME RUN GAMES

BLUE JAYS (24)

PLAYER	DATE	H/A	OPPONENT	PITCHERS
Otto Velez	May 4, 1980	H	Cleveland (G1)	Spillner, Garland, Monge
Ernie Whitt	Sept. 14, 1987	H	Baltimore	Dixon (2), Arnold
George Bell	April 4, 1988	A	Kansas City	Saberhagen (3)
Joe Carter	Aug. 23, 1993	H	Cleveland	Lopez (2), Hernandez
Darnell Coles	July 5, 1994	A	Minnesota	Mahomes, Casian (2)
Carlos Delgado	Aug. 4, 1998	A	Texas	Stottlemire, Gunderson, Patterson
Carlos Delgado	Aug. 6, 1999	A	Texas	Helling (2), Zimmerman
Darrin Fletcher	Aug. 27, 2000	A	Texas	Helling (3)
Carlos Delgado	April 4, 2001	A	Tampa Bay	Wilson, Creek, Hill
Carlos Delgado	April 20, 2001	A	Kansas City	Suzuki, Cogan, Hernandez
Chris Woodward	Aug. 7, 2002	H	Seattle	Piniero (2), Sasaki
Vernon Wells	May 30, 2006	H	Boston	Beckett (2), Riske
Frank Thomas	Sept. 17, 2007	H	Boston	Wakefield (2), Snyder
Adam Lind	Sept. 29, 2009	A	Boston	Buchholz (2), Saito
John Buck	April 29, 2010	H	Oakland	Duchscherer, Blevins, Breslow
Edwin Encarnacion	May 21, 2010	A	Arizona	Haren (2), Gutierrez
Jose Bautista	May 15, 2011	A	Minnesota	Duensing, Slowey (2)
Edwin Encarnacion	Aug. 29, 2015	H	Detroit	Farmer, Knudson, Wilson
Michael Saunders	June 17, 2021	A	Baltimore	Wright, Jimenez (2)
Josh Donaldson	Aug. 28, 2016	H	Minnesota	Gibson, Light, Wimmers
Kendrys Morales	Aug. 31, 2017	A	Baltimore	Hellickson, Givens (2)
Vladimir Guerrero Jr.	April 27, 2021	H	Washington	Scherzer (2), Finnegan
Vladimir Guerrero Jr.	April 13, 2022	A	New York (AL)	Cole (2), Loáisiga
Bo Bichette	Sept. 5, 2022	A	Baltimore (G2)	Zimmermann (2), Vespi

OPPONENTS (21)

PLAYER	DATE	H/A	OPPONENT	PITCHERS
John Mayberry	June 1, 1977	H	Kansas City	Johnson, Willis, Bruno
Cliff Johnson	June 30, 1977	H	New York (AL)	Garvin (3)
Eddie Murray	Sept. 14, 1980	H	Baltimore	Todd (2), Barlow
Jim Rice	Aug. 29, 1983	H	Boston (G2)	Acker (2), Moffitt
Jose Canseco	July 3, 1988	H	Oakland	Stottlemire (2), Henke
Cecil Fielder	May 6, 1990	H	Detroit	Key (2), Wells
Tom Brunansky	Sept. 29, 1990	A	Boston	Stottlemire, Ward, Leucken
Cecil Fielder	April 16, 1996	H	Detroit	Hanson, Carrara, Riskey
Ken Griffey Jr.	April 25, 1997	H	Seattle	Clemens (2), Timlin
Manny Ramirez	Sept. 15, 1998	A	Cleveland	Stieb (2), Quantrill
Alex Rodriguez	April 16, 2000	H	Seattle	Carpenter (2), Borbon
Alex Rodriguez	Aug. 17, 2002	A	Texas	Parris (2), Thurman
Tony Clark	Aug. 28, 2004	H	New York (AL)	Lilly, Frasor, Ligtnerberg
Jayson Werth	May 16, 2008	A	Philadelphia	Purcey (2), Litch
Jose Lopez	Sept. 22, 2010	H	Seattle	Drabek, Tallet, Camp
Chris Davis	Aug. 24, 2012	A	Baltimore	Villanueva (2), Delabar
Will Middlebrooks	April 6, 2013	H	Boston	Dickey (2), Bush
Josh Reddick	Aug. 9, 2013	H	Oakland	Rogers, Wagner, J. Perez
Byron Buxton	Aug. 27, 2017	H	Minnesota	Blagini, Dermody, Mayza
Kyle Higashioka	Sept. 16, 2020	A	New York (AL)	Roark, Waguespack, Perez
Ryan Mountcastle	June 19, 2021	A	Baltimore	Manoah (2), Kay



MULTIPLE 20-PLUS HOME RUN SEASONS

(4 OR MORE SEASONS)

9 – Carlos Delgado 1996 (25), 1997 (30), 1998 (38), 1999 (44), 2000 (41), 2001 (39), 2002 (33), 2003 (42), 2004 (32)	6 – Edwin Encarnacion 2010 (21), 2012 (42), 2013 (36), 2014 (34), 2015 (39), 2016 (42)
8 – Jose Bautista 2010 (54), 2011 (43), 2012 (27), 2013 (28), 2014 (35), 2015 (20), 2016 (22), 2017 (23)	4 – Jesse Barfield 1983 (27), 1985 (27), 1986 (40), 1987 (28)
7 – Joe Carter 1991 (33), 1992 (34), 1993 (33), 1994 (27), 1995 (25), 1996 (30), 1997 (21)	4 – Fred McGriff 1987 (20), 1988 (34), 1989 (36), 1990 (35)
7 – Vernon Wells 2002 (23), 2003 (33), 2004 (23), 2005 (28), 2006 (32), 2008 (20), 2010 (31)	4 – Adam Lind 2009 (35), 2010 (23), 2011 (26), 2013 (23)
6 – George Bell 1984 (26), 1985 (28), 1986 (31), 1987 (47), 1988 (24), 1990 (21)	4 – Teoscar Hernández 2018 (22), 2019 (26), 2021 (32), 2022 (25)

CONSECUTIVE GAME HOME RUNS

In 2018, **KENDRYS MORALES** set a franchise record, homering in **SEVEN CONSECUTIVE GAMES** from Aug. 19-26, connecting for eight total home runs...The streak is tied for 4th longest all-time, one back of the leaders, and is the longest ever by a switch-hitter...Below is a list of Blue Jays who have homered in at least four consecutive games.

SEVEN STRAIGHT GAMES

(With at least 1 AB in the contest)

Kendrys Morales – Aug. 19-26, 2018 (8 HR)

SIX STRAIGHT GAMES

(With at least 1 AB in the contest)

Jose Cruz Jr. – Sept. 29-Oct. 5, 2001 (6 HR)

FIVE STRAIGHT GAMES

(With at least 1 AB in the contest)

Jose Bautista – Aug. 26-31, 2014 (5 HR)

FOUR STRAIGHT GAMES

(With at least 1 AB in the contest)

George Bell – Aug. 23-26, 1985 (4 HR)

Joe Carter – June 20-23, 1991 (5 HR)

– June 14-18, 1996 (4 HR)

Carlos Delgado – June 3, 5-7, 1997 (4 HR)

– Aug. 8-11, 1999 (5 HR)

Shawn Green – April 5, 7-9, 1998 (4 HR)

Jose Canseco – Sept. 4-7, 1998 (4 HR)

Vernon Wells – June 19-22, 2003 (5 HR)

Josh Phelps – Aug. 29-Sept. 3, 2003 (4 HR)

Jose Bautista – Sept. 28-Oct. 2, 2009 (4 HR)

Edwin Encarnacion – Sept. 30-Oct. 3, 2010 (5 HR)

– April 27-30, 2012 (4 HR)

– April 23-26, 2013 (5 HR)

– Sept. 28-Oct. 3, 2015 (4 HR)

– June 14-17, 2011 (4 HR)

Colby Rasmus – Sept. 13-18, 2013 (4 HR)

Melky Cabrera – April 4-8, 2014 (4 HR)

Josh Donaldson – May 25-29, 2015 (5 HR)

Justin Smoak – Aug. 28-Sept. 1, 2018 (4 HR)

Bo Bichette – Aug. 9-Aug. 14, 2020 (4 HR)

Randal Grichuk – Aug. 16-Aug. 19, 2021 (5 HR)

Vladimir Guerrero Jr. – June 11-June 14, 2021 (4 HR)

Teoscar Hernández – Aug. 14-Aug. 18, 2021 (4 HR)

MOST HOME RUNS IN A SEASON SERIES

(8 OR MORE)

YEAR	NAME	OPPONENT	HR	YEAR	NAME	OPPONENT	HR
1980	John Mayberry	New York (AL)	8	2014	Jose Bautista	New York (AL)	8
2000	Tony Batista	Baltimore	9	2017	Josh Donaldson	Tampa Bay	8
2001	Jose Cruz Jr.	New York (AL)	9	2019	Randal Grichuk	New York (AL)	8
2002	Carlos Delgado	Tampa Bay	8	2021	Bo Bichette	New York (AL)	8
2003	Carlos Delgado	Tampa Bay	8		Vladimir Guerrero Jr.	Baltimore	12
2006	Vernon Wells	Boston	8		Marcus Semien	New York (AL)	8
2010	Jose Bautista	Boston	8				
	Jose Bautista	Baltimore	9				
	Vernon Wells	Texas	8				

ALL-TIME LONGEST HOMERLESS STRETCHES

ORGANIZED BY AT-BATS

ALFREDO GRIFFIN

DATES OF HOME RUNS	PITCHER	SPAN OF DROUGHT
July 30, 1980 vs. Oakland	Langford	255 Games, 956 At-Bats
July 26, 1982 at Boston	Eckersley	

BOB BAILOR

DATES OF HOME RUNS	PITCHER	SPAN OF DROUGHT
May 7, 1978 at Seattle	Pole	228 Games, 845 At-Bats
Aug. 22, 1979 at Seattle	Honeycutt	

OTIS NIXON

DATES OF HOME RUNS	PITCHER	SPAN OF DROUGHT
Apr. 16, 1996 vs. Detroit	Gohr	205 Games, 806 At-Bats
Aug. 1, 1997 at Detroit	Moehler	

MANNY LEE

DATES OF HOME RUNS	PITCHER	SPAN OF DROUGHT
June 17, 1990 at New York	Lapointe	245 Games, 804 At-Bats
May 6, 1992 at Seattle	Acker	

GARTH IORG

DATES OF HOME RUNS	PITCHER	SPAN OF DROUGHT
Aug. 2, 1980 vs. California	Laroche	240 Games, 771 At-Bats
Sept. 28, 1982 vs. Minnesota	Viola	



LEADOFF HOME RUNS (TOR -158/OPP. – 131)

BLUE JAYS (158)

PLAYER	TIMES	LAST DATE	LAST TEAM
Devon White	22	6/20/1995	at MIL
Shannon Stewart	15	11/7/2003	NY Yankees
George Springer	13	9/27/2022	NY Yankees
Alex Rios	9	5/15/2007	BAL Orioles
Damaso Garcia	7	5/25/1986	at CLE Indians
Jose Cruz Jr.	7	4/9/2001	NY Yankees
Reed Johnson	7	7/23/2007	MIN Twins
Jose Bautista	6	6/28/2017	BAL Orioles
Lloyd Moseby	5	7/9/1989	at MIL Brewers
Tony Fernandez	5	5/5/1990	DET Tigers
Frank Menechino	4	5/8/2004	CLE Indians
Fred Lewis	4	7/17/2010	at BAL Orioles
Jose Reyes	4	6/25/2014	NY Yankees
Devon Travis	4	8/6/2016	at KC Royals
Marcus Semien	4	7/1/2021	SEA Mariners
Marco Scutaro	3	4/30/2009	at KC Royals
Brett Lawrie	3	5/2/2013	BOS Red Sox
Melky Cabrera	3	4/6/2014	NY Yankees
Eric Sogard	3	6/11/2019	at BAL Orioles
Teoscar Hernández	3	7/27/2020	at WAS Nationals
Bo Bichette	3	9/9/2021	at NY Yankees

PLAYER	TIMES	LAST DATE	LAST TEAM
Rick Bosetti	2	9/21/1978	NY Yankees
Frank Catalanotto	2	7/9/2003	DET Tigers
Josh Donaldson	2	5/19/2015	LAA Angels
Curtis Granderson	2	7/27/2018	at CWS White Sox
Bob Bailor	1	4/27/1977	at CLE Indians
Alfredo Griffin	1	8/29/1979	OAK Athletics
Rickey Henderson	1	1/9/1993	at OAK Athletics
Alex Gonzalez	1	9/19/1995	at NY Yankees
Jacob Brumfield	1	6/13/1996	at CAL Angels
Russ Adams	1	9/22/2004	at NY Yankees
Brad Wilkerson	1	5/20/2008	LAA Angels
Travis Snider	1	9/29/2010	NY Yankees
Yunel Escobar	1	6/15/2011	BAL Orioles
Rajai Davis	1	7/30/2012	SEA Mariners
Ezequiel Carrera	1	7/30/2017	LAA Angels
Norichika Aoki	1	8/22/2017	at TB Rays
Steve Pearce	1	4/8/2018	at TEX Rangers
Billy McKinney	1	9/25/2019	BAL Orioles
Cavan Biggio	1	8/7/2020	at BOS Red Sox
Santiago Espinal	1	6/1/2022	CWS White Sox

LEADING OFF

The most leadoff home runs in one season:

Nine Times: George Springer (2022)

Six Times: Devon White (1991)

Five Times: Devon White (1992), Devon White (1993), Shannon Stewart (2000)

Four Times: Devon White (1994), Shannon Stewart (2000), Jose Cruz Jr. (2001), Frank Menechino (2004), Alex Rios (2006, 2007), Fred Lewis (2010), Jose Bautista (2016), Marcus Semien (2021), George Springer (2021)

BLUE JAYS, HOME RUN ON FIRST PITCH OF GAME

***SINCE 1988 WHEN PITCH COUNTS BEGAN TO BE RECORDED**

Devon White	July 21, 1991 vs. TEX	Brett Lawrie	July 22, 2012 vs. BOS
Devon White	May 24, 1993 vs. MIL	Jose Reyes	Aug. 6, 2013 vs. SEA
Devon White	May 12, 1995 vs. MIL	Jose Reyes	June 17, 2014 at NY Yankees
Jose Cruz Jr.	Aug. 19, 2001 vs. TEX	Jose Reyes	June 25, 2014 vs. NY Yankees
Shannon Stewart	April 5, 2002 vs. MIN	Jose Bautista	Aug. 31, 2016 at BAL Orioles
Alex Rios	April 13, 2007 vs. DET	Steve Pearce	April 8, 2018 at TEX Rangers
Alex Rios	May 8, 2007 vs. BOS	George Springer	July 31, 2021 vs. KC Royals
Jose Bautista	Sept. 29, 2009 vs. BOS	George Springer	Aug. 4, 2021 vs. CLE Indians
Fred Lewis	July 17, 2010 vs. BAL Orioles	George Springer	July 10, 2022 at SEA Mariners

HOMERING FROM BOTH SIDES – BLUE JAYS (SAME GAME)

Date	Batter	Pitcher	OPP	Cty	In	On	Date	Batter	Pitcher	OPP	Cty	In	On
1	May 10/91	Roberto Alomar	Bobby Thigpen	CWS	TOR	9 0	6	July 28/14	Melky Cabrera	Clay Buchholz	BOS	BOS	1 1
			Scott Radinsky	CWS	TOR	11 0				Felix Doubront	BOS	BOS	6 2
2	June 1/92	Devon White	John Smiley	MIN	MIN	1 0	7	July 1/15	Justin Smoak	Rick Porcello	BOS	TOR	1 1
			Carl Willis	MIN	MIN	10 0				Robbie Ross	BOS	TOR	3 0
3	May 3/95	Roberto Alomar	Jim Abbott	CWS	TOR	3 0	8	July 7/17	Kendrys Morales	Sean Manaea	OAK	TOR	5 0
			Roberto Hernandez	CWS	TOR	9 0				Blake Treinen	OAK	TOR	9 0
4	Aug. 24/97	Jose Cruz Jr.	Ricky Bones	KC	KC	1 0	9	June 15/18	Yangervis Solarte	Gio Gonzalez	WAS	TOR	2 0
			Larry Casian	KC	KC	13 1				Justin Miller	WAS	TOR	7 1
5	Sept. 13/06	Gregg Zaun	Cha Seung Baek	SEA	SEA	2 0	10	July 13/18	Justin Smoak	Rick Porcello	BOS	BOS	3 0
			Jose Jimenez	SEA	SEA	4 3				Robby Scott	BOS	BOS	9 1



BLUE JAYS (105)

Player	Number	Last Date	Team
Adam Lind	4	9/20/2013	at BOS
Jesse Barfield	4	7/3/1988	OAK
Ernie Whitt	4	8/1/1984	KC
Ezequiel Carrera	3	4/18/2017	BOS
Colby Rasmus	3	9/6/2014	at BOS
Willie Greene	3	9/5/1999	at KC
Cliff Johnson	3	6/13/1986	DET
Otto Velez	3	7/4/1979	at DET
Rowdy Tellez	2	9/2/2019	at ATL
Danny Valencia	2	6/26/2015	TEX
Rod Barajas	2	8/26/2009	TB
Alex Rios	2	4/14/2008	at BAL
Matt Stairs	2	8/29/2007	at OAK
Eric Hinske	2	8/19/2005	at DET
Chris Gomez	2	9/11/2004	at TEX
Jose Cruz Jr	2	9/15/2002	TB
Kelly Gruber	2	6/13/1989	at MIL
Fred McGriff	2	5/23/1988	at MIL
Buck Martinez	2	6/14/1986	DET
Jeff Burroughs	2	9/25/1985	BOS
Rance Mulliniks	2	6/12/1985	at NYY
Willie Aikens	2	4/27/1985	at TEX
Doug Ault	2	8/7/1980	at CLE
Rico Carty	2	9/22/1979	NYN
Al Woods	2	4/21/1977	at NYY
Reese McGuire	1	9/29/2018	at TB
Justin Smoak	1	8/31/2018	at MIA
Kendrys Morales	1	6/24/2018	at LAA
Edwin Encarnacion	1	5/16/2015	at HOU
John Mayberry Jr.	1	9/14/2014	TB
Dioner Navarro	1	9/2/2014	at TB
Steve Tolson	1	7/5/2014	at OAK
Juan Francisco	1	6/20/2014	at CIN
Erik Kratz	1	3/31/2014	at TB
Mark DeRosa	1	5/6/2013	at TB
Yan Gomes	1	6/11/2012	WSH
Lyle Overbay	1	5/18/2008	at PHI
Gregg Zaun	1	4/10/2007	KC
Shea Hillenbrand	1	6/9/2006	DET
Reed Johnson	1	7/1/2005	at BOS
Orlando Hudson	1	5/30/2005	at SEA
Russ Adams	1	9/29/2004	at BAL
Darrin Fletcher	1	6/23/2002	at ARI
Tom Wilson	1	5/24/2002	CLE
Dave Burg	1	4/5/2002	MIN
Tony Fernandez	1	9/4/2001	NYN
Jacob Brumfield	1	6/8/1999	at NYM
Juan Samuel	1	6/22/1998	MON
Robert Perez	1	6/13/1997	at PHI
John Olerud	1	6/1/1996	KC
Charlie O'Brien	1	5/12/1996	BOS
Carlos Delgado	1	5/23/1995	KC
Michael Huff	1	5/30/1994	OAK
Darnell Coles	1	5/21/1993	MIN
Pat Borders	1	9/20/1991	at OAK
Lee Mazzilli	1	9/9/1989	at CLE
Nelson Liriano	1	5/5/1989	CAL
Cecil Fielder	1	9/4/1987	SEA
Juan Beniquez	1	7/24/1987	MIN
Garth Iorg	1	6/15/1986	DET
Rick Leach	1	6/14/1986	DET
George Bell	1	8/14/1984	at CLE
Mickey Klutts	1	4/29/1983	CWS
Willie Upshaw	1	4/24/1981	at NYY
Bob Davis	1	6/14/1980	at CLE
Roy Howell	1	5/6/1980	at CAL
Sam Ewing	1	7/1/1978	CLE
John Mayberry	1	6/26/1978	BAL
Doug Rader	1	8/24/1977	at SEA

PH HOME RUN LEADERS

The Blue Jays franchise has connected 105 times for pinch-hit home runs during regular season games...Jesse Barfield on April 24, 1982 vs. Boston at Exhibition Stadium hit the Blue Jays' first pinch-hit grand slam...Alvis Woods in Toronto's first ever game, on April 7, 1977 vs. the Chicago White Sox, hit the first pitch of his first Major League career at-bat for the Blue Jays' first pinch-hit home run...Ed Sprague has the only pinch-hit home run in the postseason, which came on Oct. 18, 1992, Game 2 of the World Series vs. Atlanta...On June 30, 1999 vs. the Orioles, Willie Greene became the 16th player in AL history to hit home runs in consecutive pinch-hit at-bats...In 2014, Colby Rasmus tied Willie Greene (1999) for the most PH-HR in a single season with three...The club record for most PH-HR in a single season is nine, recorded in 2014... The nine PH-HR rank T-3rd most in AL history (record is 11 by Baltimore in 1982) and the most by any AL club since California in 1987.



INSIDE-THE-PARK HOME RUNS (TOR – 31/OPP. – 37)

BLUE JAYS (31)

HR	DATE	D/N	BATTER	POS	BAT ORD	PITCHER	OPP	H/A	IN	ON	OUT
1	Aug. 21/77	D	Doug Rader	DH	5	Frank Tanana	CAL	A	5	0	2
2	July 9/79	N	Al Woods	LF	6	Lary Sorensen	MIL	H	2	0	0
3	Aug. 28/79	D	Alfredo Griffin	SS	1	Rick Langford	OAK	H	5	1	2
4	Sept. 17/80	N	Roy Howell	3B	3	Tim Lollar	NYG	A	10	1	2
5	April 25/81	D	Lloyd Moseby	CF	1	Bill Castro	NYY	A	9	1	2
6	June 7/82	N	Willie Upshaw	1B	3	John Denny	CLE	H	3	1	2
7	April 14/83	D	Willie Upshaw	1B	7	Jerry Augustine	MIL	H	2	0	2
8	May 25/83	N	Jorge Orta	DH	4	Dan Petry	DET	H	4	0	0
9	May 30/83	N	Lloyd Moseby	CF	7	Dan Petry	DET	A	9	1	2
10	Sept. 14/83	N	Barry Bonnell	CF	5	Matt Young	SEA	A	2	0	0
11	June 6/84	N	George Bell	RF	6	Aurelio Lopez	DET	A	8	0	1
12	Aug. 10/84	N	Tony Fernandez	SS	9	Dennis Martinez	BAL	H	3	0	2
13	June 12/86	N	Kelly Gruber	2B	7	Bill Scherrer	DET	H	7	2	2
14	May 16/88	N	Kelly Gruber	3B	6	Jeff Bittiger	CWS	A	8	0	2
15	June 2/89	N	Junior Felix	RF	1	Bob Stanley	BOS	A	9	3	2
16	July 11/91	N	Rance Mulliniks	DH	5	Kevin Brown	TEX	H	8	0	2
17	June 1/92	N	Devon White	CF	1	Carl Willis	MIN	A	10	0	1
18	June 18/93	N	Roberto Alomar	2B	2	Tony Fossas	BOS	A	8	0	0
19	April 25/94	N	Paul Molitor	DH	3	Dave Cone	KC	A	1	0	2
20	June 17/95	D	Paul Molitor	DH	2	Kenny Rogers	TEX	H	5	0	2
21	July 28/98	N	Shannon Stewart	CF	3	Eric Gundersen	TEX	H	8	1	1
22	Sept. 7/98	D	Shannon Stewart	LF	1	Steve Karsay	CLE	H	3	2	2
23	Sept. 22/98	N	Tony Fernandez	3B	6	Mike Mussina	BAL	H	4	0	1
24	Aug. 6/99	N	Carlos Delgado	DH	5	Jeff Zimmerman	TEX	A	8	0	1
25	July 7/01	D	Cesar Izturis	2B	9	Guillermo Mota	MON	H	6	1	1
26	May 11/02	D	Raul Mondesi	RF	5	Barry Zito	OAK	A	6	0	2
27	July 17/02	N	Ken Huckaby	C	8	Jason Johnson	BAL	H	2	1	1
28	Sept. 13/03	D	Greg Myers	DH	5	Pat Hentgen	BAL	H	4	1	2
29	July 7/10	N	Jose Bautista	RF	3	Kevin Slowey	MIN	H	5	1	2
30	May 6/17	D	Ezequiel Carrera	LF	2	Jake Odorizzi	TB	A	1	0	1
31	July 22/22	N	Raimel Tapia	CF	1	Austin Davis	BOS	A	3	3	2

OPPONENTS (37)

DATE	BATTER	TEAM	PITCHER	CITY	IN	ON	
1	May 5/77	Cecil Cooper	MIL	Jerry Garvin	TOR	5	1
2	July 23/77	Alan Bannister	CWS	Dave Lemanczyk	TOR	3	0
3	July 25/77	Ron LeFlore	DET	Mike Willis	DET	6	0
4	April 7/79	Arnos Otis	KC	Jim Clancy	KC	1	1
5	May 8/79	Ken Landreaux	MIN	Balor Moore	MIN	7	0
6	June 10/79	Jim Essian	OAK	Mike Willis	OAK	5	3
7	Aug. 15/80	George Brett	KC	Jesse Jefferson	KC	1	2
8	Aug. 20/80	Mike Cabbage	MIN	Jackson Todd	MIN	6	1
9	June 9/81	Wayne Northagen	CWS	Luis Leal	CWS	4	1
10	July 21/82	Willie Wilson	KC	Dale Murray	TOR	8	1
11	Sept. 30/82	Kent Hrbek	MIN	Luis Leal	TOR	1	1
12	May 25/83	Kirk Gibson	DET	Jim Gott	TOR	1	1
13	Sept. 27/83	Gary Pettis	CAL	Luis Leal	CAL	2	0
14	July 4/84	Rob Picciolo	CAL	Dave Stieb	TOR	3	0
15	Oct. 2/85	Kirk Gibson	DET	Dave Stieb	DET	6	0
16	June 29/87	Ron Kittle	NYA	John Cerutti	TOR	1	1
17	April 7/88	Kurt Stillwell	KC	Jim Clancy	KC	6	1
18	May 27/88	Ivan Calderon	CWS	Mike Flanagan	TOR	7	0
19	Sept. 4/88	Jim Sundberg	TEX	Frank Willis	TOR	4	0
20	July 17/93	Brian McRae	KC	Danny Cox	TOR	9	1
21	July 21/94	Rusty Greer	TEX	Pat Hentgen	TOR	2	0
22	May 24/97	Darin Erstad	ANA	Woody Williams	TOR	3	0
23	July 26/98	Nomar Garciaparra	BOS	Pat Hentgen	BOS	7	2
24	June 20/03	Endy Chavez	MON	Jeff Tam	MON	8	0
25	Aug. 26/03	Kevin Millar	BOS	Aquilino Lopez	BOS	9	0
26	April 6/05	Carl Crawford	TB	Josh Towers	TB	3	0
27	July 5/05	Bobby Crosby	OAK	Pete Walker	TOR	6	1
28	June 19/08	Prince Fielder	MIL	A.J. Burnett	MIL	5	0
29	July 4/10	Brett Gardner	NYG	Brandon Morrow	NYG	6	1
30	June 6/11	Drew Stubbs	CIN	Jo-Jo Reyes	CIN	6	0
31	Sept. 25/11	Ben Zobrist	TB	Brett Cecil	TB	1	0
32	Aug. 2/14	Jon Singleton	HOU	Brett Cecil	HOU	8	1
33	June 25/16	Brett Lawrie	CWS	RA Dickey	CWS	2	0
34	Aug. 19/16	Tyler Naquin	CLE	Roberto Osuna	CLE	9	0
35	June 21/17	Joey Gallo	TEX	Joe Biagini	TEX	5	0
36	May 28/19	Avisail Garcia	TB	Clayton Richard	TB	3	0
37	Aug. 27/21	Victor Reyes	DET	Tim Mayza	DET	8	0



EXTRA-INNING HOME RUNS (TOR – 127/OPP. – 133)

BLUE JAYS (127)

PLAYER	TIMES	LAST DATE	OPP.	PLAYER	TIMES	LAST DATE	OPP.
George Bell	6	6/22/90	NY Yankees	Lloyd Moseby	1	5/10/86	at SEA
Ernie Whitt	5	9/5/88	at DET	Cecil Fielder	1	8/4/87	SEA
Jesse Barfield	4	6/6/87	BAL	Tony Fernandez	1	7/3/88	OAK
Jose Cruz Jr.	4	8/11/01	at ANA	Junior Felix	1	6/4/89	at BOS
Jose Bautista	4	4/21/17	at LAA	Mark Whitten	1	4/12/91	MIL
Otto Velez	3	5/4/80	CLE	Roberto Alomar	1	5/10/91	CWS
Fred McGriff	3	5/25/90	at SEA	Pat Borders	1	9/24/91	at CAL
Alex S. Gonzalez	3	7/25/01	at BOS	Rob Ducey	1	10/6/91	at MIN
Vernon Wells	3	7/20/06	NY Yankees	Devon White	1	6/1/92	at MIN
Aaron Hill	3	5/27/09	at BAL	Carlos Delgado	1	8/20/96	at KC
Edwin Encarnacion	3	6/10/16	BAL	Kevin Brown	1	8/15/98	ANA
Cliff Johnson	2	6/21/86	NY Yankees	Raul Mondesi	1	9/24/01	at CLE
John Olerud	2	9/17/92	CLE	Josh Phelps	1	4/5/03	at MIN
Ed Sprague	2	8/3/95	at BAL	Reed Johnson	1	6/15/03	CHC
Joe Carter	2	6/1/96	KC	Shea Hillenbrand	1	5/27/06	CWS
Jose Canseco	2	6/10/98	at FLA	Alex Gonzalez	1	5/7/10	at CWS
Tony Batista	2	7/26/99	at CWS	Yunel Escobar	1	4/4/11	OAK
Darrin Fletcher	2	6/1/02	at DET	John McDonald	1	4/22/11	TB
Eric Hinske	2	6/29/02	at MTL	Corey Patterson	1	5/28/11	CWS
Alex Rios	2	5/26/07	at MIN	Brett Lawrie	1	9/5/11	BOS
Gregg Zaun	2	9/6/08	TB	J.P. Arencibia	1	4/5/12	at CLE
Lyle Overbay	2	9/25/10	BAL	Mark DeRosa	1	6/2/13	at SD
Adam Lind	2	6/14/11	BAL	Colby Rasmus	1	9/4/14	at TB
Josh Donaldson	2	6/7/17	at OAK	Russell Martin	1	6/13/15	at BOS
Justin Smoak	2	6/7/17	at OAK	Chris Colabello	1	6/24/15	at TB
Kevin Pillar	2	9/7/18	CLE	Ryan Goins	1	9/1/15	CLE
Teoscar Hernández	2	9/3/20	at BOS	Steve Pearce	1	7/27/17	OAK
Doug Rader	1	7/13/77	at CWS	Curtis Granderson	1	4/24/18	BOS
Bob Bailor	1	7/15/77	DET	Yanervis Solarte	1	5/3/18 (1)	at CLE
Dave McKay	1	8/26/78	MIN	Luke Maile	1	5/11/18	BOS
Craig Kusick	1	8/31/79	SEA	Kendrys Morales	1	6/24/18	at LAA
Roy Howell	1	9/17/80	at NYY	Brandon Drury	1	4/28/19	OAK
Steve Braun	1	9/19/80	at BAL	Rowdy Tellez	1	4/28/19	OAK
John Mayberry	1	4/25/82	BOS	Billy McKinney	1	6/20/19	LAA
Barry Bonnell	1	8/25/83	at BAL	Bo Bichette	1	9/13/19	NY Yankees
Willie Upshaw	1	5/10/84	at BAL	Anthony Alford	1	9/23/19	BAL
Buck Martinez	1	6/6/85	DET	Randal Grichuk	1	8/28/20	BAL
Rance Mullinix	1	6/12/85	at NYY	Lourdes Gurriel Jr.	1	9/3/20	at BOS
Damaso Garcia	1	7/29/85	at BAL	Vladimir Guerrero Jr.	1	5/21/21	TB
Garth Iorg	1	8/11/85	at KC	Marcus Semien	1	5/24/21	TB
Al Oliver	1	8/11/85	at KC				

INNING	# HIT
10	66
11	29
12	16
13	9
14	4
15	2
16	1

FIRST MAJOR LEAGUE HIT AS A HOME RUN

There have been nine Blue Jays to have record a home run for their first Major League hit...They are as follows:

Devon Travis	— April 6, 2015 at NYY
J.P. Arencibia	— Aug. 7, 2010 vs. TB
Ryan Roberts	— Aug. 3, 2006 at NYY
Mark Hendrickson (pitcher)	— June 21, 2003 at MON
Junior Felix	— May 4, 1989 vs. CAL
Kelly Gruber	— Sept. 25, 1984 at BOS
Anthony Johnson	— May 24, 1982 vs. BAL
Steve Staggs	— July 1, 1977 vs. TEX
Al Woods	— April 7, 1977 vs. CWS

HOME RUNS, FIRST MAJOR LEAGUE AT-BAT

When **AL WOODS** batted for Steve Bowling in the 5th inning on Apr. 7, 1977, he became the 11th player in Major League history to hit a home run as a pinch-hitter in his first at-bat.

JUNIOR FELIX became the 11th Major League player to homer on his first big-league pitch on May 4, 1989 vs. California's Kirk McCaskill (solo).

J.P. ARENCIBIA became the 3rd Blue Jay to homer in his first MLB plate appearance and 2nd to do so on the first pitch, on Aug. 7, 2010, off Tampa Bay's James Shields (2R)...Became the 5th player in MLB history to hit two homers in his first game and was the first catcher to do so.



WALK-OFF HOME RUNS (TOR – 90/OPP. – 104)

The Toronto Blue Jays have recorded 90 total walk-off home runs in franchise history...On July 30, 2017 vs. LAA, Steve Pearce capped a dramatic 9th-inning comeback with a walk-off grand slam as the Blue Jays overcame a 10-4 deficit to earn an 11-10 victory...Pearce hit a walk-off grand slam three days earlier in the Jays' 8-4 win in 10 innings against OAK...That is the shortest span between walk-off grand slams by any player in Major League history, the previous shortest being 100 days by the Mariners' Jim Presley in 1986...Pearce, Presley, and Cy Williams for the 1926 Phillies are the only players to have hit two walk-off grand slams in the same season (*courtesy of Elias*)...There have been four walk-off grand slams in team history (Steve Pearce – 2x: 7/30/17 vs. LAA and 7/27/17 vs. OAK; Gregg Zaun – 9/6/08 vs. TB, 13th inning; George Bell – 9/4/88 vs. TEX, 9th inning)...On June 15, 2003 vs. CHC, Reed Johnson hit a leadoff home run and ended the game in the 10th inning with a walk-off blast, becoming then just the 4th player in MLB history to accomplish that feat...The most walk-off home runs hit in a single season by Toronto is six, accomplished in 2011 and again in 2019...In 2015, Josh Donaldson set a club record with three walk-off home runs...Cecil Fielder is the only Blue Jay to hit a pinch-hit walk-off home run, which he accomplished on Sept. 4, 1987 vs. SEA (10th inning-solo HR).

WALK-OFF HR (90)

PLAYER	TIMES	LAST DATE	OPP.	PLAYER	TIMES	LAST DATE	OPP.
Edwin Encarnacion	4	6/10/16	BAL	Randal Grichuk	1	8/27/20	BAL
Justin Smoak	3	9/20/18	TB	Anthony Alford	1	9/23/19	BAL
Josh Donaldson	3	9/27/15	TB	Teoscar Hernández	1	7/27/19	TB
Adam Lind	3	6/14/11	BAL	Danny Jansen	1	6/29/19	KC
Vernon Wells	3	7/20/06	NYN	Billy McKinney	1	6/20/19	LAA
Carlos Delgado	3	7/8/04	SEA	Brandon Drury	1	4/26/19	OAK
Joe Carter	3	7/25/96	OAK	Luke Maile	1	5/11/18	BOS
George Bell	3	5/28/89	CWS	Curtis Granderson	1	4/24/18	BOS
Jesse Barfield	3	6/6/87	BAL	Ryan Goins	1	9/1/15	CLE
Marcus Semien	2	9/3/21	OAK	Corey Patterson	1	5/28/11	CWS
Bo Bichette	2	4/14/21	NYN	John McDonald	1	4/22/11	TB
Kevin Pillar	2	9/7/18	CLE	Yunel Escobar	1	4/5/11	OAK
Steve Pearce	2	7/30/17	LAA	Gregg Zaun	1	9/6/08	TB
Kendrys Morales	2	7/26/17	OAK	Aaron Hill	1	9/15/06	TB
Brett Lawrie	2	5/1/12	TEX	Shea Hillenbrand	1	5/27/06	CWS
Lyle Overbay	2	9/25/10	BAL	Orlando Hudson	1	8/10/05	DET
Reed Johnson	2	5/24/05	BOS	Darrin Fletcher	1	6/30/99	BAL
Eric Hinske	2	7/14/02	BOS	Mike Stanley	1	5/14/98	ANA
Jose Cruz Jr.	2	8/14/01	OAK	Jose Canseco	1	5/12/98	OAK
Tony Batista	2	4/3/00	KC	Jacob Brumfield	1	6/25/99	SEA
Ernie Whitt	2	8/17/86	TEX	Roberto Alomar	1	5/2/95	CWS
Buck Martinez	2	6/14/86	DET	William Canate	1	7/18/93	KC
Lloyd Moseby	2	4/19/83	CLE	John Olerud	1	9/17/92	CLE
Otto Velez	2	5/4/80 (G1)	CLE	Mark Whitten	1	4/12/91	MIL
				Kelly Gruber	1	9/15/90	BAL
				Cecil Fielder	1	9/4/87	SEA
				Damaso Garcia	1	6/27/82	MIN
				Rick Bosetti	1	4/17/80	MIL
				Craig Kusick	1	8/31/79	SEA
				Roy Howell	1	5/26/79	BOS
				Dave McKay	1	8/26/78	MIN
				Bob Bailor	1	7/15/77	DET

2021 HOME RUN FACTS

- Led the Majors with a club-record 262 home runs (257 in 2010)
- Right-handed hitters accounted for 242 homers, the most in a single season in MLB history (2019 Yankees - 223)
- The 262 HR ranks 7th most in MLB history for a single season
- Hit a franchise-record 127 HR on the road, which ranks as the T-15th most by any club in the Majors
- Matched a team record (also 2000 & 2010) with seven players recording at least 20+ HR in a season
- Drilled 62 1st-pitch home runs, 2nd most since tracking began in 1988 (1996 Rockies - 63)
- Toronto not only led the Majors in homers, but also struck out the fewest times (1,218)...The only other team (since tracking began in 1913) to lead MLB in home runs while striking out the least was Cleveland in 1995.



LEADERS

CAREER RECORD

Carlos Delgado	9
George Bell	7
Edwin Encarnacion	6
Lourdes Gurriel Jr.	5
Vernon Wells	5
Joe Carter	4
Darrin Fletcher	4

SEASON RECORD

Lourdes Gurriel Jr.	4	2021
Carlos Delgado	3	1997
Darrin Fletcher	3	2000
Edwin Encarnacion	3	2015
Roy Howell	2	1979
George Bell	2	1985
George Bell	2	1987
Jesse Barfield	2	1988
Ed Sprague	2	1995
Joe Carter	2	1997
Carlos Delgado	2	1998
Tony Batista	2	2000
Carlos Delgado	2	2000
Brad Fullmer	2	2001
Raul Mondesi	2	2001
Carlos Delgado	2	2003
Vernon Wells	2	2003
Josh Phelps	2	2004
Vernon Wells	2	2006
Frank Thomas	2	2007
Jose Bautista	2	2010
Adam Lind	2	2011
Edwin Encarnacion	2	2013
Josh Donaldson	2	2016
Steve Pearce	2	2017
Ryan Goins	2	2017
Curtis Granderson	2	2018
Justin Smoak	2	2018
Vladimir Guerrero Jr.	2	2019
Rowdy Tellez	2	2019
Teoscar Hernández	2	2021
Bo Bichette	2	2022

SINGLE SEASON

9	2021
9	2000
8	1989
8	2019
7	1997
7	2006
7	2008
7	2017
7	2018



FIRST HOME RUN AS A BLUE JAY TO BE A GRAND SLAM

Rick Bosetti	May 7, 1978 vs. SEA	Joe Inglett	June 19, 2008 vs. MIL
Glenallen Hill	Sept. 1, 1989 vs. MIN	Kevin Millar	April 16, 2009 vs. MIN
Dick Schofield	May 28, 1994 vs. CAL	Yunel Escobar	July 18, 2010 vs. BAL
Chris Gomez	April 22, 2004 vs. BOS	Kendrys Morales	April 6, 2017 vs. TB
Frank Thomas	April 7, 2007 vs. TB		

YOUNGEST BLUE JAYS TO HIT A GRAND SLAM, ALL-TIME

Vladimir Guerrero Jr.	July 20, 2019 at DET	Anthony Gose	Sept. 10, 2013 vs. LAA
20 years, 126 days		23 years, 31 days	
Vladimir Guerrero Jr.	July 30, 2019 at KC	Rowdy Tellez	April 23, 2019 vs. SF
20 years, 136 days		24 years, 38 days	
Brett Lawrie	Aug. 10, 2011 vs. OAK	Devon Travis	May 3, 2015 at CLE
21 years, 204 days		24 years, 71 days	
Junior Felix	June 2, 1989 vs. BOS	Rowdy Tellez	June 12, 2019 at BAL
21 years, 242 days		24 years, 88 days	
Jesse Barfield	April 24, 1982 vs. BOS	Vernon Wells	April 9, 2003 vs. BOS
22 years, 177 days		24 years, 122 days	

GRAND SLAM RECORD

BLUE JAYS (174)

PLAYER	TIMES	LAST	TEAM	PLAYER	TIMES	LAST	TEAM
Carlos Delgado	9	9/28/2003	CLE	Raimel Tapia	1	7/22/2022	at BOS
George Bell	7	4/11/1990	TEX	Marcus Semien	1	9/6/2021	at NYY
Edwin Encarnacion	6	8/29/2015	DET	Danny Jansen	1	9/7/2020	NYY
Lourdes Gurriel Jr.	5	6/19/2022	NYY	Randal Grichuk	1	9/18/2019	at BAL
Vernon Wells	5	8/13/2008	at DET	Brandon Drury	1	8/12/2019	TEX
Darrin Fletcher	4	5/26/2000	at DET	Cavan Biggio	1	6/29/2019	KC
Joe Carter	4	7/23/1997	MIL	Freddy Galvis	1	6/24/2019	at NYY
Vladimir Guerrero Jr.	3	4/27/2021	WAS	Yanervis Solarte	1	5/3/2018 (G1)	at CLE
Justin Smoak	3	8/31/2018	at MIA	Kendrys Morales	1	4/6/2017	at TB
Devon Travis	3	7/11/2018	at ATL	Anthony Gose	1	9/10/2013	LAA
Josh Donaldson	3	4/9/2018	at BAL	Aaron Hill	1	5/29/2011	CWS
Jose Bautista	3	8/5/2015	MIN	Yunel Escobar	1	7/18/2010	at BAL
Adam Lind	3	8/13/2011	LAA	Kevin Millar	1	4/16/2009	at MIN
Gregg Zaun	3	9/6/2008	TB	Joe Inglett	1	6/19/2008	at MIN
Frank Thomas	3	4/6/2008	BOS	Brad Wilkerson	1	5/24/2008	KC
Tony Fernandez	3	9/9/2001	NYY	Russ Adams	1	9/19/2007	BOS
Brad Fullmer	3	7/6/2001	MTL	Bengie Molina	1	8/27/2006	at KC
Tony Batista	3	7/3/2000	at BAL	Troy Glaus	1	7/29/2006	OAK
Ed Sprague	3	7/3/1996	BAL	John McDonald	1	7/25/2006	at SEA
Lloyd Moseby	3	7/22/1989	at SEA	Lyle Overbay	1	5/10/2006	OAK
Ernie Whitt	3	6/4/1989	at BOS	Reed Johnson	1	7/1/2005	at BOS
Jesse Barfield	3	9/13/1988	DET	Gabe Gross	1	9/5/2004	OAK
George Springer	2	7/26/2022	STL	Chris Woodward	1	8/20/2004	at BAL
Bo Bichette	2	6/22/2022	at CWS	Chris Gomez	1	4/22/2004	BOS
Teoscar Hernández	2	9/12/2021	at BAL	Eric Hinske	1	7/4/2003	at BAL
Rowdy Tellez	2	6/12/2019	at BAL	Jose Cruz Jr.	1	10/5/2001	CLE
Curtis Granderson	2	8/15/2018	at KC	Marty Cordova	1	7/16/2000	NYM
Ryan Goins	2	9/22/2017	NYY	Jose Canseco	1	7/19/1998	NYY
Steve Pearce	2	7/30/2017	LAA	Benito Santiago	1	8/11/1997	DET
Troy Tulowitzki	2	5/29/2017	CIN	Charlie O'Brien	1	5/14/1997	at DET
Colby Rasmus	2	5/4/2014	at PIT	Devon White	1	8/25/1995	CWS
Brett Lawrie	2	4/15/2014	at MIN	Paul Molitor	1	7/5/1994	at MIN
J.P. Arencibia	2	9/14/2012	at BAL	Dick Schofield	1	5/28/1994	CAL
Rod Barajas	2	8/24/2009	TB	Roberto Alomar	1	8/29/1993	at SEA
Matt Stairs	2	5/14/2008	MIN	Dave Winfield	1	5/7/1992	at SEA
Josh Phelps	2	7/7/2004	SEA	Fred McGriff	1	7/21/1989	at SEA
Raul Mondesi	2	6/29/2001	BOS	Pat Borders	1	7/7/1989	at DET
Shawn Green	2	7/19/1999	ATL	Junior Felix	1	6/2/1989	at BOS
John Olerud	2	5/27/1996	CWS	Rance Mulliniks	1	5/2/1989	OAK
Kelly Gruber	2	9/1/1992	CWS	Buck Martinez	1	6/5/1983	at BAL
Glenallen Hill	2	8/14/1990	at CWS	Otto Velez	1	5/4/1980	CLE
Willie Upshaw	2	6/23/1987	at DET	Rick Bosetti	1	5/7/1978	at SEA
Barry Bonnell	2	5/1/1983	CWS	Hector Torres	1	6/27/1977	NYY
Rico Carty	2	9/7/1979	at CLE				
Roy Howell	2	8/27/1979	OAK				



POSTSEASON AND ALL-STAR HOMERS

BLUE JAYS (60 POSTSEASON)

WORLD SERIES

DATE	BATTER	PITCHER	OPP	CITY	IN	ON	DATE	BATTER	PITCHER	OPP	CITY	IN	ON
1 Oct. 17/92	Joe Carter	Tom Glavine	ATL	ATL	4	0	7 Oct. 16/93	Devon White	Curt Schilling	PHI	TOR	5	0
2 Oct. 18/92	Ed Sprague	Jeff Reardon	ATL	ATL	9	1	8 Oct. 16/93	John Olerud	Curt Schilling	PHI	TOR	6	0
3 Oct. 20/92	Joe Carter	Steve Avery	ATL	TOR	4	0	9 Oct. 17/93	Joe Carter	Terry Mulholland	PHI	TOR	4	1
4 Oct. 20/92	Kelly Gruber	Steve Avery	ATL	TOR	8	0	10 Oct. 19/93	Paul Molitor	Danny Jackson	PHI	PHI	3	0
5 Oct. 21/92	Pat Borders	Tom Glavine	ATL	TOR	3	0	11 Oct. 23/93	Paul Molitor	Terry Mulholland	PHI	TOR	5	0
6 Oct. 24/92	Candy Maldonado	Steve Avery	ATL	ATL	4	0	12 Oct. 23/93	Joe Carter	Mitch Williams	PHI	TOR	9	2

LEAGUE CHAMPIONSHIP SERIES

DATE	BATTER	PITCHER	OPP	CITY	IN	ON	DATE	BATTER	PITCHER	OPP	CITY	IN	ON
1 Oct. 11/85	Rance Mulliniks	Bret Saberhagen	KC	KCA	5	1	14 Oct. 12/92	Dave Winfield	Dave Stewart	OAK	OAK	4	0
2 Oct. 11/85	Jesse Barfield	Bret Saberhagen	KC	KCA	5	1	15 Oct. 14/92	Joe Carter	Mike Moore	OAK	TOR	1	1
3 Oct. 03/89	Ernie Whitt	Dave Stewart	OAK	OAK	4	0	16 Oct. 14/92	Candy Maldonado	Mike Moore	OAK	TOR	3	2
4 Oct. 08/89	Lloyd Moseby	Dave Stewart	OAK	TOR	8	0	17 Oct. 05/93	Paul Molitor	Jack McDowell	CWS	CWS	7	1
5 Oct. 08/89	George Bell	Dave Stewart	OAK	TOR	9	0	18 Oct. 12/93	Devon White	Scott Radinsky	CWS	CWS	9	0
6 Oct. 11/91	Joe Carter	Scott Erickson	MIN	TOR	1	0	19 Oct. 19/15	Troy Tulowitzki	Johnny Cueto	KC	TOR	3	2
7 Oct. 07/92	Pat Borders	Dave Stewart	OAK	TOR	5	0	20 Oct. 19/15	Josh Donaldson	Kris Medlen	KC	TOR	3	1
8 Oct. 07/92	Dave Winfield	Dave Stewart	OAK	TOR	6	0	21 Oct. 19/15	Ryan Goins	Kris Medlen	KC	TOR	5	0
9 Oct. 08/92	Kelly Gruber	Mike Moore	OAK	TOR	5	1	22 Oct. 21/15	Chris Colabello	Edinson Volquez	KC	TOR	2	0
10 Oct. 10/92	Roberto Alomar	Ron Darling	OAK	OAK	4	0	23 Oct. 23/15	Jose Bautista	Yordano Ventura	KC	KC	4	0
11 Oct. 10/92	Candy Maldonado	Ron Darling	OAK	OAK	5	0	24 Oct. 23/15	Jose Bautista	Ryan Madson	KC	KC	8	1
12 Oct. 11/92	John Olerud	Bob Welch	OAK	OAK	2	0	25 Oct. 17/16	Michael Saunders	Dan Otero	CLE	TOR	2	0
13 Oct. 11/92	Roberto Alomar	Dennis Eckersley	OAK	OAK	9	1	26 Oct. 18/16	Josh Donaldson	Corey Kluber	CLE	TOR	3	0

LEAGUE DIVISION SERIES

DATE	BATTER	PITCHER	OPP	CITY	IN	ON	DATE	BATTER	PITCHER	OPP	CITY	IN	ON
1 Oct. 8/15	Jose Bautista	Keone Kela	TEX	TOR	6	0	9 Oct. 6/16	Jose Bautista	Jake Diekmann	TEX	TEX	9	2
2 Oct. 9/15	Josh Donaldson	Cole Hamels	TEX	TOR	1	0	10 Oct. 6/16	Melvin Upton	Cole Hamels	TEX	TEX	4	0
3 Oct. 11/15	Troy Tulowitzki	Chi Chi Gonzalez	TEX	TEX	6	2	11 Oct. 7/16	Troy Tulowitzki	Yu Darvish	TEX	TEX	2	1
4 Oct. 12/15	Josh Donaldson	Derek Holland	TEX	TEX	1	1	12 Oct. 7/16	Kevin Pillar	Yu Darvish	TEX	TEX	5	0
5 Oct. 12/15	Chris Colabello	Derek Holland	TEX	TEX	1	0	13 Oct. 7/16	Ezequiel Carrera	Yu Darvish	TEX	TEX	5	0
6 Oct. 12/15	Kevin Pillar	Derek Holland	TEX	TEX	2	0	14 Oct. 7/16	Edwin Encarnacion	Yu Darvish	TEX	TEX	5	0
7 Oct. 14/15	Edwin Encarnacion	Cole Hamels	TEX	TOR	6	0	15 Oct. 9/16	Edwin Encarnacion	Colby Lewis	TEX	TOR	1	1
8 Oct. 14/15	Jose Bautista	Sam Dyson	TEX	TOR	7	3	16 Oct. 9/16	Russell Martin	Colby Lewis	TEX	TOR	1	0

WILD CARD

DATE	BATTER	PITCHER	OPP	CITY	IN	ON	DATE	BATTER	PITCHER	OPP	CITY	IN	ON
1 Oct. 4/16	Jose Bautista	Chris Tillman	BAL	TOR	2	0	4 Sept. 30/20	Danny Jansen	Tyler Glasnow	TB	TB	5	0
2 Oct. 4/16	Edwin Encarnacion	Ubaldo Jimenez	BAL	TOR	11	2	5 Oct. 8/22	Teoscar Hernández	Robbie Ray	SEA	TOR	2	1
3 Sept. 30/20	Danny Jansen	Tyler Glasnow	TB	TB	3	0	6 Oct. 8/22	Teoscar Hernández	Robbie Ray	SEA	TOR	4	0

ALL-STAR GAME

DATE	BATTER	PITCHER	PTM	CITY	IN	ON
1 July 13/93	Roberto Alomar	Andy Benes	SD	BAL	3	0
2 July 13/21	Vladimir Guerrero Jr.	Corbin Burnes	MIL	COL	3	0

BIographies

LAST SEASON

HISTORY

RECORDS

OPPONENTS

PLAYER DEV.

MEDIA & MISC.



OPPONENTS (60 POSTSEASON)

WORLD SERIES

DATE	BATTER	TM	PITCHER	CITY	IN ON	DATE	BATTER	TM	PITCHER	CITY	IN ON
1 Oct. 17/92	Damon Berryhill	ATL	Jack Morris	ATL	6 2	6 Oct. 19/93	Milt Thompson	PHI	Duane Ward	PHI	9 0
2 Oct. 22/92	David Justice	ATL	Jack Morris	TOR	4 0	7 Oct. 20/93	Lenny Dykstra	PHI	Todd Stottlemyre	PHI	2 1
3 Oct. 22/92	Lonnie Smith	ATL	Jack Morris	TOR	5 3	8 Oct. 20/93	Lenny Dykstra	PHI	Al Leiter	PHI	5 1
4 Oct. 17/93	Jim Eisenreich	PHI	Dave Stewart	TOR	3 2	9 Oct. 20/93	Darren Daulton	PHI	Al Leiter	PHI	5 1
5 Oct. 17/93	Lenny Dykstra	PHI	Tony Castillo	TOR	7 0	10 Oct. 23/93	Lenny Dykstra	PHI	Dave Stewart	TOR	7 2

LEAGUE CHAMPIONSHIP SERIES

DATE	BATTER	TM	PITCHER	CITY	IN ON	DATE	BATTER	TM	PITCHER	CITY	IN ON
1 Oct. 09/85	Willie Wilson	KC	Jimmy Key	TOR	3 1	21 Oct. 12/92	Ruben Sierra	OAK	David Cone	OAK	1 1
2 Oct. 09/85	Pat Sheridan	KC	Tom Henke	TOR	9 0	22 Oct. 09/93	Lance Johnson	CWS	Todd Stottlemyre	TOR	2 1
3 Oct. 11/85	George Brett	KC	Doyle Alexander	KC	1 0	23 Oct. 09/93	Frank Thomas	CWS	Todd Stottlemyre	TOR	6 0
4 Oct. 11/85	Jim Sundberg	KC	Doyle Alexander	KC	5 0	24 Oct. 10/93	Ellis Burks	CWS	Juan Guzman	TOR	5 0
5 Oct. 11/85	George Brett	KC	Doyle Alexander	KC	6 1	25 Oct. 10/93	Robin Ventura	CWS	Duane Ward	TOR	9 1
6 Oct. 15/85	George Brett	KC	Doyle Alexander	TOR	5 0	26 Oct. 12/93	Warren Newson	CWS	Duane Ward	CHA	9 0
7 Oct. 16/85	Pat Sheridan	KC	Dave Stieb	TOR	4 0	27 Oct. 16/15	Salvador Perez	KC	Marco Estrada	KC	4 0
8 Oct. 03/89	Dave Henderson	OAK	Dave Stieb	OAK	2 0	28 Oct. 19/15	Kendrys Morales	KC	Roberto Osuna	KC	9 1
9 Oct. 03/89	Mark McGwire	OAK	Dave Stieb	OAK	6 0	29 Oct. 20/15	Ben Zobrist	KC	R.A. Dickey	TOR	1 1
10 Oct. 04/89	Dave Parker	OAK	Todd Stottlemyre	OAK	6 0	30 Oct. 20/15	Alex Rios	KC	R.A. Dickey	TOR	2 0
11 Oct. 06/89	Dave Parker	OAK	Jimmy Key	TOR	4 0	31 Oct. 21/15	Salvador Perez	KC	Marco Estrada	TOR	8 0
12 Oct. 07/89	Rickey Henderson	OAK	Mike Flanagan	TOR	3 1	32 Oct. 23/15	Ben Zobrist	KC	David Price	KC	1 0
13 Oct. 07/89	Jose Canseco	OAK	Mike Flanagan	TOR	3 0	33 Oct. 23/15	Mike Moustakas	KC	David Price	KC	2 0
14 Oct. 07/89	Rickey Henderson	OAK	Mike Flanagan	TOR	5 1	34 Oct. 14/16	Francisco Lindor	CLE	Marco Estrada	CLE	6 1
15 Oct. 11/91	Mike Pagliarulo	MIN	Mike Timlin	TOR	10 0	35 Oct. 15/16	Carlos Santana	CLE	JA Happ	CLE	2 0
16 Oct. 12/91	Kirby Puckett	MIN	Todd Stottlemyre	TOR	4 0	36 Oct. 17/16	Mike Napoli	CLE	Marcus Stroman	TOR	4 0
17 Oct. 13/91	Kirby Puckett	MIN	Tom Candiotti	TOR	1 0	37 Oct. 17/16	Jason Kipnis	CLE	Marcus Stroman	TOR	6 0
18 Oct. 07/92	Mark McGwire	OAK	Jack Morris	TOR	2 1	38 Oct. 17/16	Carlos Santana	CLE	Marco Estrada	TOR	3 0
19 Oct. 07/92	Terry Steinbach	OAK	Jack Morris	TOR	2 0	39 Oct. 17/16	Coco Crisp	CLE	Marco Estrada	TOR	4 0
20 Oct. 07/92	Harold Baines	OAK	Jack Morris	TOR	9 0						

LEAGUE DIVISION SERIES

DATE	BATTER	TM	PITCHER	CITY	IN ON	DATE	BATTER	TM	PITCHER	CITY	IN ON
1 Oct. 08/15	Robinson Chirinos	TEX	David Price	TOR	5 1	4 Oct. 9/16	Elvis Andrus	TEX	Aaron Sanchez	TOR	3 0
2 Oct. 08/15	Rougned Odor	TEX	David Price	TOR	7 0	5 Oct. 9/16	Rougned Odor	TEX	Aaron Sanchez	TOR	4 1
3 Oct. 14/15	Shin-Soo Choo	TEX	Marcus Stroman	TOR	3 0						

WILD CARD

DATE	BATTER	TM	PITCHER	CITY	IN ON	DATE	BATTER	TM	PITCHER	CITY	IN ON
1 Oct. 4/16	Mark Trumbo	BAL	Marcus Stroman	TOR	4 1	4 Sept. 30/20	Hunter Renfroe	TB	Hyun Jin Ryu	TB	2 3
2 Sept. 29/20	Manuel Margot	TB	A.J. Cole	TB	7 1	5 Oct. 7/22	Cal Raleigh	SEA	Alek Manoah	TOR	1 1
3 Sept. 30/20	Mike Zunino	TB	Hyun Jin Ryu	TB	2 1	6 Oct. 8/22	Carlos Santana	SEA	Tim Mayza	TOR	6 2

ALL-STAR GAME

DATE	BATTER	TM	PITCHER	CITY	IN ON
1 July 10/84	Gary Carter	MON	Dave Stieb	SF	2 0
1 July 17/18	Joey Votto	CIN	J.A. Happ	MIA	10 0





OPPONENTS

VLADIMIR GUERRERO JR.

OPPONENTS

LEADING OPPONENTS VS. BLUE JAYS

	2022	Record
Batting Average (50 AB)	.344 Adley Rutschman, BAL	.541 Vladimir Guerrero, TEX-2010
Most Hits	22 Randy Arozarena, TB	34 Jacoby Ellsbury, BOS-2011
Most Doubles	6 Randy Arozarena, TB Rafael Devers, BOS Ryan Mountcastle, BAL Adley Rutschman, BAL	11 Mike Lowell, BOS-2006
Most Home Runs	5 Ryan Mountcastle, BAL Gleyber Torres, NYY	10 Aaron Judge, NYY-2017
Most RBI	18 Gleyber Torres, NYY	28 Rafael Devers, BOS-2019
Most Times Striking Out	26 Josh Donaldson, NYY	33 Chris Davis, BAL-2017
Most Walks	13 Aaron Judge, NYY Adley Rutschman, BAL	19 Mickey Tettleton, DET-1992 Jason Giambi, NYY-2003 Alex Rodriguez, NYY-2005
Most Stolen Bases	5 Randy Arozarena, TB	13 Rickey Henderson, NYY-1988
Most Wins	4 Jameson Taillon, NYY	4 20 players, last: Jameson Taillon, NYY-2022
Most Losses	3 Drew Rasmussen, TB	4 6 players, last: Chris Tillman, BAL-2015
Most Appearances	8 5 players	14 Alan Embree, BOS-NYY-2005
Most Complete Games	0 None	4 Mike Flanagan, BAL-1978 Mike Norris, OAK-1980
Most Saves	5 Felix Bautista, BAL	9 Craig Kimbrel, BOS-2018
Most Innings Pitched	34.1 Jameson Taillon, NYY	42.1 Jon Lester, BOS-2013
Most Hits Allowed	33 Jameson Taillon, NYY	43 Mike Flanagan, BAL-1978
Most Earned Runs Allowed	17 Kyle Bradish, BAL	33 Chris Tillman, BAL-2015
Most Home Runs Allowed	6 Bruce Zimmermann	10 Chris Tillman, BAL-2015
Most Strikeouts	33 Jameson Taillon, NYY	46 Hideo Nomo, BOS-2001
Most Walks Allowed	14 Nick Pivetta, BOS	20 Nolan Ryan, CAL-1977 Tanyon Sturtze, TB-2002

FIRST TRIP LUCKY

The Toronto Blue Jays became the 10th franchise in history to win the World Series Championship in its 1st trip to the Fall Classic. The Florida Marlins became the 11th franchise to accomplish the feat in 1997, the Arizona Diamondbacks the 12th in 2001, the Anaheim Angels the 13th in 2002, and the Washington Nationals the 14th in 2019.

1903	Boston Red Sox	1926	St. Louis Cardinals
1905	New York Giants	1969	New York Mets
1906	Chicago White Sox	1992	Toronto Blue Jays
1914	Boston Braves	1997	Florida Marlins
1919	Cincinnati Reds	2001	Arizona Diamondbacks
1920	Cleveland Indians	2002	Anaheim Angels
1924	Washington Senators	2019	Washington Nationals



LOW HIT GAMES VS. BLUE JAYS

NO-HIT GAMES

- May 15/81 – Len Barker, Toronto 0 at Cleveland 3 - Perfect Game
- June 29/90 – Dave Stewart, Oakland 5 at Toronto 0
- May 1/91 – Nolan Ryan, Toronto 0 at Texas 3
- May 7/11 – Justin Verlander, Detroit 9 at Toronto 0
- May 8/18 – James Paxton, Seattle 5 at Toronto 0
- Sept. 1/19 – Justin Verlander, Houston 2 at Toronto 0

ONE-HIT GAMES

- Sept. 3/78 – Chris Knapp, California 3 at Toronto 1, Horton homer in 2nd
- July 7/79 – Doc Medich (6.2 IP), Jim Kern (2.1 IP), Toronto 0 at Texas 2, Mayberry single in 2nd
- April 30/80 – Larry Gura, Kansas City 3 at Toronto 0, Garcia single in 6th
- June 6/80 – Geoff Zahn, Toronto 0 at Minnesota 5, Mayberry single in 7th
- Sept. 26/80 – Dennis Eckersley, Boston 3 at Toronto 1, Mayberry home run in 5th
- May 27/83 – John Tudor, Boston 2 at Toronto 0, Collins single in 4th
- Aug. 13/84 – Mike Boddicker, Baltimore 2 at Toronto 1, Mulliniks double in 3rd
- April 23/89 – Nolan Ryan, Texas 4 at Toronto 1, Liriano triple in 9th
- April 28/89 – Kirk McCaskill, Toronto 0 at California 9, Liriano double in 9th
- Sept. 30/92 – Frank Viola, Boston 1 at Toronto 0, White single in 9th
- July 28/97 – Steve Woodard (8.0 IP), Mike Fetters (1.0 IP), Toronto 0 at Milwaukee 1 (G1), Otis Nixon single in 1st
- May 25/01 – Hideo Nomo, Toronto 0 at Boston 4, Shannon Stewart double in 4th
- June 15/05 – Chris Carpenter, Toronto 0 vs St. Louis 7, Alex Rios single in 2nd
- May 10/13 – Jon Lester, Toronto 0 at Boston 5, Maicer Izturis double in 6th
- July 24/19 – Shane Bieber, Cleveland 4 at Toronto 0, Eric Sogard double in 7th

WORLD SERIES RINGS

The Toronto Blue Jays commissioned Tiffany & Co., the world-renowned purveyor of fine jewelry, timepieces, and arts of the table to design rings commemorating both their 1992 and 1993 World Series victories.

To commemorate the 1992 Blue Jays victory, the 14 karat gold ring's design features the team's logo: the head of a Blue Jay with a maple leaf on a baseball backdrop. The eye of the bird is set with a solitaire diamond. Sixteen diamonds representing each year of the club's history surround the bird and the maple leaf is enamelled in red to match the team's official colour. The inscription of World Champions 1992 wraps around the bezel. One side depicts the team's name - Toronto Blue Jays - set in two lines across the top. The 1992 World Series logo is set in a maple leaf with the inscription - Canada's 1st - positioned below the logo denoting the first Canadian World Series victory. The other side depicts the player's name and the jersey number, the American League logo and the team's 1992 season attendance record - 4,028,318 - positioned below the American League logo. Each side of the ring is accented with two rows representing the stitches of a baseball.

The 1993 World Series Championship ring features the symbols of the Toronto Blue Jays and Canada. A field of 45 diamonds in a pave style setting surrounds the Toronto Blue Jays' logo: the head of a Blue Jay enamelled in the team's official colours overlapping another Blue Jay in gold. The eye of the Blue Jay is set with a diamond solitaire stone. Two Maple Leafs, enamelled in red, symbolize Canada's back-to-back World Series victories. Two baseballs overlay each other in the background. Each ring is personalized with each player's name and jersey number, and incorporating the American League logo and the World Series logo with the inscription "Back to Back" and the years 92-93.



OPPONENTS ALL-TIME LEADERS VS. TORONTO

RUNS

1. Derek Jeter.....	186
2. Rickey Henderson.....	164
3. Alex Rodriguez.....	160
4. David Ortiz.....	159
5. Johnny Damon.....	146

HITS

1. Derek Jeter.....	341
2. Robin Yount.....	263
3. David Ortiz.....	258
4. Johnny Damon.....	250
5. Alex Rodriguez.....	248

HOME RUNS

1. David Ortiz.....	62
2. Alex Rodriguez.....	58
3. Manny Ramirez.....	54
4. Chris Davis.....	42
5. Jose Canseco.....	41

RBI

1. David Ortiz.....	192
2. Alex Rodriguez.....	178
3. Manny Ramirez.....	140
4. Harold Baines.....	131
5. Robin Yount.....	129
Cal Ripken.....	129

WALKS

1. Rickey Henderson.....	149
2. David Ortiz.....	140
3. Wade Boggs.....	131
4. Manny Ramirez.....	112
Alex Rodriguez.....	112

EXTRA BASE HITS

1. David Ortiz.....	134
2. Alex Rodriguez.....	108
3. George Brett.....	89
4. Manny Ramirez.....	85
5. Rafael Palmeiro.....	84

STOLEN BASES

1. Rickey Henderson.....	110
2. Carl Crawford.....	53
3. Willie Wilson.....	48
4. Kenny Lofton.....	42
5. Paul Molitor.....	40

BATTING AVERAGE (MIN. 100 GAMES)

1. Wally Joyner.....	.345
2. Valdimir Guerrero.....	.333
3. Robin Yount.....	.330
4. Wade Boggs.....	.327
5. Ichiro Suzuki.....	.325

ON BASE PERCENTAGE (MIN. 100 GAMES)

1. Wade Boggs.....	.431
2. Wally Joyner.....	.417
3. Frank Thomas.....	.415
4. Rickey Henderson.....	.412
5. Mark McLemore.....	.406

SLUGGING PERCENTAGE (MIN. 100 GAMES)

1. Ken Griffey Jr.....	.600
2. Jose Canseco.....	.595
3. Albert Belle.....	.593
4. Vladimir Guerrero.....	.569
5. Manny Ramirez.....	.558

O' CANADA

The Blue Jays have posted an overall record of 16-27 in games which occur on Canada Day (July 1). The Jays are 14-17 at home (2-7 at Exhibition Stadium/12-9 at Rogers Centre/0-1 at Sahlen Field) and are 2-10 on the road. Toronto did not play a game on Canada Day in 1981, 1993, and 2020.

The Blue Jays are 1-5 vs. BAL, 2-5 vs. BOS, 1-2 vs. CLE, 1-2 vs. DET, 1-1 vs. KC, 0-1 vs. LAA, 1-0 vs. MIL, 0-1 vs. MON, 1-0 vs. NYM, 0-2 vs. NYY, 2-1 vs. OAK, 1-1 vs. PHI, 1-5 vs. SEA, 3-0 vs. TB, and 1-1 vs. TEX on Canada Day.





BALTIMORE ORIOLES

Oriole Park at Camden Yards
333 West Camden St. Baltimore, MD 21201

2022 Record, Finish: 83-79, 4th in AL East (-16.0 games)

Blue Jays vs. Orioles

2022 vs. BAL 10-9
2022 at TOR 5-5
2022 at BAL 5-4

All-Time vs. BAL 384-321
All-Time at TOR 213-141
All-Time at BAL 171-180

at Exhibition Stadium 41-35
at Rogers Centre 164-103
at Sahlen Field 8-3
at Camden Yards 132-122
at Memorial Stadium 39-58

Longest Winning Streaks

by Toronto 13 games
(April 11, 1999-May 10, 2000)
by Baltimore 15 games
(Sept. 8, 1978-Sept. 6, 1979)

Series Sweeps at Toronto

Last by Toronto
3-game Oct. 1-3, 2021
4-game June 7-10, 2018

Last by Baltimore
3-game April 22-24, 2005
4-game None

Series Sweeps at Baltimore

Last by Toronto
3-game Aug. 17-19, 2020
4-game June 26-29, 1997

Last by Baltimore
3-game Aug. 27-29, 2018
4-game June 29-July 1, 1979

Series Results, Last 10 Seasons

Year	Home	Road	Total
2022	5-5	5-4	10-9
2021	8-2	6-3	14-5
2020	5-2	3-0	8-2
2019	4-5	7-3	11-8
2018	10-0	4-5	14-5
2017	4-6	3-6	7-12
2016	6-4	4-5	10-9
2015	6-3	5-5	11-8
2014	4-5	4-6	8-11
2013	6-4	3-6	9-10



BOSTON RED SOX

Fenway Park
4 Jersey Street, Boston, MA 02215

2022 Record, Finish: 78-84, 5th in AL East (-21.0 games)

Blue Jays vs. Red Sox

2022 vs. BOS 16-3
2022 at TOR 8-2
2022 at BOS 8-1

All-Time vs. BOS 320-382
All-Time at TOR 154-194
All-Time at BOS 166-188

at Exhibition Stadium 33-44
at Rogers Centre 119-145
at Sahlen Field 1-3
at TD Ballpark 1-2
at Fenway Park 166-188

Longest Winning Streaks

by Toronto 9 games
(July 22, 2022-current)
by Boston 11 games
(April 16-July 11, 2002)

Series Sweeps at Toronto

Last by Toronto
3-game Sept. 30-Oct. 2, 2022
4-game Sept. 3-6, 1998

Last by Boston
3-game Aug. 28-30, 2017
4-game May 31-June 3, 2001

Series Sweeps at Boston

Last by Toronto
3-game Aug. 23-25, 2022
4-game None

Last by Boston
3-game Sept. 11-13, 2018
4-game July 1-4, 2002 (5 games)

Series Results, Last 10 Seasons

Year	Home	Road	Total
2022	8-2	8-1	16-3
2021	4-5	5-5	9-10
2020	1-1	4-4	5-5
2019	4-6	4-5	8-11
2018	3-6	1-9	4-15
2017	1-8	5-5	6-13
2016	4-5	6-4	10-9
2015	4-6	5-4	9-10
2014	5-5	7-2	12-7
2013	4-5	4-6	8-11
2012	4-5	7-2	11-7





CHICAGO WHITE SOX

Guaranteed Rate Field

333 West 35th St. Chicago, IL 60616

2022 Record, Finish: 81-81, 2nd in AL Central (-11.0 games)

Blue Jays vs. White Sox

2022 vs. CWS 4-2
2022 at TOR 3-0
2022 at CWS 1-2

All-Time vs. CWS 217-202-1
All-Time at TOR 118-94
All-Time at CWS 99-108-1

at Exhibition Stadium 40-33
at Rogers Centre 78-61
at Guaranteed Rate Field 56-68-1
at Comiskey Park 43-40

Longest Winning Streaks

by Toronto 7 games
(2x, last: July 29-Sept. 9, 2008)

by Chicago 6 games
(2x, last: July 8, 2015-June 24, 2016)

Series Sweeps at Toronto

Last by Toronto

3-game May 31-June 2, 2022
4-game May 15-18, 2009

Last by Chicago

3-game April 25-27, 2016
4-game None

Series Sweeps at Chicago

Last by Toronto

3-game Sept. 4-6, 1989
4-game None

Last by Chicago

3-game Sept. 1-3, 1995
4-game None

Series Results, Last 10 Seasons

Year	Home	Road	Total
2022	3-0	1-2	4-2
2021	2-2	1-2	3-4
2019	1-2	2-2	3-4
2018	2-1	2-1	4-2
2017	1-2	2-1	3-3
2016	0-3	1-2	1-5
2015	2-1	1-3	3-4
2014	1-3	1-2	2-5
2013	2-2	1-2	3-4
2012	1-3	3-3	4-6



CLEVELAND GUARDIANS

Progressive Field

2401 Ontario St., Cleveland, OH 44115

2022 Record, Finish: 92-70, 1st in AL Central (+11.0 games)

Blue Jays vs. Guardians

2022 vs. CLE 2-5
2022 at TOR 1-2
2022 at CLE 1-3

All-Time vs. CLE 217-221-2
All-Time at TOR 117-102
All-Time at CLE 100-119-2

at Exhibition Stadium 44-34
at Rogers Centre 73-68
at Progressive Field 43-67
at Cleveland Stadium 57-52-2

Longest Winning Streaks

by Toronto 13 games
(June 12, 1991-April 21, 1992)

by Cleveland 7 games
(2x, last: Aug. 4, 2004-May 14, 2005)

Series Sweeps at Toronto

Last by Toronto

3-game Sept. 15-17, 1989
4-game June 21-24, 1991

Last by Cleveland

3-game Aug. 8-10, 2008
4-game June 20-23, 1977

Series Sweeps at Cleveland

Last by Toronto

3-game May 3-5, 2010
4-game Sept. 5-8, 1991

Last by Cleveland

3-game July 21-23, 2017
4-game April 4-7, 2019

Series Results, Last 10 Seasons

Year	Home	Road	Total
2022	1-2	1-3	2-5
2021	3-1	2-1	5-2
2019	1-2	0-4	1-6
2018	2-2	2-1	4-3
2017	2-1	0-3	2-4
2016	2-2	1-2	3-4
2015	2-1	2-2	4-3
2014	2-1	2-1	4-2
2013	1-2	1-2	2-4
2012	2-1	2-1	4-2





DETROIT TIGERS

Comerica Park

2100 Woodward Ave., Detroit, MI 48201

2022 Record, Finish: 66-96, 4th in AL Central (-26.0 games)

Blue Jays vs. Tigers

2022 vs. DET	5-2
2022 at TOR	3-1
2022 at DET	2-1

All-Time vs. DET	241-205
All-Time at TOR	130-96
All-Time at DET	111-109

at Exhibition Stadium	37-40
at Rogers Centre	93-56
at Tiger Stadium	71-75
at Comerica Park	40-34

Longest Winning Streaks

by Toronto.....9 games
(June 11-Sept. 25, 1989)

by Detroit.....6 games
(Sept. 24, 1980-April 11, 1981)

Series Sweeps at Toronto

Last by Toronto

3-game	Aug. 28-30, 2015
4-game	None

Last by Detroit

3-game	April 5-7, 2004
4-game	May 28-31, 1979

Series Sweeps at Detroit

Last by Toronto

3-game	June 3-5, 2014
4-game	None

Last by Detroit

3-game	Aug. 21-23, 2012
4-game	None

Series Results, Last 10 Seasons

Year	Home	Road	Total
2022	3-1	2-1	5-2
2021	1-2	2-1	3-3
2019	2-2	2-1	4-3
2018	2-2	1-2	3-4
2017	2-1	1-2	3-3
2016	3-1	1-2	4-3
2015	3-0	1-2	4-2
2014	2-1	3-0	5-1
2013	1-3	1-2	2-5
2012	2-1	0-3	2-4



HOUSTON ASTROS

Minute Maid Park

501 Crawford St., Houston, TX 77002

2022 Record, Finish: 106-56, 1st in AL West (+16.0 games)

Blue Jays vs. Astros

2022 vs. HOU	4-2
2022 at TOR	2-1
2022 at HOU	2-1

All-Time vs. HOU	29-36
All-Time at TOR	18-14
All-Time at HOU	11-22

at Rogers Centre	17-12
at Sahlen Field	1-2
at Minute Maid Park	11-22

Longest Winning Streaks

by Toronto.....3 games
(4x, last: Aug. 13, 2016-July 6, 2017)

by Houston.....7 games
(Aug. 1, 2014-May 17, 2015)

Series Sweeps at Toronto

Last by Toronto

3-game	June 5-7, 2015
4-game	None

Last by Houston

3-game	None
4-game	None

Series Sweeps at Houston

Last by Toronto

3-game	None
4-game	None

Last by Houston

3-game	June 10-12, 2005
4-game	May 14-17, 2015

Series Results, Last 10 Seasons

Year	Home	Road	Total
2022	2-1	2-1	4-2
2021	1-2	1-2	2-4
2019	1-2	1-2	2-4
2018	1-2	1-2	2-4
2017	2-2	1-2	3-4
2016	2-1	3-1	5-2
2015	3-0	0-4	3-4
2014	2-1	1-3	3-4
2013	3-1	1-2	4-3
2012	0-0	0-0	0-0





KANSAS CITY ROYALS

Kauffman Stadium

One Royal Way, Kansas City, MO 64129

2022 Record, Finish: 65-97, 5th in AL Central (-27.0 games)

Blue Jays vs. Royals

2022 vs. KC	5-2
2022 at TOR	3-1
2022 at KC	2-1
All-Time vs. KC	220-199
All-Time at TOR	121-90
All-Time at KC	99-109
at Exhibition Stadium	37-35
at Rogers Centre	84-55
at Kauffman Stadium	99-109

Longest Winning Streaks

by Toronto	5 games
(6x, last: July 20, 2021-June 7, 2022)	
by Kansas City	7 games
(2x, last: Aug. 10, 1980-Aug. 17, 1981)	

Series Sweeps at Toronto

Last by Toronto

3-game	July 30-Aug. 1, 2021
4-game	May 23-26, 2008

Last by Kansas City

3-game	None
4-game	None

Series Sweeps at Kansas City

Last by Toronto

3-game	July 29-31, 2019
4-game	April 20-23, 2012

Last by Kansas City

3-game	July 2-4, 1993
4-game	July 23-25, 1984

Series Results, Last 10 Seasons

Year	Home	Road	Total
2022	3-1	2-1	5-2
2021	3-0	1-3	4-3
2019	3-1	3-0	6-1
2018	3-0	2-2	5-2
2017	1-2	1-2	2-4
2016	3-0	1-2	4-2
2015	3-1	1-2	4-3
2014	2-2	1-2	3-4
2013	2-1	2-1	4-2
2012	2-2	4-0	6-2



LOS ANGELES ANGELS OF ANAHEIM

Angel Stadium of Anaheim

2000 East Gene Autry Way, Anaheim, CA 92806

2022 Record, Finish: 73-89, 3rd in AL West (-33.0 games)

Blue Jays vs. Angels

2022 vs. LAA	4-3
2022 at TOR	0-3
2022 at LAA	4-0
All-Time vs. LAA	217-224
All-Time at TOR	115-104
All-Time at LAA	102-120
at Exhibition Stadium	36-37
at Rogers Centre	78-65
at TD Ballpark	1-2
at Angel Stadium	102-120

Longest Winning Streaks

by Toronto	7 games
(Sept. 8, 1997-Aug. 13, 1998)	
by Los Angeles	7 games
(2x, last: July 20, 1988-May 6, 1989)	

Series Sweeps at Toronto

Last by Toronto

3-game	July 26-28, 2005
4-game	July 3-6, 1992

Last by Los Angeles

3-game	Aug. 26-28, 2022
4-game	None

Series Sweeps at Los Angeles

Last by Toronto

3-game	Aug. 21-23, 2015
4-game	May 26-29, 2022

Last by Los Angeles

3-game	April 30-May 2, 2019
4-game	None

Series Results, Last 10 Seasons

Year	Home	Road	Total
2022	0-3	4-0	4-3
2021	1-2	2-2	3-4
2019	1-3	0-3	1-6
2018	1-2	2-2	3-4
2017	1-2	2-2	3-4
2016	1-2	2-2	3-4
2015	2-2	3-0	5-2
2014	1-3	1-2	2-5
2013	0-3	1-3	1-6
2012	2-2	2-2	4-4



MINNESOTA TWINS

Target Field

1 Twins Way, Minneapolis, MN 55403

2022 Record, Finish: 78-84, 3rd in AL Central (-14.0 games)

Blue Jays vs. Twins

2022 vs. MIN.....	3-4
2022 at TOR.....	1-2
2022 at MIN.....	2-2

All-Time vs. MIN.....	230-180
All-Time at TOR.....	119-82
All-Time at MIN.....	111-98

at Exhibition Stadium.....	40-30
at Rogers Centre.....	79-52
at Target Field.....	27-16
at Metrodome.....	79-62
at Metropolitan Stadium.....	5-20

Longest Winning Streaks

by Toronto.....	10 games
(2x, last: July 23, 2007-April 13, 2009)	
by Minnesota.....	8 games
(July 15, 1979-June 8, 1980)	

Series Sweeps at Toronto

Last by Toronto	
3-game.....	Aug. 26-28, 2016
4-game.....	Aug. 3-6, 2015

Last by Minnesota

3-game.....	May 6-8, 2019
4-game.....	None

Series Sweeps at Minnesota

Last by Toronto

3-game.....	Sept. 6-8, 2013
4-game.....	None

Last by Minnesota

3-game.....	July 26-28, 2002
4-game.....	July 21-23, 1979

Series Results, Last 10 Seasons

Year	Home	Road	Total
2022	1-2	2-2	3-4
2021	2-1	2-2	4-3
2019	0-3	3-1	3-4
2018	0-3	2-1	2-4
2017	1-2	2-2	3-4
2016	3-0	3-1	6-1
2015	4-0	1-2	5-2
2014	1-2	1-2	2-4
2013	2-1	3-0	5-1
2012	3-0	2-2	5-2



NEW YORK YANKEES

Yankee Stadium

1 East 161st St., Bronx, NY 10451

2022 Record, Finish: 99-63, 1st in AL East (+7.0 games)

Blue Jays vs. Yankees

2022 vs. NYY.....	8-11
2022 at TOR.....	3-6
2022 at NYY.....	5-5

All-Time vs. NYY.....	315-384
All-Time at TOR.....	167-182
All-Time at NYY.....	148-202

at Exhibition Stadium.....	31-48
at Rogers Centre.....	129-128
at Sahlen Field.....	5-5
at TD Ballpark.....	2-1
at Yankee Stadium.....	48-78
at Original Yankee Stadium.....	100-124

Longest Winning Streaks

by Toronto.....	10 games
(April 14-Sept. 25, 1992)	
by New York.....	13 games
(May 10, 1995-June 4, 1996)	

Series Sweeps at Toronto

Last by Toronto	
3-game.....	May 30-June 1, 2016
4-game.....	None

Last by New York

3-game.....	June 15-17, 2021
4-game.....	None

Series Sweeps at New York

Last by Toronto

3-game.....	Aug. 7-9, 2015
4-game.....	Sept. 6-9, 2021

Last by New York

3-game.....	Sept. 15-17, 2020
4-game.....	Aug. 20-22, 2013

Series Results, Last 10 Seasons

Year	Home	Road	Total
2022	3-6	5-5	8-11
2021	3-6	8-2	11-8
2020	5-2	0-3	5-5
2019	6-4	2-7	8-11
2018	3-6	3-7	6-13
2017	6-4	4-5	10-9
2016	8-2	4-5	12-7
2015	5-4	8-2	13-6
2014	5-4	3-7	8-11
2013	5-4	0-10	5-14





OAKLAND ATHLETICS

Oakland Coliseum
7000 Coliseum Way, Oakland, CA 94621

2022 Record, Finish: 60-102, 5th in AL West (-46.0 games)

Blue Jays vs. Athletics

2022 vs. OAK.....	3-3
2022 at TOR.....	2-1
2022 at OAK.....	1-2
All-Time vs. OAK.....	209-229
All-Time at TOR.....	104-113
All-Time at OAK.....	105-116
at Exhibition Stadium.....	32-41
at Rogers Centre.....	72-72
at Oakland Coliseum.....	103-116

Longest Winning Streaks

by Toronto.....	8 games
(June 18-Sept. 15, 1982)	
by Oakland.....	9 games
(July 22, 1980-May 24, 1981)	

Series Sweeps at Toronto

Last by Toronto	
3-game.....	Sept. 3-5, 2021
4-game.....	July 24-27, 2017

Last by Oakland

3-game.....	April 8-10, 2008
4-game.....	May 17-20, 2018

Series Sweeps at Oakland

Last by Toronto	
3-game.....	April 26-28, 2019
4-game.....	None

Last by Oakland

3-game.....	July 30-Aug. 1, 2018
4-game.....	July 3-6, 2014

Series Results, Last 10 Seasons

Year	Home	Road	Total
2022	2-1	1-2	3-3
2021	3-0	2-2	5-2
2019	3-0	3-0	6-0
2018	0-4	0-3	0-7
2017	4-0	1-2	5-2
2016	2-1	1-2	3-3
2015	3-0	2-1	5-1
2014	3-0	0-4	3-4
2013	1-3	2-1	3-4
2012	1-2	3-3	4-5



SEATTLE MARINERS

T-Mobile Park
1250 First Ave. South, Seattle, WA 98134

2022 Record, Finish: 90-72, 2nd in AL West (-16.0 games)

Blue Jays vs. Mariners

2022 vs. SEA.....	2-5
2022 at TOR.....	2-1
2022 at SEA.....	0-4
All-Time vs. SEA.....	217-202
All-Time at TOR.....	116-97
All-Time at SEA.....	101-105
at Exhibition Stadium.....	41-29
at Rogers Centre.....	74-66
at Sahlen Field.....	1-2
at T-Mobile Park.....	31-49
at Kingdome.....	70-56

Longest Winning Streaks

by Toronto.....	9 games
(May 10-July 24, 1985)	
by Seattle.....	8 games
(Aug. 16, 1999-April 16, 2000)	

Series Sweeps at Toronto

Last by Toronto	
3-game.....	July 19-21, 2011
4-game.....	May 11-14, 2017

Last by Seattle

3-game.....	May 11-13, 2001
4-game.....	None

Series Sweeps at Seattle

Last by Toronto	
3-game.....	July 5-7, 1991
4-game.....	None

Last by Seattle

3-game.....	Aug. 11-13, 2014
4-game.....	July 7-10, 2022

Series Results, Last 10 Seasons

Year	Home	Road	Total
2022	2-1	0-4	2-5
2021	1-2	1-2	2-4
2019	1-2	1-2	2-4
2018	1-2	3-1	4-3
2017	4-0	2-1	6-1
2016	1-2	2-1	3-3
2015	1-2	1-2	2-4
2014	3-1	0-3	3-4
2013	1-2	2-1	3-3
2012	3-3	0-3	3-6



TAMPA BAY RAYS



Tropicana Field

One Tropicana Drive, St. Petersburg, FL 33705

2022 Record, Finish: 86-76, 3rd in AL East (-13.0 games)

Blue Jays vs. Rays

2022 vs. TB 9-10
 2022 at TOR 5-5
 2022 at TB 4-5

All-Time vs. TB 200-238
 All-Time at TOR 113-105
 All-Time at TB 87-133

at Rogers Centre 110-98
 at Sahlen Field 3-3
 at TD Ballpark 0-4
 at Tropicana Field 87-130
 at Ballpark at Disney 0-3

Longest Winning Streaks

by Toronto 5 games
 (2x, last: July 19-Oct. 2, 2015)

by Tampa Bay 6 games
 (May 15-Aug. 5, 2003)

Series Sweeps at Toronto

Last by Toronto

3-game Sept. 25-27, 2015
 4-game None

Last by Tampa Bay

3-game May 16-18, 2016
 4-game May 21-24, 2021

Series Sweeps at Tampa Bay

Last by Toronto

3-game Sept. 2-4, 2014
 4-game None

Last by Tampa Bay

3-game May 27-29, 2019
 4-game Sept. 5-8, 2019

Series Results, Last 10 Seasons

Year	Home	Road	Total
2022	5-5	4-5	9-10
2021	4-6	4-5	8-11
2020	1-2	3-4	4-6
2019	4-5	2-8	6-13
2018	4-6	2-7	6-13
2017	6-3	4-6	10-9
2016	3-6	5-5	8-11
2015	6-4	3-6	9-10
2014	5-4	6-4	11-8
2013	4-5	4-6	8-11



TEXAS RANGERS

Globe Life Park

734 Stadium Drive, Arlington, TX 76011

2022 Record, Finish: 68-94, 4th in AL West (-38.0 games)

Blue Jays vs. Rangers

2022 vs. TEX 4-2
 2022 at TOR 2-1
 2022 at TEX 2-1

All-Time vs. TEX 226-216
 All-Time at TOR 128-89
 All-Time at TEX 98-127

at Exhibition Stadium 46-24
 at Rogers Centre 78-65
 at Sahlen Field 3-0
 at Globe Life Park 49-69
 at Globe Life Field 3-3
 at Arlington Stadium 46-55

Longest Winning Streaks

by Toronto 9 games
 (Aug. 10-1986-May 9, 1987)

by Texas 10 games
 (April 24, 2002-April 30, 2003)

Series Sweeps at Toronto

Last by Toronto

3-game July 16-18 (DH), 2021
 4-game July 21-24, 1994

Last by Texas

3-game April 30-May 2, 2002
 4-game July 8-11, 1993

Series Sweeps at Texas

Last by Toronto

3-game April 11-13, 2008
 4-game June 13-16, 2013

Last by Texas

3-game May 25-27, 2012
 4-game None

Series Results, Last 10 Seasons

Year	Home	Road	Total
2022	2-1	2-1	4-2
2021	3-0	1-2	4-2
2019	2-1	1-2	3-3
2018	1-2	2-1	3-3
2017	2-1	2-2	4-3
2016	3-1	1-2	4-3
2015	2-1	2-1	4-2
2014	2-1	2-1	4-2
2013	2-1	4-0	6-1
2012	3-3	0-3	3-6





ARIZONA DIAMONDBACKS

Chase Field

401 E. Jefferson Street, Phoenix, AZ 85004

2022 Record, Finish: 74-88, 4th in NL West (-37.0 games)

Blue Jays vs. Diamondbacks

2019 vs. ARI	0-3
2019 at TOR	0-3
2019 at ARI	0-0

All-Time vs. ARI	9-10
All-Time at TOR	2-6
All-Time at ARI	7-4

at Rogers Centre	2-6
at Chase Field	7-4

Longest Winning Streaks

by Toronto 3 games
(2x, last: June 22-July 20, 2016)

by Arizona 3 games
(2x, last: June 7, 2019-current)

Series Sweeps at Toronto

Last by Toronto

3-game	None
4-game	None

Last by Arizona

3-game	June 7-9, 2019
4-game	None

Series Sweeps at Arizona

Last by Toronto

3-game	None
4-game	None

Last by Arizona

3-game	None
4-game	None

Series Results, All-Time

Year	Home	Road	Total
2019	0-3	0-0	0-3
2016	1-1	2-0	3-1
2013	0-0	2-1	2-1
2010	0-0	1-2	1-2
2004	1-2	0-0	1-2
2002	0-0	2-1	2-1

ATLANTA BRAVES



Truist Park

755 Battery Avenue SE, Atlanta, GA 30339

2022 Record, Finish: 101-61, T-1st in NL East (0.0 games)

Blue Jays vs. Braves

2021 vs. ATL	6-0
2021 at TOR	3-0
2021 at ATL	3-0

All-Time vs. ATL	31-30
All-Time at TOR	15-11
All-Time at ATL	16-19

at Rogers Centre	12-11
at TD Ballpark	3-0
at Truist Park	6-6
at Turner Field	10-13

Longest Winning Streaks

by Toronto 6 games
(April 30, 2021-current)

by Atlanta 8 games
(May 22, 2009-June 9, 2012)

Series Sweeps at Toronto

Last by Toronto

3-game	April 30-May 2, 2021
4-game	None

Last by Atlanta

3-game	None
4-game	None

Series Sweeps at Atlanta

Last by Toronto

3-game	May 11-13, 2021
4-game	None

Last by Atlanta

3-game	June 20-22, 2011
4-game	None

Series Results, All-Time

Year	Home	Road	Total
2021	3-0	3-0	6-0
2020	0-0	1-2	1-2
2019	1-1	0-2	1-3
2018	1-1	1-1	2-2
2017	0-2	1-1	1-3
2015	1-2	2-1	3-3
2013	1-1	1-1	2-2
2012	0-0	1-2	1-2
2011	0-0	0-3	0-3
2009	0-0	0-3	0-3
2008	2-1	0-0	2-1
2006	0-0	3-0	3-0
2001	2-1	0-0	2-1
2000	0-0	2-1	2-1
1999	3-0	0-0	3-0
1998	0-0	1-2	1-2
1997	1-2	0-0	1-2





CHICAGO CUBS

Wrigley Field

1060 West Addison Street, Chicago, IL 60613

2022 Record, Finish: 74-88, 3rd in NL Central (-19.0 games)

Blue Jays vs. Cubs

2022 vs. CHC.....	2-1
2022 at TOR.....	2-1
2022 at CHC.....	0-0
All-Time vs. CHC.....	10-8
All-Time at TOR.....	8-4
All-Time at CHC.....	2-4
at Rogers Centre.....	8-4
at Wrigley Field.....	2-4

Longest Winning Streaks

by Toronto.....	3 games
(2x, last: Sept. 8-10, 2014)	
by Chicago.....	3 games
(Aug. 18-20, 2017)	

Series Sweeps at Toronto

Last by Toronto	
3-game.....	Sept. 8-10, 2014
4-game.....	None

Last by Chicago

3-game.....	None
4-game.....	None

Series Sweeps at Chicago

Last by Toronto

3-game.....	None
4-game.....	None

Last by Chicago

3-game.....	Aug. 18-20, 2017
4-game.....	None

Series Results, All-Time

Year	Home	Road	Total
2021	2-1	0-0	2-1
2017	0-0	0-3	0-3
2014	3-0	0-0	3-0
2008	1-2	0-0	1-2
2005	0-0	2-1	2-1
2003	2-1	0-0	2-1



CINCINNATI REDS

Great American Ball Park

100 Joe Nuxhall Way, Cincinnati, OH 45202

2022 Record, Finish: 62-100, T-4th in NL Central (-31.0 games)

Blue Jays vs. Reds

2022 vs. CIN.....	2-1
2022 at TOR.....	2-1
2022 at CIN.....	0-0
All-Time vs. CIN.....	14-7
All-Time at TOR.....	9-3
All-Time at CIN.....	5-4
at Rogers Centre.....	9-3
at Great American Ball Park.....	5-4

Longest Winning Streaks

by Toronto.....	5 games
(May 29, 2017-May 21, 2022)	
by Cincinnati.....	2 games
(June 21-22, 2014)	

Series Sweeps at Toronto

Last by Toronto	
3-game.....	May 29-31, 2017
4-game.....	None

Last by Cincinnati

3-game.....	None
4-game.....	None

Series Sweeps at Cincinnati

Last by Toronto

3-game.....	None
4-game.....	None

Last by Cincinnati

3-game.....	None
4-game.....	None

Series Results, All-Time

Year	Home	Road	Total
2022	2-1	0-0	2-1
2017	3-0	0-0	3-0
2014	0-0	1-2	1-2
2011	0-0	2-1	2-1
2009	2-1	0-0	2-1
2008	2-1	0-0	2-1
2003	0-0	2-1	2-1





COLORADO ROCKIES

Coors Field

2001 Blake Street, Denver, CO 80205

2022 Record, Finish: 68-94, 5th in NL West (-43.0 game)

Blue Jays vs. Rockies

2019 vs. COL	0-3
2019 at TOR	0-0
2019 at COL	0-3
All-Time vs. COL	11-10
All-Time at TOR	9-0
All-Time at COL	2-10
at Rogers Centre	9-0
at Coors Field	2-10

Longest Winning Streaks

by Toronto	3 games
(3x, last: June 17-19, 2013)	
by Colorado	3 games
(3x, last: May 31, 2019-current)	

Series Sweeps at Toronto

Last by Toronto	
3-game	June 17-19, 2013
4-game	None

Last by Colorado

3-game	None
4-game	None

Series Sweeps at Colorado

Last by Toronto

3-game	None
4-game	None

Last by Colorado

3-game	May 31-June 2, 2019
4-game	None

Series Results, All-Time

Year	Home	Road	Total
2019	0-0	0-3	0-3
2016	0-0	2-1	2-1
2013	3-0	0-0	3-0
2010	0-0	0-3	0-3
2007	3-0	0-0	3-0
2006	0-0	0-3	0-3
2002	3-0	0-0	3-0



LOS ANGELES DODGERS

Dodger Stadium

1000 Vin Scully Avenue, Los Angeles, CA 90012

2022 Record, Finish: 111-51, 1st in NL West (+22.0 games)

Blue Jays vs. Dodgers

2019 vs. LAD	0-3
2019 at TOR	0-0
2019 at LAD	0-3
All-Time vs. LAD	7-14
All-Time at TOR	4-8
All-Time at LAD	3-6
at Rogers Centre	4-8
at Dodger Stadium	3-6

Longest Winning Streaks

by Toronto	2 games
(2x, last: June 9-10, 2007)	
by Los Angeles	5 games
(May 7, 2016-current)	

Series Sweeps at Toronto

Last by Toronto	
3-game	None
4-game	None

Last by Los Angeles

3-game	July 22-24, 2013
4-game	None

Series Sweeps at Los Angeles

Last by Toronto

3-game	None
4-game	None

Last by Los Angeles

3-game	Aug. 20-22, 2019
4-game	None

Series Results, All-Time

Year	Home	Road	Total
2019	0-0	0-3	0-3
2016	1-2	0-0	1-2
2013	0-3	0-0	0-3
2007	1-2	2-1	3-3
2004	2-1	0-0	2-1
2002	0-0	1-2	1-2





Miami Marlins

loanDepot Park

501 Marlins Way, Miami, FL 33125

2022 Record, Finish: 69-93, 4th in NL East (-32.0 games)

Blue Jays vs. Marlins

2021 vs. MIA.....	4-0
2021 at TOR.....	2-0
2021 at MIA.....	2-0

All-Time vs. MIA.....	17-21
All-Time at TOR.....	8-11
All-Time at MIA.....	9-10

at Rogers Centre.....	5-10
at Sahlen Field.....	3-1
at Marlins Park.....	7-3
at Sunlife Stadium.....	2-7

Longest Winning Streaks

by Toronto.....5 games
(Sept. 2, 2020-current)

by Miami.....8 games
(June 9, 2001-June 14, 2009)

Series Sweeps at Toronto

Last by Toronto

3-game.....	June 8-10, 2015
4-game.....	None

Last by Miami

3-game.....	June 12-14, 2009
4-game.....	None

Series Sweeps at Miami

Last by Toronto

3-game.....	None
4-game.....	None

Last by Miami

3-game.....	June 16-18, 2006
4-game.....	None

Series Results, All-Time

Year	Home	Road	Total
2021	2-0	2-0	4-0
2020	1-1	1-1	2-2
2018	0-0	2-1	2-1
2015	3-0	0-0	3-0
2012	0-0	2-1	2-1
2009	0-3	0-0	0-3
2006	0-0	0-3	0-3
2001	1-2	0-0	1-2
2000	0-0	1-2	1-2
1999	1-2	0-0	1-2
1998	0-0	1-2	1-2
1997	0-3	0-0	0-3



Milwaukee Brewers

American Family Field

One Brewers Way, Milwaukee, WI 53214

2022 Record, Finish: 86-76, 2nd in NL Central (-7.0 games)

Blue Jays vs. Brewers

2022 vs. MIL.....	1-2
2022 at TOR.....	0-0
2022 at MIL.....	1-2

All-Time vs. MIL.....	122-165
All-Time at TOR.....	65-79
All-Time at MIL.....	57-86

at Exhibition Stadium.....	34-46
at Rogers Centre.....	31-33
at Milwaukee County Stadium.....	52-78
at American Family Field.....	5-8

Longest Winning Streaks

by Toronto.....6 games
(Sept. 23, 1985-June 17, 1986)

by Milwaukee.....8 games
(Aug. 7, 1977-June 14, 1978)

Series Sweeps at Toronto

Last by Toronto

3-game.....	July 22-24, 1997
4-game.....	None

Last by Milwaukee

3-game.....	June 20-22, 1995
4-game.....	None

Series Sweeps at Milwaukee

Last by Toronto

3-game.....	Sept. 27-29, 1993
4-game.....	None

Last by Milwaukee

3-game.....	June 17-19, 2008
4-game.....	July 28 (DH)-29 (DH), 1997

Series Results, Last 10 Seasons

Year	Home	Road	Total
2022	0-0	1-2	1-2
2017	0-2	2-0	2-2
2014	2-0	1-1	3-1
2012	0-0	1-2	1-2
2008	0-0	0-3	0-3
2005	1-2	0-0	1-2
1997	4-2	0-5	4-7
1996	4-2	3-3	7-5
1995	2-4	3-3	5-7
1994	2-4	1-3	3-7





NEW YORK METS

Citi Field
41 Seaver Way, Queens, NY 11368
2022 Record, Finish: 101-61, T-1st in NL East (0.0 games)

Blue Jays vs. Mets

2021 vs. NYM	1-2
2021 at TOR	0-0
2021 at NYM	1-2
All-Time vs. NYM	13-22
All-Time at TOR	11-8
All-Time at NYM	2-14
at Rogers Centre	9-7
at Sahlen Field	2-1
at Citi Field	2-5
at Shea Stadium	0-9

Longest Winning Streaks

by Toronto	2 games (5x, last: Sept. 12-13, 2020)
by New York	6 games (July 17, 2000 – June 23, 2006)

Series Sweeps at Toronto

Last by Toronto	
3-game	None
4-game	None

Last by New York

3-game	None
4-game	None

Series Sweeps at New York

Last by Toronto	
3-game	None
4-game	None

Last by New York

3-game	July 15-17, 2001
4-game	None

Series Results, All-Time

Year	Home	Road	Total
2021	0-0	1-2	1-2
2020	2-1	0-0	2-1
2018	1-1	1-1	2-2
2015	2-0	0-2	2-2
2012	2-1	0-0	2-1
2006	1-2	0-0	1-2
2001	0-0	0-3	0-3
2000	1-2	0-0	1-2
1999	0-0	0-3	0-3
1998	2-1	0-0	2-1
1997	0-0	0-3	0-3



PHILADELPHIA PHILLIES

Citizens Bank Park
1 Citizens Bank Way, Philadelphia, PA 19148
2022 Record, Finish: 87-75, 3rd in NL East (-14.0 games)

Blue Jays vs. Phillies

2022 vs. PHI	3-1
2022 at TOR	2-0
2022 at PHI	1-1
All-Time vs. PHI	42-28
All-Time at TOR	21-13
All-Time at PHI	21-15
at Rogers Centre	17-12
at Sahlen Field	2-0
at TD Ballpark	2-1
at Citizens Bank Park	16-11
at Veterans Stadium	5-4

Longest Winning Streaks

by Toronto	8 games (July 3, 2011-May 8, 2014)
by Philadelphia	3 games (3x, last: Sept. 18(DH)-19, 2020)

Series Sweeps at Toronto

Last by Toronto	
3-game	June 15-17, 2012
4-game	None

Last by Philadelphia

3-game	None
4-game	None

Series Sweeps at Philadelphia

Last by Toronto	
3-game	June 16-18, 2009
4-game	None

Last by Philadelphia

3-game	None
4-game	None

Series Results, All-Time

Year	Home	Road	Total
2022	2-0	1-1	3-1
2021	2-1	0-0	2-1
2020	2-0	1-3	3-3
2018	2-1	2-1	4-2
2016	1-1	2-0	3-1
2015	1-1	1-1	2-2
2014	2-0	2-0	4-0
2012	3-0	0-0	3-0
2011	1-2	0-0	1-2
2010	0-0	1-2	1-2
2009	1-2	3-0	4-2
2008	0-0	2-1	2-1
2007	0-0	1-2	1-2
2006	2-1	0-0	2-1
2001	0-0	2-1	2-1
2000	1-2	0-0	1-2
1999	0-0	1-2	1-2
1998	1-2	0-0	1-2
1997	0-0	2-1	2-1





PITTSBURGH PIRATES

PNC Park

115 Federal Street, Pittsburgh, PA 15212

2022 Record, Finish: 62-100, T-4th in NL Central (-31.0 games)

Blue Jays vs. Pirates

2022 vs. PIT	3-0
2022 at TOR	0-0
2022 at PIT	3-0
All-Time vs. PIT	11-7
All-Time at TOR	6-3
All-Time at PIT	5-4
at Rogers Centre	6-3
at PNC Park	5-4

Longest Winning Streaks

by Toronto	5 games (Aug. 12, 2017-current)
by Pittsburgh	3 games (June 30, 2011-May 3, 2014)

Series Sweeps at Toronto

Last by Toronto	
3-game	June 10-12, 2003
4-game	None

Last by Pittsburgh

3-game	None
4-game	None

Series Sweeps at Pittsburgh

Last by Toronto

3-game	Sept. 2-4, 2022
4-game	None

Last by Pittsburgh

3-game	None
4-game	None

Series Results, All-Time

Year	Home	Road	Total
2022	0-0	3-0	3-0
2017	2-1	0-0	2-1
2014	0-0	1-2	1-2
2011	1-2	0-0	1-2
2008	0-0	1-2	1-2
2003	3-0	0-0	3-0



SAN DIEGO PADRES

Petco Park

100 Park Blvd., San Diego, CA 92101

2022 Record, Finish: 89-73, 2nd in NL West (-22.0 games)

Blue Jays vs. Padres

2019 vs. SD	1-2
2019 at TOR	0-0
2019 at SD	1-2
All-Time vs. SD	8-7
All-Time at TOR	3-3
All-Time at SD	5-4
at Rogers Centre	3-3
at Petco Park	5-4

Longest Winning Streaks

by Toronto	3 games (June 2, 2013-July 26, 2016)
by San Diego	3 games (July 27, 2016-May 25, 2019)

Series Sweeps at Toronto

Last by Toronto	
3-game	None
4-game	None

Last by San Diego

3-game	None
4-game	None

Series Sweeps at San Diego

Last by Toronto

3-game	None
4-game	None

Last by San Diego

3-game	None
4-game	None

Series Results, All-Time

Year	Home	Road	Total
2019	1-2	0-0	1-2
2016	2-1	0-0	2-1
2013	0-0	1-2	1-2
2010	0-0	2-1	2-1
2004	0-0	2-1	2-1



SAN FRANCISCO GIANTS



Oracle Park

24 Willie Mays Plaza, San Francisco, CA 94107

2022 Record, Finish: 81-81, 3rd in NL West (-30.0 games)

Blue Jays vs. Giants

2019 vs. SF.....	1-3
2019 at TOR.....	0-2
2019 at SF.....	1-1
All-Time vs. SF.....	10-13
All-Time at TOR.....	5-5
All-Time at SF.....	5-8
at Rogers Centre.....	5-5
at AT&T Park.....	5-8

Longest Winning Streaks

by Toronto.....	3 games (2x, last: June 5, 2013-May 10, 2016)
by San Francisco.....	7 games (June 11, 2002-June 12, 2007)

Series Sweeps at Toronto

Last by Toronto	
3-game.....	None
4-game.....	None

Last by San Francisco

3-game.....	None
4-game.....	None

Series Sweeps at San Francisco

Last by Toronto

3-game.....	None
4-game.....	None

Last by San Francisco

3-game.....	June 15-17, 2004
4-game.....	None

Series Results, All-Time

Year	Home	Road	Total
2019	0-2	1-1	1-3
2016	0-0	2-1	2-1
2013	2-0	1-1	3-1
2010	2-1	0-0	2-1
2007	0-0	1-2	1-2
2004	0-0	0-3	0-3
2002	1-2	0-0	1-2



ST. LOUIS CARDINALS

Busch Stadium III

700 Clark Street, St Louis, MO 63102

2022 Record, Finish: 93-69, 1st in NL Central (+7.0 games)

Blue Jays vs. Cardinals

2022 vs. STL.....	2-2
2022 at TOR.....	1-1
2022 at STL.....	1-1
All-Time vs. STL.....	10-12
All-Time at TOR.....	5-6
All-Time at STL.....	5-6
at Rogers Centre.....	5-6
at Busch Stadium II.....	0-3
at Busch Stadium III.....	5-3

Longest Winning Streaks

by Toronto.....	5 games (June 24, 2010-June 6, 2014)
by St Louis.....	3 games (2x, last: April 27, 2017-May 23, 2022)

Series Sweeps at Toronto

Last by Toronto	
3-game.....	None
4-game.....	None

Last by St Louis

3-game.....	None
4-game.....	None

Series Sweeps at St Louis

Last by Toronto

3-game.....	June 24-26, 2011
4-game.....	None

Last by St Louis

3-game.....	June 3-5, 2003
4-game.....	None

Series Results, All-Time

Year	Home	Road	Total
2022	1-1	1-1	2-2
2017	0-0	1-2	1-2
2014	1-2	0-0	1-2
2011	0-0	3-0	3-0
2010	1-2	0-0	1-2
2005	2-1	0-0	2-1
2003	0-0	0-3	0-3





WASHINGTON NATIONALS

Nationals Park
 1500 South Capitol Street, SE, Washington, DC 20003-1507
 2022 Record, Finish: 55-107, 5th in NL East (-46.0 games)

Blue Jays vs. Nationals

2021 vs. WAS	1-3
2021 at TOR	1-1
2021 at WAS	0-2
All-Time vs. WAS	41-34
All-Time at TOR	25-15
All-Time at WAS	16-19
at Rogers Centre	24-14
at TD Ballpark	1-1
at Nationals Park	5-7
at RFK Stadium	1-2
at Hiram Bithorn Stadium	1-2
at Olymic Stadium	9-8

Longest Winning Streaks

by Toronto	7 games (June 2, 2015-July 28, 2020)
by Washington	4 games (2x, last: June 11, 2012-June 2, 2015)

Series Sweeps at Toronto

Last by Toronto

3-game	June 15-17, 2018
4-game	None

Last by Washington

3-game	June 11-13, 2012
4-game	None

Series Sweeps at Washington

Last by Toronto

3-game	None
4-game	None

Last by Washington

3-game	June 14-16, 2002
4-game	None

Series Results, All-Time

Year	Home	Road	Total
2021	1-1	0-2	1-3
2020	0-0	2-2	2-2
2018	3-0	0-0	3-0
2015	0-0	2-1	2-1
2012	0-3	0-0	0-3
2009	0-0	1-2	1-2
2007	2-1	0-0	2-1
2006	3-0	0-0	3-0
2005	2-1	1-2	3-3
2004	2-1	1-2	3-3
2003	1-2	2-1	3-3
2002	2-1	0-3	2-4
2001	2-1	1-2	3-3
2000	2-1	2-1	4-2
1999	2-1	2-1	4-2
1998	2-0	2-0	4-0
1997	1-2	0-0	1-2

GRAND SLAMS HIT BY A TORONTO ROOKIE - ALL-TIME

Rick Bosetti	May 7, 1978 (Enrique Romo, Seattle Mariners)
Jesse Barfield	April 24, 1982 (Tom Burgmeier, Boston Red Sox)
Junior Felix	June 2, 1989 (Bob Stanley, Red Sox, INSIDE THE PARK)
Glenallen Hill	Sept. 1, 1989 (Mark Guthrie, Minnesota Twins)
Glenallen Hill	Aug. 14, 1990 (Adam Peterson, Chicago White Sox)
Gabe Gross	Sept. 5, 2004 (Justin Duchsherer, Oakland Athletics)
J.P. Arencibia	June 6, 2011 (Zach Britton, Baltimore Orioles)
Brett Lawrie	Aug. 8, 2011 (Craig Breslow, Oakland Athletics)
Devon Travis	May 3, 2015 (Trevor Bauer, Cleveland Indians)
Rowdy Tellez	April 23, 2019 (Tony Watson, San Francisco Giants)
Rowdy Tellez	June 12, 2019 (Miguel Castro, Baltimore Orioles)
Cavan Biggio	June 29, 2019 (Homer Bailey, Kansas City Royals)
Vladimir Guerrero Jr.	July 20, 2019 (Gregory Soto, Detroit Tigers)
Vladimir Guerrero Jr.	July 30, 2019 (Josh Staumont, Kansas City Royals)



CONSECUTIVE WINS AND LOSSES AGAINST AMERICAN LEAGUE OPPONENTS

vs. Baltimore

Most Consecutive Home Wins:	16	Aug. 8, 2009 – June 15, 2011
Most Consecutive Home Losses:	6	July 1, 1995 – July 2, 1996
Most Consecutive Road Wins:	6	3x, last: Sept. 17, 2019 – Aug. 19, 2020
Most Consecutive Road Losses:	19	Sept. 15, 1978 – May 2, 1981

vs. Boston

Most Consecutive Home Wins:	6	Sept. 17, 2007 – April 6, 2008
Most Consecutive Home Losses:	12	May 20, 1980 – April 25, 1982
Most Consecutive Road Wins:	15	Aug. 11, 1987 – Aug. 16, 1989
Most Consecutive Road Losses:	9	April 10, 2004 – April 18, 2005

vs. Chicago

Most Consecutive Home Wins:	10	June 2, 2007 – May 18, 2009
Most Consecutive Home Losses:	7	June 3, 1999 – May 21, 2000
Most Consecutive Road Wins:	6	May 19 – Sept. 6, 1989
Most Consecutive Road Losses:	5	Sept. 1, 1995 – May 22, 1996

vs. Cleveland

Most Consecutive Home Wins:	8	Sept. 23, 1990 – April 21, 1992
Most Consecutive Home Losses:	5	Oct. 7, 2001 – Sept. 26, 2003
Most Consecutive Road Wins:	7	June 12, 1991 – June 26, 1992
Most Consecutive Road Losses:	9	Aug. 28, 2006 – May 12, 2008

vs. Detroit

Most Consecutive Home Wins:	8	Sept. 1, 2001 – Sept. 7, 2003
Most Consecutive Home Losses:	6	2x, last: Sept. 29, 1980 – April 18, 1981
Most Consecutive Road Wins:	6	Aug. 17, 1991 – Aug. 6, 1992
Most Consecutive Road Losses:	8	June 14, 1977 – April 7, 1978

vs. Houston

Most Consecutive Home Wins:	3	3x, last: Aug. 13, 2016 – July 6, 2017
Most Consecutive Home Losses:	3	July 9, 2017 – Sept. 25, 2018
Most Consecutive Road Wins:	3	Aug. 2-4, 2016
Most Consecutive Road Losses:	8	Aug. 1, 2014 – Aug. 1, 2016

vs. Kansas City

Most Consecutive Home Wins:	6	2x, last: April 11, 2007 – June 5, 2009
Most Consecutive Home Losses:	4	3x, last: July 27, 1997 – Aug. 24, 1998
Most Consecutive Road Wins:	7	July 30, 2002 – May 10, 2004
Most Consecutive Road Losses:	8	Aug. 5, 1978 – Aug. 1, 1979

vs. Los Angeles Angels

Most Consecutive Home Wins:	8	Aug. 16, 1998 – April 17, 2000
Most Consecutive Home Losses:	7	July 1, 2012 – May 11, 2014
Most Consecutive Road Wins:	5	Aug. 21, 2015 – Sept. 16, 2016
Most Consecutive Road Losses:	6	2x, last: July 6, 1995 – June 15, 1996

vs. Minnesota

Most Consecutive Home Wins:	10	May 21, 1984 – Sept. 6, 1985
Most Consecutive Home Losses:	8	Aug. 27, 2017 – Sept. 17, 2021
Most Consecutive Road Wins:	6	2x, last: June 15, 1993 – April 29, 1994
Most Consecutive Road Losses:	9	May 7, 1979 – June 8, 1980

vs. New York

Most Consecutive Home Wins:	8	April 13 – Sept. 25, 2016
Most Consecutive Home Losses:	7	May 10, 1995 – June 11, 1996
Most Consecutive Road Wins:	7	April 9 – Sept. 12, 2015
Most Consecutive Road Losses:	17	Sept. 19, 2012 – July 25, 2014

vs. Oakland

Most Consecutive Home Wins:	7	April 23, 2016 – April 15, 2022
Most Consecutive Home Losses:	7	3x, last: Aug. 23, 2006 – April 10, 2008
Most Consecutive Road Wins:	6	2x, last: May 29, 1993 – April 11, 1994
Most Consecutive Road Losses:	8	July 22, 1980 – Sept. 30, 1981



vs. Seattle

Most Consecutive Home Wins:	6	May 10 – July 24, 1985
Most Consecutive Home Losses:	7	Aug. 16, 1999 – Sept. 5, 2000
Most Consecutive Road Wins:	5	June 10, 2017 – Aug. 4, 2018
Most Consecutive Road Losses:	5	2x, last: Aug. 7, 2013 – July 24, 2015

vs. Tampa Bay

Most Consecutive Home Wins:	7	May 19, 1998 – April 12, 1999
Most Consecutive Home Losses:	6	Aug. 15, 2020 – May 24, 2021
Most Consecutive Road Wins:	4	2x, last: May 13 – June 3, 2006
Most Consecutive Road Losses:	8	May 22 – Sept. 23, 2012

vs. Texas

Most Consecutive Home Wins:	9	Aug. 15, 1986 – July 8, 1987
Most Consecutive Home Losses:	8	Sept. 12, 1995 – Sept. 10, 1996
Most Consecutive Road Wins:	6	June 13, 2013 – May 17, 2014
Most Consecutive Road Losses:	6	July 16 – Sept. 12, 2004

PITCHERS AT THE PLATE

In 1997, with the introduction of Interleague Play, Blue Jays pitchers took their turn hitting. **Woody Williams** became the first Blue Jays pitcher to come to bat and also had the first hit, a single, in his second at-bat off Curt Schilling on June 13, 1997.

On June 21, 2003 at Montreal, **Mark Hendrickson** became the first Blue Jay pitcher to hit a home run in Interleague play (solo home off Sunny Kim).


Marcus Stroman made his mark as the only other Toronto pitcher to go deep, hitting a solo home run off Julio Teheran in Atlanta on May 18, 2017. The home run followed up a blast by catcher Luke Maile, forming the first back-to-back home runs by battery mates in the post-DH era (*courtesy Elias*).

Regular

Season	AVG	AB	R	H	2B	3B	HR	RBI	SH-SF	HBP	BB	SO	SB	SLG	OBP
1977-96	.000	1	0	0	0	0	0	0	0-0	0	0	0	0	.000	.000
1997	.118	17	1	2	1	0	0	0	0-0	0	2	5	0	.176	.211
1998	.100	20	0	2	0	0	0	0	2-0	0	1	4	0	.100	.143
1999	.053	19	0	1	0	0	0	0	2-0	0	1	10	0	.053	.100
2000	.071	28	0	2	0	0	0	0	0-0	0	1	14	0	.071	.103
2001	.188	16	0	3	1	1	0	1	5-0	0	0	6	0	.375	.188
2002	.100	20	1	2	0	0	0	0	2-0	0	0	5	0	.100	.100
2003	.214	28	5	6	1	0	1	3	0-0	0	0	8	0	.357	.214
2004	.000	20	0	0	0	0	0	0	3-0	0	0	10	0	.000	.000
2005	.000	18	1	0	0	0	0	0	1-0	0	0	7	0	.000	.000
2006	.105	19	1	2	0	0	0	0	0-0	0	0	8	0	.105	.105
2007	.211	19	0	4	0	0	0	1	0-0	0	1	7	0	.211	.250
2008	.000	16	0	0	0	0	0	0	3-0	0	0	5	0	.000	.000
2009	.000	20	0	0	0	0	0	0	2-0	0	0	13	0	.000	.000
2010	.111	18	1	2	1	0	0	1	1-0	0	1	10	0	.167	.158
2011	.091	22	1	2	0	0	0	2	0-0	0	1	10	0	.091	.130
2012	.150	20	2	3	0	0	0	0	1-0	0	0	8	0	.150	.150
2013	.095	21	3	2	1	0	0	1	3-0	0	2	6	0	.143	.174
2014	.080	25	2	2	0	0	0	0	1-0	0	0	13	0	.080	.080
2015	.143	21	0	3	0	0	0	0	2-0	0	2	7	0	.143	.217
2016	.071	28	3	2	0	0	0	0	4-0	0	1	0	0	.071	.103
2017	.048	21	1	1	0	0	1	2	2-0	0	0	11	0	.190	.048
2018	.208	24	2	5	1	0	0	0	0-0	0	1	15	0	.250	.240
2019	.118	17	2	2	0	0	0	0	0-0	0	1	10	0	.118	.167
2021	.000	17	0	0	0	0	0	0	3-0	0	0	7	0	.000	.000
Totals	.099	495	25	49	6	1	2	11	37-0	0	15	209	0	.127	.125

*The universal DH rule was in effect for the 2020 season, and put permanently into place in 2022.





NATIONAL BASEBALL HALL OF FAME AND MUSEUM

25 Main Street, Cooperstown, New York 13326

Phone: (607) 547-7200

Public Relations: (607) 547-0215

E-mail address: info@baseballhall.org

Website: baseballhall.org

Summer Hours: Memorial Day Weekend - Labor Day Weekend: 9 a.m. to 7 p.m.

Regular Hours: 9 a.m. to 5 p.m.

Holiday Closings: Thanksgiving Day, Christmas Day, and New Year's Day.

DIRECTORY: Jane Forbes Clark (Chairman), Josh Rawitch (President), Shilpa Ketharaju (Vice President Finance and Administration/Chief Financial Officer), Sean Gahagan (Vice President, Retail Merchandising & Licensing), Ken Meifert (Vice President, Sponsorship & Development), Ryan Selzner (Vice President, People and Culture)
PR CONTACTS: Jon Shestakofsky (Vice President, Communications & Education) and Craig Muder (Comm. Director)

HALL OF FAME WEEKEND 2023: July 21-24

Class of 2023: Fred McGriff and Scott Rolen

Awards Presentation: Sat. July 22 **Induction:** Sun. July 23, 1:30 p.m. ET, Clark Sports Center

BLUE JAYS IN THE HALL OF FAME

With the election of Scott Rolen in 2023, a total of nine former players, one manager and one executive in the Hall of Fame spent some of their professional careers with the Toronto Blue Jays. Rolen played for the Blue Jays in 2008 and 2009. Roy Halladay pitched for the Blue Jays from 1998-2009, earning six All-Star Game selections and the 2003 AL Cy Young Award. Bobby Cox managed the Blue Jays from 1982-85 and Frank Thomas played for the Blue Jays from 2007-08. Roberto Alomar spent five seasons (1991-1995) with the Blue Jays and was the first player to enter the Hall of Fame (in 2011) wearing a Blue Jays cap, while 2011 electee Pat Gillick joined the team's front office in 1978 and led the Jays to World Series titles in 1992 and 1993. Others with Jays ties include Rickey Henderson (1993), Paul Molitor (1993-1995), Jack Morris (1992-93), Phil Niekro (1987) and Dave Winfield (1992). For more information on Blue Jays in the Hall of Fame, visit the "Hall of Famers" team pages at www.baseballhall.org.

NOTABLE BLUE JAYS ARTIFACTS IN COOPERSTOWN

- Batting gloves worn by Cavan Biggio on Sept. 17, 2019, when he hit for the cycle.
- Jersey worn by Russell Martin on Canada Day 2017.
- Cap worn by Yan Gomes on May 17, 2012 when he became the first Brazilian to appear in an MLB game.
- Jersey worn by Frank Thomas to hit his 500th HR on June 28, 2007.
- Bat used by Carlos Delgado to hit four home runs in one game on Sept. 25, 2003.
- Bat used by Cliff Johnson to set a record for most career pinch hit home runs (19).
- Ball from Roger Clemens' 200th career win against the New York Yankees on May 21, 1997.
- Bat used by Joe Carter to hit his game-winning home run in Game 6 of the 1993 World Series against the Philadelphia Phillies.



Batting gloves worn by Cavan Biggio on Sept. 17, 2019, when he hit for the cycle.

A LOOK AHEAD TO 2024

Ballots for the 2024 Hall of Fame/BBWAA election will be distributed following the 2023 season with the results from the voting scheduled to be announced in January 2024. A partial list of first-year candidates for election includes Adrián Beltré, Joe Mauer, Chase Utley and David Wright. Historical information on past BBWAA elections and the election process can be accessed at www.baseballhall.org or by contacting the Hall of Fame Communications department.

CONNECT TO COOPERSTOWN

- For up-to-the-minute news from Cooperstown, visit at www.baseballhall.org. Stay up-to-date on all the activity at the Hall of Fame's official site, on Twitter @baseballhall and through social networking on Facebook, Instagram and YouTube.
- If you would like to receive interesting stories and timely news items direct from the Hall of Fame and get the inside track on the latest happenings in Cooperstown, sign up for *Inside Pitch*. There's no cost to receive our weekly electronic newsletter in your e-mail box at home or work and it's easy to enroll: Just log on to www.baseballhall.org/media/museum-facts.
- If you have an interest in receiving *Around The Horn*, the Hall's monthly media newsletter, please send an e-mail to info@baseballhall.org. Be sure to include your name, name of organization and e-mail address. Or visit www.baseballhall.org/media-info.

RESEARCH ASSISTANCE

The Hall of Fame is pleased to provide assistance in baseball research and members of the media are encouraged to utilize this valuable baseball resource whenever necessary by calling the Public Relations department at (607) 547-0215, or the Library Reference desk at (607) 547-0330.



PLAYER DEVELOPMENT

RICKY TIEDEMANN

PLAYER DEVELOPMENT

BIographies

LAST SEASON

HISTORY

RECORDS

OPPONENTS

PLAYER DEV.

MEDIA & MISC.



JOE SCLAFANI **DIRECTOR, PLAYER DEVELOPMENT**

Joe Sclafani is entering his eighth season with the Blue Jays and his second as Director, Player Development, having served the prior three years as Assistant Director. He joined the organization after playing four years (2012-2016) in the Houston Astros organization, culminating in a Triple-A national championship in 2015. Sclafani participated in the Arizona Fall League in 2014, helping the team to the AFL championship. He was also a member of Team USA in the fall of 2015, taking home a silver medal in the inaugural Premier 12 tournament in Taiwan and Japan. In 2018, he was inducted into the "Wearers of the Green", Dartmouth College's Athletic Hall of Fame. In his current role, Sclafani leads the day-to-day operations and systems of the player development department, and helps drive the creation and implementation of development plans for each player in the Minor League system.



CHARLIE WILSON **DIRECTOR, MINOR LEAGUE OPERATIONS**

Born and raised in Toronto, Charlie Wilson graduated from Trinity College School in Port Hope, Ontario, in 1992. There he was a member of the school's football, rugby and downhill skiing teams, and also played amateur baseball in Toronto in the summers. He then attended Bishops University in Lennoxville, Quebec. Wilson first joined the organization working the summer seasons in the Public Relations Department between 1993-1996, while continuing his post-secondary studies at Bishops University. Shortly after his graduation from Bishops, he joined the club's Baseball Operations Department as a Baseball Assistant, working specifically in player development and scouting, and was promoted to the position of Scouting Coordinator in December, 2000. Wilson worked in that capacity until August 20, 2003, when he was elevated to the position of Manager, Minor League Operations. On October 9, 2009, he was appointed to his current position where he oversees the day-to-day operations of the Blue Jays' farm system. Wilson was honoured with the 2015 Howard Starkman Award, granted annually to the Employee of the Year for the Toronto Blue Jays Baseball Club who best exemplifies the values of integrity, innovation, accountability, teamwork and a passion for winning. Residing in Toronto, he is married and has four children.



REED KIENLE **ASSISTANT DIRECTOR, PLAYER DEVELOPMENT**

Reed Kienle is going into his first season in this role. He has been with the Blue Jays since 2019, where he started as a PD Intern. Prior to joining the organization he completed his MBA with a certification in Business Analytics from Cal Poly – San Luis Obispo. In 2017, Reed finished his collegiate baseball career at Menlo College, a small NAAIA school in Palo Alto, CA. From 2020 through 2022, he was heavily involved with the Blue Jays Minor League hitting department, working closely with the hitting coordinator and hitting coaches to drive innovative processes improvements as it related to the development of hitters. The native of Gilroy, CA, now resides in the Dunedin area and works out of the PDC.



TIM RAINES **SPECIAL ASSISTANT TO PLAYER DEVELOPMENT**

Born September 13, 1959 in Sanford, FL, 2023 marks Tim Raines' 11th season with the Blue Jays and his sixth in this role. He previously held the position of Outfield/Baserunning Coordinator from 2013-2017. Raines was inducted into the Baseball Hall of Fame on July 30, 2017, and was also inducted into the Canadian Baseball Hall of Fame in 2013. The outfielder spent 23 seasons in the Major Leagues with Montreal (1980-1990, 2001), Chicago-AL (1991-1995), New York-AL (1996-1998), Oakland (1999), Baltimore (2001) and Florida (2002). He hit .294 (2,605 hits) with 170 home runs, 980 RBI, 808 stolen bases and a .385 OBP. Among the all-time leaders, he ranks fifth in stolen bases, 38th in walks and is tied for 80th in hits. Raines had his #30 uniform retired by the Expos on June 19, 2004. He made his managerial debut with Class-A Brevard County in the Expos' organization, posting a 53-72 record in 2004. He then spent three seasons in the White Sox' system, including two with the Major League club from 2005-2006. In 2005, Raines was the First Base Coach on the World Series Championship team and was Bench Coach in 2006. He now has four children and resides just outside of Phoenix, Arizona.



DEVON WHITE **SPECIAL ASSISTANT TO PLAYER DEVELOPMENT**

Devon White enters his first season as Special Assistant to Player Development. He made his coaching debut with the Triple-A Buffalo Bisons in 2017 and then moved into the role of Position Coach for the 2018-2022 campaigns. Prior to joining the Blue Jays, the centerfielder served as outfield and baserunning coordinator for Washington (2008-2010) and baserunning coordinator for the Chicago White Sox (2011-2012). The native of Kingston, Jamaica, was drafted by the Los Angeles Angels in 1981 and traded to the Blue Jays in 1990. He then won two World Series Championships with Toronto in 1992 and 1993, and added another ring with Florida in 1997. White was named an All-Star on three occasions during his 17-year Major League career, claiming seven Gold Glove Awards along the way.





RYAN MITTLEMAN
DIRECTOR, PROFESSIONAL SCOUTING

Ryan Mittleman joined the organization in 2005 as Manager of Baseball Information in the communications department. He then moved into the scouting department in 2006 and spent the next five seasons as the Coordinator of Amateur Scouting. Mittleman became Assistant Scouting Director in 2011 before spending 2012 as a Pro Scout, and spent 2013-2014 as Coordinator of Advance Scouting and Video. Mittleman served as Major League Advance Scouting Coordinator from 2015-2016, providing advance scouting and handling in-game replay operations, and was named to his current position on January 4, 2017, where he oversees the direction of all professional scouts in the organization. Born in Providence, Rhode Island, he has resided in Toronto since 1985. Mittleman excelled in hockey, playing on the US under-17 and

under-18 teams, winning silver medals with both squads while leading the under-17 club in goals. He attended Boston College, and played Division I hockey for the Eagles from 1995-1997.



SHANE FARRELL
DIRECTOR, AMATEUR SCOUTING

Shane Farrell is entering his fourth season with the organization, having joined the Blue Jays in January, 2020. He works with Tony Lacava to oversee the Amateur Scouting process and also collaborates with the High Performance, Research & Development, and Player Development departments to advance information streams and help integrate players into the Blue Jays Minor League system. Farrell previously worked for the Chicago Cubs as a West Coast Crosschecker. He started in the Cubs' front office in 2012 as an Amateur Scouting Assistant before becoming an Area Scout in 2017. Farrell was raised in a baseball family – his father, John, is a former Blue Jays Manager; his older brother, Jeremy, is the Director of Player Development with the Cincinnati Reds; his younger brother, Luke, has pitched for the Royals, Reds, Cubs,

Rangers, and Twins over the course of his six-year career; and Shane was drafted by the Blue Jays in the 46th round of the 2011 Draft. He currently resides in Dunedin, FL, with his wife, Elizabeth, and daughters, Payton and Palmer.



JOSE "SANDY" ROSARIO
DIRECTOR, INTERNATIONAL OPERATIONS

Jose Sandy Rosario Valdez resides in his hometown of Santo Domingo, Dominican Republic, with his wife and three children: Joshua, Claudia, and Sandy Jr. He played as an amateur in the Parallel League and served as a bullpen catcher for the DSL Pirates in 1994. He studied engineering at the University Autonoma of Santo Domingo and completed his degree in 2000. Rosario worked with the Montreal Expos from February, 2002 until October, 2006 as Director of Scouting and Development in the Dominican. He then went to the Mets as an Area Scout in November, 2006 until October, 2011. Rosario joined the Toronto Blue Jays as Director of Scouting, Dominican Republic in November of 2011, served as Director, Latin America Operations from February of 2016 until he was promoted to his current role of Director,

International Operations on November 19, 2018. He has participated in the signings of players such as: Atahualpa Severino, Michael Martinez, Henry Mejia, Juerys Familia, Armando Rodriguez, Juan Jaime, Miguel Castro, Lourdes Gurril Jr., Richard Ureña, Jose Fernandez, Yimi Cordero, and Vladimir Guerrero Jr.



LORENZO PEREZ
SUPERVISOR, INTERNATIONAL SCOUTING

Lorenzo Antonio Pérez enters his second season as Supervisor, International Scouting. He was born on February 1, 1979 in Salcedo, Dominican Republic. Perez studied Business at OIM University and played amateur baseball. He has been an International Scout for 17 years, the longest tenure in Toronto's international scouting department. He has been covering México, Colombia, Venezuela and Panamá, and has played an integral role in the evaluation and signing of all Dominican players in the Blue Jays' system.



LUIS NATERA
SUPERVISOR, DOMINICAN SCOUTING

Luis Natera was promoted to his current position in 2021, supervising the evaluation of all amateur players in the Dominican. He started his scouting career with the Blue Jays in 2014 as the Dominican Republic Video Coordinator and was promoted to Area Scout in 2016. Natera also plays a vital role for the Dominican Winter League Toros del Este, working in their baseball operations department and advanced scouting, and won a championship with them in 2020. His father, Luis Octavio Natera, was a Major League Hitting Coach with the Mets in 2014. Natera signed with the New York Mets in 2009 and played one season of professional baseball with New York's Dominican Summer League squad. He was born in San Pedro, Dominican Republic, where he now lives with his wife and daughter.



JOSE CONTRERAS
VENEZUELAN SCOUTING SUPERVISOR

José Aurelio Contreras Molina was signed by the Montreal Expos in 2001 and played in Montreal's system for five years, reaching the A-ball level. He also played in the St. Louis Cardinals' system in 2007 and joined the Quebec Capitals of the Can-Am League in 2008. Contreras worked as a scout and infield coach for the New York Mets from 2010-2011 before joining the Blue Jays in 2012 as a scout and coach in Latin America. He also served as a First Base Coach for the Guaira Sharks in the Venezuelan professional league in 2016. Contreras was promoted to his current position in January of 2018 and now lives with his wife and two daughters in Caracas, Venezuela.



AARON ACOSTA
MEXICAN SCOUTING SUPERVISOR

Aaron Acosta played 20 years of professional baseball in the Mexican (summer) Baseball League (LMB) and 13 years in the Mexican (Winter) Pacific League (LMP). He appeared in two all-star games in the LMB and one all-star game in the LMP. He was named Pitcher of the Year while with the Venados of Mazatlán in 1994. He played in the Caribbean Series in 1995 with San Juan, Puerto Rico and 1998 with Puerto La Cruz, Venezuela. Acosta retired as a player in 2010 and started working with the Venados of Mazatlán as a scout. He went on to work for the Tampa Bay Rays as a scout from 2013 to 2016. Acosta studied mechanical electrical engineering at the University of Veracruzana. He was named to his current position with the Blue Jays in 2016.



HARRY EINBINDER
ASSISTANT DIRECTOR, INTERNATIONAL SCOUTING

Harry Einbinder was promoted to his current position for the 2023 season, having served as Manager, Amateur & International Scouting since 2017. He originally joined the Blue Jays in the ticket sales department in 2005 and moved into Baseball Operations as an intern in 2008 before being appointed to Assistant, Baseball Research in 2009. Einbinder became Scouting Coordinator in 2010 and remained in that role until 2015, when he served as Coordinator, Advance Scouting and Video. In 2007, he worked at the Mexican Baseball Academy in El Carmen, Nuevo Leon, Mexico. Born in New York, NY, Einbinder graduated from Cornell and earned his MBA at the University of Toronto. He holds dual citizenship and lives in Toronto with his wife and two daughters.



FRANCISCO PLASENCIA
SCOUTING COORDINATOR, SOUTH AMERICA

Francisco Plasencia evaluates players in Venezuela in addition to supervising operations in Nicaragua, Panama, Colombia, Brazil, Curacao, and Aruba. He started working for the Blue Jays as an Area Scout in 2015 and was promoted to current role in 2020. His signed players include Gabriel Moreno, Alejandro Melean, Dahian Santos, and Yhoangel Aponte. Francisco played in the Brewers' and Nationals' systems from 2001-2010 as well as Winter Ball for Tiburones de La Guaira and Aguilas de Zulia. He now resides in Valencia, VZ, with his wife and four children.



KORY LAFRENIERE
ASSISTANT DIRECTOR, AMATEUR SCOUTING

Kory Lafreniere is entering his 10th season with the Blue Jays in Toronto. He was promoted to his current role for the 2023 campaign after spending the previous three seasons as Manager, Amateur Scouting, which followed four years as Scouting Coordinator. He works closely with the amateur scouting staff and front office in preparation for the amateur draft. Prior to joining the Blue Jays in Toronto, Lafreniere interned with two Blue Jays affiliates, Vancouver and Bluefield, and the Toronto Raptors. Born and raised in Sault Ste. Marie, ON, Lafreniere graduated from Laurentian University in 2013 with an Honours Bachelor of Commerce in Sports Administration.



PROFESSIONAL SCOUTS



Matt Anderson
Player Personnel
Coordinator



John Babocsi
Player Personnel
Analyst



Blake Bentley
Player Personnel
Coordinator



Kevin Briand
Professional Scout



Sal Butera
Major League Scout



Carson Cistulli
Player Personnel
Manager



Justin Coleman
Professional Scout



Megan Evans
Professional
Scouting & Baseball
Operations Assistant



Tommy Farah
Pro Scouting Analyst



Adam Guttridge
Player Personnel
Specialist



Jon Lalonde
Player Personnel
Manager



Bryan Lee
Baseball Operations
Coordinator



Marc Lippman
Player Personnel
Coordinator



Nick Manno
Player Personnel
Manager



David May Jr.
Professional Scout



Tim Rooney
Player Personnel
Coordinator



Hideaki Sato
Coordinator, Pacific
Rim Operations



Dean Steinman
Professional Scout



Brent Urcheck
Player Personnel
Manager



Stephen Yoo
Professional Scout

BIOGRAPHIES

LAST SEASON

HISTORY

RECORDS

OPPONENTS

PLAYER DEV.

MEDIA & MISC.



AMATEUR SCOUTS



C.J. Ebarb
*National
Crosschecker*



Brian Johnston
*Amateur &
International
Crosschecker*



Jamie Lehman
*Regional
Crosschecker*



Greg Runser
*Regional
Crosschecker*



Noah St. Urbain
*Regional
Crosschecker*



Paul Tinnell
*Amateur
Crosschecker*



Michael Youngberg
*Regional
Crosschecker*

10 HOME RUN GAME

The Blue Jays etched a page in the MLB record book with a 10-homer performance against the Baltimore Orioles on Sept. 14, 1987. Following is a list of highlights from that game:

In the 18-3 victory the Blue Jays received homers from Ernie Whitt (3), Goerge Bell (2), Rance Mulliniks (2), Fred McGriff (1), Rob Ducey (1) and Lloyd Moseby (1). The clubs combined to hit 11 home runs in the game, to tie the Major League mark. A club record of 53 total bases in the game was set, which is tied for 5th most all-time.



AREA SCOUTS



Adam Arnold
Phoenix, AZ



Joey Aversa
Fountain Valley, CA



Coulson Barbiche
Midlothian, VA



Brandon Bishoff
Tampa, FL



Tom Burns
Harrisburg, PA



Adrian Casanova
Miami, FL




Tony Cho
Sacramento, CA



Chris Curtis
Houston, TX



Ryan Fox
Yakima, WA



Pat Griffin
Toronto, ON



Pete Holmes
Boston, MA



Matt Huck
Chicago, IL



Jim Lentine
San Clemente, CA



Nate Murrie
Bowling Green, KY



Don Norris
Hoover, AL



Matt O'Brien
Clermont, FL



Wes Penick
Clive, IA



Max Semler
Dallas, TX



Bud Smith
Lakewood, CA



Mike Tidick
Statesboro, GA

BIOGRAPHIES

LAST SEASON

HISTORY

RECORDS

OPPONENTS

PLAYER DEV.

MEDIA & MISC.



AMATEUR SCOUTING STAFF

BIOGRAPHIES

LAST SEASON

HISTORY

RECORDS

OPPONENTS

PLAYER DEV.

MEDIA & MISC.



Calvin Culver
Development Scout



Brad Jacob
Development Scout



Jay Lapp
Canadian Scout



Chris Lionetti
Amateur Scout



Matthew McCue
Scouting Assistant



Jasmin Roy
Canadian Scout



Roberto Santana
Puerto Rican Scout



Rene Tosoni
Canadian Scout



Chris Weikel
Amateur Analyst



Spencer Witte
Amateur Pitching Analyst



INTERNATIONAL SCOUTS



Tyler Baldwin
Assistant,
International
Operations



Franklin Briceno
International Video
Coordinator -
Caracas, VZ



Alexis De La Cruz
Santo Domingo, DR



**Luciano Del
Rosario**
Santo Domingo, DR



Oscar Delgado
Oriente, VZ



Enrique Falcon
Cartagena, COL



Jhoan Gomez
Mao, DR



Miguel Leal
Maracay, VZ



Alirio Ledezma
Maracaibo, VZ



Jose Natera
San Pedro de
Macoris, DR



Manuel Parra
International Video
Assistant



Julio Ramirez
Coordinator,
International Scouting



Enmanuel Rojo
Santo Domingo, DR



Daniel Sotelo
Managua, NIC



Alex Zapata
Colon, PAN

BIOGRAPHIES

LAST SEASON

HISTORY

RECORDS

OPPONENTS

PLAYER DEV.

MEDIA & MISC.




2023 MINOR LEAGUE INSTRUCTORS

DUNCAN, Eric

Field Coordinator

- Eric Duncan begins his first season with Toronto as Field Coordinator, leading defense, baserunning, and practice design initiatives...Served as Major League Quality Control Coach for the Miami Marlins last season, following several years on their Major League staff in hitting-focused roles, including Hitting Coach from 2020-2021...Coached at Seton Hall University from 2013-2016 before taking on Hitting Coach duties with the Advanced-A Tampa Yankees from 2017-2018.
- Attended the Seton Hall University and went on to play in the minors for the Yankees (2003-2009), Braves (2010), Cardinals (2011), and Royals (2012), reaching as high as Triple-A from 2006-2009.



MANAGERIAL/COACHING CAREER

2017-18	Hitting Coach, Tampa, Florida State League (Yankees)
2019	Hitting Coordinator & Assistant Hitting Coach, Miami Marlins
2020-21	Hitting Coach, Miami Marlins
2022	Major League Quality Control Coach, Miami Marlins
2023-	Field Coordinator, Toronto Blue Jays

TAMARGO Jr., John

Short-Season Field Coordinator

- Entering his fourth year in the role of Short-Season Field Coordinator, in which he primarily works with the GCL and DSL affiliates, and will focus on team environment, competitive culture, team fundamentals, in-game strategies and base running...2023 marks his 14th season with the organization, having served as a Hitting Coach, Manager, Hitting Coordinator and Latin American Field Coordinator...Also spent five years coaching within the Astros' system, from 2004-2008.
- Attended the University of Florida and played seven Minor League seasons with the Mets and Astros, reaching as high as Triple-A.



MANAGERIAL/COACHING CAREER

2004	Position Coach, Carolina League (Astros)
2005-08	Hitting Coach, Corus Christi, Texas League (Astros)
2010-11	Hitting Coach, Lansing, Midwest League (Blue Jays)
2012-14	Manager, Lansing, Midwest League (Blue Jays)
2015	Hitting Coach, Dunedin, Florida State League (Blue Jays)
2016	Manager, Vancouver, Midwest League (Blue Jays)
2017-18	Manager, DSL Blue Jays (Blue Jays)
2019	Latin American Field Coordinator, Toronto Blue Jays
2020-	Short-Season Field Coordinator, Toronto Blue Jays

PARRY, Craig

Hitting Coordinator

- Craig Parry joins the organization this year as Hitting Coordinator, coming over from Abilene Christian University where he served as Hitting Coach for four years...Has also coached with Miles Community College, Sacramento State University, Dallas Baptist University, Southern Arkansas University, and the University of Arkansas.
- Graduated from South Dakota State University and then landed a Masters in Sport Administration from American Public University...Played at Miles Community College and South Dakota State University before he was drafted by the Pittsburgh Pirates in 2008...Played in 63 Minor League games from 2008-2009 at the Rookie and Class-A levels.



MANAGERIAL/COACHING CAREER

2023-	Hitting Coordinator, Toronto Blue Jays
-------	--

SOLANO, Danny

Infield Coordinator

- Going into his seventh season in this role...Joined the coaching ranks, assisting with the Blue Jays Extended Spring Training program at the end of the 2006 season, before becoming a coach with the Gulf Coast squad...In 2012, assisted Chad Mottola with Hitting Coach duties at Triple-A Las Vegas...Spent 2015-2016 as Minor League Infield Coach before assuming the role of Infield Coordinator in 2017.
- Signed as an undrafted free agent by Texas in 1996...Then signed with Toronto in May of 2002...Played nine seasons in the minors, reaching Triple-A while with Syracuse from 2004-2006...In 861 career games, posted a .248 average with 32 home runs and 292 RBI...Played 99 games at 2B, 198 at 3B and 529 at SS.



MANAGERIAL/COACHING CAREER

2007-11	Coach, Gulf Coast League (Blue Jays)
2012	Assistant Hitting Coach, Las Vegas (Blue Jays)
2013-14	Coach, Gulf Coast League (Blue Jays)
2015-16	Minor League Infield Coach, (Blue Jays)
2017-	Infield Coordinator (Blue Jays)

BIographies

LAST SEASON

HISTORY

RECORDS

OPPONENTS

PLAYER DEV.

MEDIA & MISC.



POPHAM, Cory

Pitching Coordinator

- Taking on the role of Pitching Coordinator for the 2023 season...Signed on to serve as Pitching Coach of the GCL Blue Jays for the cancelled 2020 season, while also handling the role of Pitching Development Coordinator for the organization from 2020-2022...Spent his 2019 campaign with Dominican Summer League squad as an Assistant Pitching Coach...Was Pitching Coach for the NCAA Division II Post Eagles in 2018.
- Pitched for two seasons (2013 and 2015) at the University of the Pacific in Stockton, CA.

MANAGERIAL/COACHING CAREER

2019	Assistant Pitching Coach, GCL Blue Jays, Gulf Coast League (Blue Jays)
2020-22	Pitching Development Coordinator, Toronto Blue Jays
2023-	Pitching Coordinator, Toronto Blue Jays



HERRMANN, Frank

Pitching Development Coordinator

- Frank Herrmann is taking on the role of Pitching Development Coordinator for the 2023 season... Joined Toronto's pro scouting department in 2021 and contributed to player development until being named to his current role.
- Graduated from Harvard University in 2006...Was a non-drafted free agent and signed with Cleveland in 2005...Played professionally for 16 seasons, reaching the majors with Cleveland (2010-2012) and Philadelphia (2016), before spending five years in the NPB.

MANAGERIAL/COACHING CAREER

2023-	Pitching Development Coordinator, Toronto Blue Jays
-------	---



PAUL, Josh

Catching Coordinator

- Josh Paul enters his first year with the Blue Jays as Catching Coordinator...Spent the past three seasons with the Tigers as their Major League Quality Control Coach and Catching Coach... Served as Bench Coach for the Angels from 2018-2019...Worked for nine years in the Yankees' system as a Minor League Manager (2009-2010), Professional Scout (2011-2014), and Catching Coordinator (2015-2017).
- Drafted in the 2nd round by the White Sox out of Vanderbilt University in 1996...Played as a Major League catcher over nine seasons (1999-2007) for the White Sox, Angels, Cubs, and Rays, batting .244 over 321 contests.

MANAGERIAL/COACHING CAREER

2009-10	Manager, Staten Island, New York-Penn League (Yankees)
2015-17	Catching Coordinator, New York Yankees
2018-19	Bench Coach, Los Angeles Angels
2020-22	Major League Quality Control Coach & Catching Coach, Detroit Tigers
2023-	Pitching Development Coordinator, Toronto Blue Jays



BIOGRAPHIES

LAST SEASON

HISTORY

RECORDS

OPPONENTS

PLAYER DEV.

MEDIA & MISC.



MINOR LEAGUE AFFILIATES

BUFFALO BIONS

INTERNATIONAL LEAGUE, EAST DIVISION

Sahlen Field

One James D. Griffin Plaza, Buffalo, NY 14203

Phone (716) 846-2000
 Fax (716) 852-6530
 Website www.bions.com
 Email info@bions.com
 Owner/Senior Chairman Robert E. Rich Jr.
 Chairman/Rich Products Corporation Exec. Chairman,
 R.E.G. Melinda R. Rich
 President/Rich Entertainment Group, Senior VP, Finance &
 Family Office Joseph W. Segarra
 President, Rich Baseball Operations Michael Buczkowski
 Vice President, Operations & Finance Kevin Parkinson
 Vice President, Food Service Operations Robert Free
 General Manager Anthony Sprague
 Vice President, Secretary William G. Gisel Jr.
 Corporate Counsel Jill K. Bond, William E. Grieshaber Jr.
 Assistant GM/Marketing & PR Brad Bisbing
 Executive Assistant Tina Leshner
 Director, Corporate Sales Jim Harrington
 Director, Sales Geoff Lundquist
 Director, Ticket Office Operations Mike Poreda
 Director, Stadium Operations Brian Phillips
 RBO Retail, Licensing & Entertainment Manager Theresa Cerabone
 "Voice of the Bions"/Media, Baseball Communications
 Pat Malacaro
 Digital & Social Content Coordinator Marissa Packard
 Graphic Designer Ally Marciano
 Entertainment & Promotions Coordinator Amanda Ballester
 Video & Digital Productions Coordinator C.J. Gates
 General Manager, Food Service Operations Sean Regan
 Commissary Manager Eugene Steele
 Supervisor, Food Service Operations Curt Anderson

Manager, Pub at the Park Kailey Gyorffy
 Kitchen Manager, Pub at the Park Dean Williams
 Community Relations/Receptionist Gail Hodges
 Accounting Manager, Rich Baseball Operations
 Chas Fiscella
 Accountant Amy Delaney
 Payroll Administrator Tori Dwyer
 Ticket Office & Sales Coordinator Kim Milleville
 Account Executive Sara Acker
 Account Executive Mark Gordon
 Account Executive Shaun O' Lay
 Chief Engineer Gerald Hamilton
 Engineers Mark Becht, Jonathan Pappagallo
 Head Groundskeeper Kelly Rensel
 Home Clubhouse/Baseball Operations Scott Leshner
 Assistant Clubhouse Manager TBD
 Manager Casey Candaele
 Pitching Coach Tim Norton
 Hitting Coach Matt Hague
 Position Coach Justin Echevarria
 Development Coach Jake McGuiggan
 Bullpen Coach Carson Phillips
 Head Athletic Trainer Caleb Daniel
 Strength and Conditioning Coach Justin Batchner
 Asst. Strength and Conditioning Coach Roswell Del Rosario
 Physical Therapist Joe Hallock
 Senior Dietitian Kara Terry
 Mental Performance Coach Rob DiBernardo
 Stadium Sahlen Field
 Seating Capacity 16,600
 Outfield Distances LF-325, CF-404, RF-325, LCF-371,
 RCF-367

NEW HAMPSHIRE FISHER CATS

EASTERN LEAGUE, NORTHEAST DIVISION

Delta Dental Stadium

One Line Drive, Manchester, NH 03101

Phone (603) 641-2005
 Fax (603) 641-2055
 Website www.nfishercats.com
 Email info@nfishercats.com
 Ownership Operated by DSF Sports and NHFC LLC
 Member Arthur P. Solomon
 Managing Member/CEO Rick Brenner
 Member Tom Silvia
 General Manager Michael Neis
 Executive Director, Finance Rich Engler
 Senior Vice President, Sales Jeff Tagliaferro
 Executive Director, Facilities Shawn Greenough
 Director, Ticket Sales & Service Stephanie O'Quinn
 Manager, Ticket Service Nate Newcombe
 Manager, Box Office Derek Dingley
 Manager, Broadcasting & Media Relations Steve Goldberg
 Radio Broadcasters Steve Goldberg,
 Bob Lipman, Gareth Kwok
 Manager, Graphic Design & Production Amy Cecil
 Manager, Facilities Kevin Sweeney
 Head Groundskeeper Mike Georgiadis
 Manager, Merchandise Jacob Madsen

Coordinator, Corporate Sales & Promotions Andrew Marais
 Ticket Sales Account Executive Caleb Baum
 Ticket Sales Account Executive Darrin Messier
 Account Executive Jared Brescia
 Account Executive Nathan Ward
 Special Assistant, Front Office Manager Aubrey Smith
 Manager Cesar Martin
 Pitching Coach Drew Hayes
 Hitting Coach Mitch Huckaback
 Position Coach Chris Schaeffer
 Development Coach Matt von Roemer
 Bullpen Coach Anthony Gomez
 Head Athletic Trainer Luke Greene
 Strength and Conditioning Coach Casey Callison
 Asst. Strength and Conditioning Coach Phil Tomassi
 Senior Dietitian Kara Terry
 Mental Performance Coach Raul Pimentel
 Home Clubhouse Manager Jake Schettine
 Stadium Delta Dental Stadium
 Capacity 6,500
 Outfield Distances LF-326, CF-400, RF-306

BIOGRAPHIES

LAST SEASON

HISTORY

RECORDS

OPPONENTS

PLAYER DEV.

MEDIA & MISC.



VANCOUVER CANADIANS

NORTHWEST LEAGUE

Nat Bailey Stadium
4601 Ontario Street, Vancouver, BC V5V 3H4

Phone (604) 872-5232
 Fax (604) 872-1714
 Website www.canadiansbaseball.com
 Email staff@canadiansbaseball.com
 Operated By Vancouver Professional Baseball LLP
 Principal Owner & Managing General Partner Jake Kerr
 Partner Jeff Mooney
 President Andy Dunn
 Vice President of Sales & Marketing Walter Cosman
 General Manager Allan Bailey
 Assistant General Manager Stephani Ellis
 Financial Controller Brenda Chmiliar
 Manager, Broadcasting & Media Relations Tyler Zickel
 Manager, Ticket Operations Steven Maisey
 Coordinator, Accounting Charlene Shamku
 Coordinator, Marketing Kendra Chin

Manager, Ballpark Operations Charles O'Neill
 Head Groundskeeper Levi Weber
 Manager Brent Lavallee
 Bench Coach Danny Canellas
 Pitching Coach Joel Bonnett
 Hitting Coach Ryan Wright
 Position Coach Ashley Stephenson
 Bullpen Coach Austin Bibens-Dirkx
 Head Athletic Trainer Roelvis Vargas
 Strength and Conditioning Coach Tommy LaBriola
 Dietitian Yuka Sanui
 Mental Performance Coach Raul Pimentel
 Home Clubhouse Manager Jesse Mendez
 Stadium Nat Bailey Stadium
 Capacity 6,413
 Outfield Distances LF-320, CF-385, RF-335

DUNEDIN BLUE JAYS

FLORIDA STATE LEAGUE, WEST DIVISION

TD Ballpark
373 Douglas Ave., Dunedin, FL 34698

Phone (727) 733-9302
 Fax (727) 734-7661
 Website www.dunedinbluejays.com
 Email dunedin@bluejays.com
 Director, Florida Operations Shelby Nelson
 General Manager Desiree Ellison
 Accounting Manager Gayle Gentry
 Communications and Admin Specialist Andrew Thriffley
 In-Game Entertainment & Community Relations Specialist
 Matthew Woak
 Retail Sales and Operations Specialist Zach Bare
 Coordinator, Ticket Operations, Sales & Service, Mitch Albright
 Coordinator, TD Ballpark Facilities & Operations
 Evan Kaminski
 Administrative Assistant Dea Jones

Head Superintendent Patrick Skunda
 Manager Donnie Murphy
 Bench Coach George Carroll
 Pitching Coach Cory Riordan
 Hitting Coach Matt Young
 Development Coach Petr Stribrcký
 Bullpen Coach Yoel Hernandez
 Head Athletic Trainer Brandon Hammerstrom
 Strength and Conditioning Coach Joseph Cardona
 Dietitian Katarina Mangieri
 Mental Performance Coach John Lannan
 Stadium TD Ballpark
 Capacity 8,500
 Outfield Distances LF-328, CF-400, RF-328

FCL BLUE JAYS

FLORIDA COMPLEX LEAGUE, NORTH DIVISION

Toronto Blue Jays Player Development Complex
3031 Garrison Road, Dunedin, FL 34698

Phone (727) 734-8007
 Fax (727) 734-8162
 Manager Jose Mayorga
 Pitching Coach Antonio Caceres
 Pitching Coach Brendan Kelly
 Pitching Coach Adrian Martin
 Hitting Coach Paul Elliott
 Hitting Coach Corey Hart
 Hitting Coach Fred Landers
 Hitting Coach Jaime Lever

Position Coach Delta Cleary Jr.
 Position Coach Ashley Ponce
 Coaching Assistant Daniel Tucker
 Head Athletic Trainer Alain Pacheco
 Athletic Trainer Jon Woodworth
 Strength and Conditioning Coach Bailey Forst
 Strength and Conditioning Coach Edwin Ortiz
 Dietitian Michael Clooney
 Mental Performance Coach Erika Monsalve
 Home Field Player Development Complex

DSL BLUE JAYS

DOMINICAN SUMMER LEAGUE

D.R. Academy
Boca Chica, Dominican Republic

Manager Andy Ferrin
 Bench Coach Deiferson Barreto
 Pitching Coach Robelin Bautista
 Hitting Coach Ricardo Nanita
 Position Coach Jose Mateo
 Position Coach Jair Morelos
 Position Coach Luis Silva
 Assistant Pitching Coach Rafael Monsion
 Coach Pepo Fortunado

Coach Ramon Marte
 Head Athletic Trainer Frank Esposito
 Athletic Trainer Ysidro Reyes
 Athletic Trainer Rob Shifrin
 Strength and Conditioning Coach Imbewer Alvarez
 Assistant Strength and Conditioning Coach Abmael Lebron
 Dietitian Michael Clooney
 Mental Performance Coach Erika Monsalve
 Home Field Player Development Complex

BIOGRAPHIES
 LAST SEASON
 HISTORY
 RECORDS
 OPPONENTS
 PLAYER DEV.
 MEDIA & MISC.



BUFFALO BIONS

INTERNATIONAL LEAGUE (AAA)



CANDAELE, Casey - Manager

- Casey Candaele is entering his third season as Manager of the Bions, having split time last year managing Buffalo and serving as Interim Bench Coach in Toronto...Put up a 71-46 record in 2021 in which he led the Bions to their first first division championship since 2005 and was name Triple-A East Co-Manager of the Year...Served as Field Coordinator in 2020 and 2021...Spent the prior two seasons as Manger for Dunedin (2018) and Vancouver (2019)...Began his coaching career at San Luis Obispo High School...In 2011, became the Infield and Baserunning Coordinator for the Texas Rangers, and was promoted to Field Coordinator in 2015, a position he held for one year before the Seattle Mariners hired him to be their First Base Coach.
- Played at the University of Arizona where he helped the team win the National Championship in 1980...Signed by the Expos as an undrafted free agent in 1982 and played parts of nine seasons in with the Expos, Astros, and Indians, combining to bat .250 with 11 home runs and 139 RBI.



RECORD AS MANAGER	W-L	PCT
CAREER TOTALS	254-223	.532

NORTON, Tim - Pitching Coach

- 2023 marks his first season with the organization, coming from Georgia Tech where he served as Assistant Pitching Coach...Began his coaching career in the Yankees' system and also spent a season with the Marlins as their Double-A Pitching Coach.
- Selected in the 7th round by the New York Yankees in 2006 out of University of Connecticut... Played five seasons in the minors, reaching as high as Triple-A in 2010 and 2011.



HAGUE, Matt - Hitting Coach

- Entering his first year as Hitting Coach in Buffalo...Coming off two seasons as Hitting Coach for Double-A New Hampshire, after he was slated to be Dunedin's Hitting Coach for the cancelled 2020 season...Served as a Pro Scouting Fellow for the Blue Jays in 2019 and spent the season developing as an evaluator with a focus on swing mechanics.
- Played three seasons at the University of Washington before transferring to Oklahoma State University for his senior season...Drafted by the Pittsburgh Pirates in the 9th round of the 2008 First-Year Player Draft...Played for the Pirates organization from 2008-2014, playing at the Major League level in 2012 and 2014...Also reached the Majors for 10 games while playing for the Blue Jays in 2015...Rounded out his career with time in the Minnesota, Seattle and Washington organizations from 2017-2018.



ECHEVARRIA, Justin - Position Coach

- Heading into his first season as a Position Coach...Spent the last two seasons as Hitting Coach in the FCL, also taking a role in coaching young catchers...Prior to joining the Blue Jays, coached at the collegiate level with stops at the Division 1, 2, and JUCO levels where he served as Catching Coach and Assistant Hitting Coach...Also runs and Catching Training Program, dedicated to the growth and development of elite defensive catcher in the Long Island/Northern NJ area.
- Drafted by the San Diego Padres out of Stony Brook University in 2010 as a catcher and played Rookie-ball in the AZL that season.



MCGUIGGAN, Jake - Development Coach

- Joined the Blue Jays during the 2018 season as an affiliate intern with Rookie-level Bluefield... There he developed a passion for Player Development and an interest in coaching, leading to the creation of the Development Coach role for the 2019 season...Spent the 2019 season on staff with Advanced-A Dunedin and is currently in his fourth season as Development Coach with Triple-A Buffalo.
- Graduated from Harvard College in 2015 with a degree in Government...Played three seasons of independent baseball in the Can-Am League (2015) and Atlantic League (2016-2017).



PHILLIPS, Carson - Bullpen Coach

- Joins the Buffalo Bions for his first season in the organization...Was working at the University of Arizona as a Graduate Assistant Pitching Coach.
- Played at Dixie State University where he completed a Bachelors in Exercise Science...Also attended the University of Arizona.



NEW HAMPSHIRE FISHER CATS

EASTERN LEAGUE (AA)



MARTIN, Cesar – Manager

- Going into his third season as Manager for New Hampshire, having taken the role prior to the 2020 cancelled season...Spent 2019 managing Advanced-A Dunedin to a first-place finish with an 80-55 record, and was named the Florida State League Manager of the Year...After the season, managed the Scottsdale Scorpions in the Arizona Fall League...Served the previous two years managing Class-A Lansing...Was the Gulf Coast League (Rookie) Manager from 2015-2016, claiming the 2015 Northwest Division title...Spent 2014 as Rookie-level Bluefield's Hitting Coach...Spent 2003-2013 with the DSL team, starting as a coach before taking over managerial duties in the Dominican.
- Signed with the Blue Jays as a Minor League player on July 2, 1998...Started his playing career in the DSL in 1999...Moved up to Rookie-level Medicine Hat in 2001 and played his final season in Class-A (short) Auburn in 2002.

RECORD AS MANAGER	W-L	PCT
CAREER TOTALS	412-358	.535

HAYES, Drew – Pitching Coach

- Entering his third season with the organization and his first with New Hampshire...Served as Dunedin's Pitching Coach in 2022 and was their Development Coach in 2021...Previously worked at Trinity Christian Academy where he coached baseball and football while teaching English & Government...Resides in McKenzie, TN, with his wife, Mariah.
- The Vanderbilt University product, was drafted by the Reds in 2010 and played seven seasons in the organization, reaching the Majors for six appearances in 2016.

HUCKABAY, Mitch – Hitting Coach

- Entering his first year in the organization...Has made coaching stops at Sam Houston State University, Northeast Texas Community College, LSU - Shreveport, and Southern Arkansas University.
- Attended Southern Arkansas University where he obtained a Master's of Science in Kinesiology... Played two seasons at Northwestern State and one for Arkansas - Fort Smith.

SCHAEFFER, Chris – Position Coach

- The former catcher is in his fifth season as a Position Coach, his third at the Double-A level... Served for two years in the same role for Rookie-level Bluefield (2016-2017).
- The product of North Carolina State signed a Minor League deal with the Blue Jays in 2011 and played in Toronto's system for four years, reaching as high as Double-A in 2013, combining for a total of four home runs and 43 RBI across 103 career games.

VON ROEMER, Matt – Development Coach

- Entering his second season in a coaching role for New Hampshire...Spent the 2020 and 2021 seasons as Toronto's Technology Operations Coordinator...Joined the organization in 2019 as the Affiliate Intern for the Dunedin Blue Jays.
- Played multiple positions over four seasons at Kenyon College in Gambier, OH...Hit .362 with a .906 OPS across 107 contests while finishing 2nd all-time in program history with 211 hits... Graduated in 2018 with a B.A. in History with concentrations in Public Policy and Legal Studies.

GOMEZ, Anthony – Bullpen Coach

- Going into his first season with the Blue Jays organization...Joins the Fisher Cats after serving as Director of Player Development at PRP Baseball.
- Played collegiately at Ball State University where he obtained a degree in Actuarial Science.



BIOGRAPHIES

LAST SEASON

HISTORY

RECORDS

OPPONENTS

PLAYER DEV.

MEDIA & MISC.



VANCOUVER CANADIANS

NORTHWEST LEAGUE (HIGH-A)



LAVALLEE, Brent – Manager

- Entering his second year as Manager in Vancouver, coming off a 67-62 campaign...Served as a Manager for the first time in 2021 while with the FCL Blue Jays...Played at LSU Shreveport until 2009 and joined their coaching staff as a Graduate Assistant in 2010...Started as a full-time assistant in 2012 and was named the Head Coach in 2016...In three years, his teams produced with an overall record of 126-57 and claimed the last two conference championships.
- The North Delta, British Columbia, native played for LSU for five seasons, including a medical red-shirt campaign...Played a total of 200 games and earned 2009 1st Team All-Canada while runner up for Canadian College Baseball Player of the Year.

RECORD AS MANAGER	W-L	PCT
CAREER TOTALS	92-91	.503

CANELLAS, Danny – Bench Coach

- The 28-year-old is taking on a Bench Coach position for the first time...Entering his fourth season as a coach...Spent 2022 with Single-A Dunedin as a Position Coach...Served in the same capacity for Vancouver from 2019-2021.
- The former catcher and relief pitcher played Rookie-level baseball for the Los Angeles Dodgers in 2014 and 2015...He also signed as a free agent with the Blue Jays on October 9, 2017 and was assigned to the Gulf Coast League, Lansing, and Dunedin at various parts during the 2018 season.

BONNETT, Joel – Pitching Coach

- Entering his second year in professional baseball and his first as a Pitching Coach, having spent the 2022 season as Bullpen Coach with High-A Vancouver...Started as a Pitching Coach at The University of Illinois Springfield and worked in the same role at Southwest Minnesota State University, Hendrix College, and Benedictine University.
- The native of Springfield, IL, played four seasons at NCAA III North Park University, spending time as both a starter and a closer...Finished his career 7th all-time in appearances (23) and 4th all-time in saves (7)...Was an all-conference second team honoree as a senior 2012, while in 2010 he earned the Rawlings/American Baseball Coaches Association (ABCA) All-Central Region Gold Glove Award.

WRIGHT, Ryan – Hitting Coach



- Made his Minor League coaching debut in 2021, in his current role, after his debut with Class-A Lansing was cancelled in 2020...Began his coaching career at Capital High School in Boise, ID, from 2015-2016...Was a Graduate Assistant at California State University Northridge in 2016...Joined the organization from Montana State University Billings where he was on staff since 2017...Served as the Hitting Coach & Recruiting Coordinator at MSUB...Has also managed the Spearfish Sasquatch Baseball Club in Spearfish, SD (2018-2019), and the Kelowna Falcons Baseball Club in Kelowna, BC (2019).
- Played collegiately at the University of Utah, Treasure Valley Community College, and Oklahoma City University.

STEPHENSON, Ashley – Position Coach

- 2023 is Ashley's first season with the Blue Jays...Follows Jaime (Vieira) Lever as the second female coach in the organization...Coached with the Canadian Women's National Team since 2018, leading to a Bronze medal at the COPABE Women's Pan-American Championships in 2019, and was the first woman to manage the Women's National Team when Canada played against USA in Thunder Bay in 2022...Was also the first woman to coach in the Canadian Futures Showcase, hosted by the Blue Jays baseball academy in Ottawa last year...Made history in November as she became the first woman to capture Baseball Canada's Lionel Rühr Elite Coach of the Year Award.
- Was an original member of the Women's National Team in 2004 and played for 15 years...Won four Women's Baseball World Cup medals (three bronze, one silver), and a silver at the Pan American Games in 2015.

BIBENS-DIRKX, Austin – Bullpen Coach

- Officially retired in January and is entering his first year in professional baseball as a coach, taking on Bullpen Coach for Vancouver.
- The native of Salem, OR, was selected out of the University of Portland by the Seattle Mariners in the 16th round of the 2006 draft...Eventually reached the Majors for 37 games while with Texas in 2017 and 2018...Has also pitched in the Venezuelan Winter League, the Dominican Winter League, the Mexican League, and the Chinese Professional Baseball League.



DUNEDIN BLUE JAYS

FLORIDA STATE LEAGUE (SINGLE-A)



MURPHY, Donnie – Manager

- Entering his second campaign as Manager for Dunedin, coming off a 66-63 season with a division-leading 38-25 second half...Made his debut as Manager for High-A Vancouver in 2021... Was Double-A New Hampshire's Hitting Coach for the 2019 campaign and spent 2018 as Hitting Coach for Advanced-A Dunedin...Served as Class-A Lansing's Hitting Coach in 2016.
- Drafted by Kansas City in the 5th round of the 2002 MLB First-Year Player Draft and put together a 14-year professional career...Spent time in the Kansas City, Oakland, Miami, Chicago (NL), Texas, Cincinnati, Atlanta and Milwaukee organizations before retiring in 2015...Made his Major League debut on September 18, 2004 while with Kansas City...In 335 career Major League games, hit .212 with 33 home runs and 119 RBIs.

RECORD AS MANAGER	W-L	PCT
CAREER TOTALS	121-127	.488

CARROLL, George – Bench Coach

- Taking on the role of Bench Coach for a first season with Dunedin and second overall, having held the same role with the FCL group in 2022...Served as Position Coach for Low-A Dunedin in 2021...The former catcher and first baseman spent the prior three seasons with GCL Blue Jays, starting as a player in 2017 before transitioning to Position Coach for the following two campaigns...He has also served as Catching Coach and Hitting Coach for IMG in Bradenton, FL, in 2014, and has served as an Instructor at Baseball Factory since 2015.
- The New York Institute of Technology grad signed with Toronto in 2011 and played for Rookie-level Bluefield for two seasons...He signed another Minor League deal with the club in 2017 and was assigned to Advanced-A Dunedin but did not play.

RIORDAN, Cory – Pitching Coach

- The 36-year-old is going into his first season with Dunedin...Had the same role with the FCL squad in 2022...Joined the organization in a coaching role in 2021 when he landed his current role of Pitching Coach...Spent the 2020 shutdown assisting with the club's pitch design framework.
- Drafted by the Colorado Rockies in the 6th Round of the 2007 MLB Draft out of Fordham University. He played in the Colorado organization (2007-2013), Salt River – AFL (2012), LG Twins – KBO (2014), Leones – VWL (2015-2016), Bridgeport – Atlantic (2015), DET organization (2016), Toros – DWL (2016-2018), Bridgeport – Atlantic (2017), Somerset – Atlantic (2018), and New Britain – Atlantic (2019).

YOUNG, Matt – Hitting Coach

- Entering his third season with Dunedin, having also served as Hitting Coach for D-Jays last year and in 2019...Made his professional coaching debut in 2018 as Hitting Coach for Class-A Lansing.
- Attended Plano East Senior High School and the University of New Mexico before signing with the Atlanta Braves in 2004...Played parts of two seasons in the Major Leagues with the Braves and the Tigers, and enjoyed a nine-year professional career playing with the Atlanta, Detroit, St. Louis and Los Angeles (AL) organizations as an outfielder and second baseman... After working in insurance for several years following his playing career, became the General Manager at Top Prospect Academy in Grapevine, TX, where he offered private hitting instruction.

STRIBRCKY, Petr – Development Coach

- Entering his sixth season with the Blue Jays and his first with Dunedin, having spent 2022 as FCL Development Coach...Spent the prior three seasons as the DSL Hitting Coach...After retiring as a player in 2010, moved to Portugal to serve as Director of the Portuguese Baseball Academy as well as the Director of Portuguese Coaches Certification Program from 2011-2018, where he created Government recognized nationwide Coaches Certification Program...Also served as a speaker at various clinics across Europe...Obtained his Masters Degree in Physical Education with a Master thesis in Baseball in 2011.
- Originally from Blansko, Czech Republic, played in his native country up to the National Team level representing his country at the U18 European Championship and University World Championship.

HERNANDEZ, Yoel – Bullpen Coach

- Serving as Bullpen Coach for the first time...Became the DSL Blue Jays Pitching Coach in 2017 spent five seasons in that role.
- Signed with the Philadelphia Phillies as an International Free Agent in 1998 out of Ciudad Bolivar, Venezuela...Played nine years of affiliated baseball and reached the Major Leagues with the Phillies in 2007...Following his MLB and MiLB career, played in the Mexican League for eight years for Zulia and in the Venezuelan Winter League for Magallanes.



BIOGRAPHIES

LAST SEASON

HISTORY

RECORDS

OPPONENTS

PLAYER DEV.

MEDIA & MISC.



FCL BLUE JAYS

FLORIDA COMPLEX LEAGUE (RK)



MAYORGA, Jose – Manager

- The 30-year-old from Pueblo Nuevo, Panama, is entering his second season as FCL Manager... Served as Bench Coach for the affiliate in 2021...Managed the DSL Blue Jays during the 2019 campaign...Coached with the Class-A (short) Vancouver Canadians in 2017 and 2018...Served as Bullpen Catcher for the Phillies in 2016.
- Signed by Philadelphia as a 17-year-old on April 8, 2010...Played in six Minor League seasons, reaching as high as Advanced-A Clearwater in 2015.

RECORD AS MANAGER	W-L	PCT
CAREER TOTALS	63-62	.504



CÁCERES, Antonio Gonzalez – Pitching Coach

- Entering his second year with the FCL team...Was High-A Vancouver's Pitching Coach in 2021, after spending two seasons with Class-A Lansing (2018-2019), which followed seven years with Rookie-level Bluefield...Began his coaching career as the Pitching Coach with the Blue Jays of the Dominican Summer League in 2001...Led an Auburn club to a league lead in strikeouts and finished second in ERA in 2006...Returns for his 23rd year coaching in the Blue Jays organization.
- Signed as a non-drafted free agent by the Blue Jays on February 2, 1995...Played four seasons in the minors (1995-1998), all within the Blue Jays' system.



KELLY, Brendan – Pitching Coach

- Entering his first year as Pitching Coach and his second season overall with the organization, having served as Bullpen Coach in Buffalo last year...Gained three years of coaching experience at Cleary University (2019) and Wayne State University (2020-2022)...Also worked as Pitching Coach for the Thunder Bay Border Cats of the Northwoods League in 2020.
- Graduated from Purdue University Northwest in 2019 with a Bachelor's Degree in Communication...Was a relief pitcher for Purdue and served as the Vice President of the Student Athlete Advisory Committee.



ELLIOTT, Paul – Hitting Coach

- Returning to Toronto's FCL squad for a third year after spending 2019 with Rookie-level Bluefield...Also served as Hitting Coach with the Gulf Coast League Blue Jays in 2018...Was a coach for the Australian National Team in the 2004 Olympics, 2006 World Baseball Classic, 2006 Intercontinental Cup, 2007 Baseball World Cup and 2009 World Baseball Classic...Joined the Blue Jays organization in 1996 as a coach for the Rookie-level Medicine Hat Blue Jays...Has coached in the Blue Jays' system since that time, including stops with Dunedin and New Hampshire.
- Played with the Australian Senior baseball team in Korea, Japan, the Philippines, Taiwan and Holland from 1984 to 1987.



HART, Corey – Hitting Coach

- This year marks his seventh season in the Blue Jays' system, his first with the FCL group...Spent the past four seasons as a Hitting Coach with Buffalo...Served in the same role for two seasons with Advanced-A Dunedin (2016-2017)...Spent six seasons (2010-2015) in the Miami Marlins' system, including four (2012-2015) as the Hitting Coach for the Advanced-A Jupiter Hammerheads...Prior to joining the Marlins organization, he spent four years coaching in the Milwaukee Brewers' Minor League system.
- The former infielder played eight Minor League seasons with Kansas City (1998-2004) and Milwaukee (2005) after being selected in the 23rd round of the 1998 First-Year Player Draft by the Royals.



LANDERS, Fred – Hitting Coach

- Entering his second year with the organization, having spent his 2022 campaign with the DSL affiliate...Over the previous two years, worked as a private hitting instructor while simultaneously serving as the hitting coach for the College of Lake County – an NJCAA D2 school that he himself attended previously...In 2021, helped lead an offense that finished tops in the league in all major offensive categories, which lifted the team to its first regional appearance since 2004.
- The Chicagoland area native graduated from Missouri Southern State University where he majored in General Studies and minored in History...Played baseball for two years at the College of Lake County, one year at Savannah State, and during his last year at Missouri Southern State.



LEVER, Jaime – Hitting Coach

- Entering her fifth season with the Blue Jays and her second year as Hitting Coach in the FCL... Started with Jays Care Foundation as a coordinator and transitioned to baseball operations as a research and development intern for the 2021 season...Began coaching in 2010 and has been an assistant coach at Humber College since 2016...The Georgetown, ON, native was the first woman to coach within the organization.
- Played on the Humber Hawks softball team for three seasons while studying Kinesiology...Graduated from York University with a Masters in Health Science with a specialist in Biomechanics... Resides in Dunedin, FL, with her husband.



CLEARY Jr., Delta – Position Coach

- Joins the organization for the 2023 campaign, taking on a Position Coach job at the complex... Has managed a collegiate summer league team and is the Director of Operations at Delta Cleary Baseball.
- Attended Louisiana State - Eunice and was drafted by the Rockies in 2008...Played Minor League baseball for Colorado and Washington, reaching as high as Triple-A in 2014...Suited up for three seasons of independent ball in the Atlantic League and spent a season each in the Mexican and Venezuelan Winter Leagues.



PONCE, Ashley – Position Coach

- Going into his second season with the Blue Jays and his first at the complex...Was Position Coach with Vancouver in 2022...After his playing career, coached teams for Panama for players age 10-18 years old...Has served as a Third Base Coach for the Federales de Chiriqui in 2019, 2021, and 2022...Lives in Chiriqui, Panama, with his family.
- Signed by the Mets as an international free agent and began his career in 2008 in the Venezuelan Summer League...The infielder played in seven total Minor League seasons within the New York (NL) and Pittsburgh systems, reaching as high as Advanced-A in 2013 and 2014...Also represented Panama in the World Baseball Classic Qualifier.



TUCKER, Daniel – Coaching Assistant

- 2023 is his second season in professional baseball, having served as a Coaching Assistant with the New Hampshire affiliate in 2022...Previously worked three seasons of college baseball with Elon (2019-2021), as well as one fall with Wake Forest (2021)...In the summer of 2021, was the pitching coach for the Carolina Wolves of the Southern Shores Collegiate Baseball League...Has also worked as an intern for pitchLogic.



BIOGRAPHIES

LAST SEASON

HISTORY

RECORDS

OPPONENTS

PLAYER DEV.

MEDIA & MISC.



DSL BLUE JAYS

DOMINICAN SUMMER LEAGUE (RK)



FERMIN, Andy – Manager

- Made his Managerial debut for the DSL Blue Jays in 2022...Enters his sixth season within the organization, coming off a Hitting Coach role with the DSL unit in 2021...Was slated as Hitting Coach for Vancouver for the cancelled 2020 season...Held the role of Position Coach for Double-A New Hampshire from 2017-2019.
- Had a seven-year playing career exclusively in the Blue Jays' Minor League system...Drafted in the 32nd round in 2010 out of Chipola College in Florida...Posted a .262 average in 338 Minor League games, appearing primarily as a second and third basemen...Won a Northwest League Championship while with Vancouver in 2013...His father, Felix, played mainly shortstop over 903 MLB games from 1987-1996 while with Pittsburgh, Cleveland, Seattle and Chicago (NL).

RECORD AS MANAGER	W-L	PCT
CAREER TOTALS	18-38	.321



BARRETO, Deiferson – Bench Coach

- Moving up to Bench Coach after spending the last two seasons as Position Coach for the DSL Blue Jays...Started his coaching career in 2018 with Advanced-A Dunedin by assisting the coaching staff...In 2019, was assigned as Assistant Pitching Coach at The Toronto Blue Jays Dominican Academy...That July, he transitioned to the infield coach for the J2 signed players...In 2020, served as Infield Coach for the Dominican Academy and was instrumental in assisting the club with the Venezuelan players who were unable to get back home because of the pandemic.
- Signed with the Toronto Blue Jays as an international free agent in September of 2011....Played as an infielder in the Blue Jays system from 2012-2017, reaching as high as Triple-A Buffalo.



BAUTISTA, Robelin – Pitching Coach

- Taking on the role of Pitching Coach for the first time...Started as a Player Development Intern with the organization in 2020 with the GCL squad and transitioned into a Development Coach for the 2021 season...Served as Assistant Short-Season, Player Development & Transitions for the 2022 campaign...Before joining the Blue Jays, worked as an intern at Perfect Game USA.
- Pitched one year at Independence Community College before transferring to Point Park University where he majored in Sports, Arts, and Entertainment Management.



NANITA, Ricardo – Hitting Coach

- Entering his first year with the organization...Worked with the Twins' Dominican Summer League team as a Hitting Coach from 2019-2022.
- Drafted by the White Sox in the 14th round in 2003...Played in the minors for Chicago (2003-2008), Washington (2009), and Toronto (2010-2014)...Played five seasons in Mexico and two in Japan...Also won a World Baseball Classic Championship with Team Dominican Republic in 2013.



MATEO, Jose – Position Coach

- Began his coaching career in 1995 with the Padres and remained in the organization until 2011 in a multitude of roles, including Manager, coaching different position groups, and even oversaw a grounds crew, when he came to the Blue Jays as the DSL Catching coach...Has continued his coaching versatility with the DSL Blue Jays, and was manager for the DSL Champion squad in 2015...Has also served as Position Coach and Base Running and Outfield Coach for the DSL affiliate.
- Signed with the San Diego Padres as an International Free Agent in 1989 out of Santo Domingo, Dominican Republic...Played three seasons of professional baseball before.



MORELOS, Jair – Position Coach

- Going into his second season of coaching with the DSL group, holding the title of Coaching Assistant in 2022...After four years of service, attended Northwestern State University of Louisiana where he earned his Bachelor degree in Music.
- Played Minor League baseball in the Phillies organization from 2011-2014...The native of Cartagena, Colombia, also gained experience in the Colombian Professional Baseball winter league where he earned Rookie of the Year award in the 2013-2014 season.



SILVA, Luis – Position Coach

- Going into his first season in a coaching role...Joined the Blue Jays in 2018 and has spent the past five seasons as a Rehab Position Player Coach.
- Raised and developed in baseball in Carora, Venezuela and played on the Venezuelan national team...Signed with the Texas Rangers in 2013 and played on their DSL team in 2014 and 2015 before reaching Double-A for the 2016 season.



MONSION, Rafael – Assistant Pitching Coach

- Taking on the roll of assistant pitching coach in the DSL for the 2023 season, starting his first year as a coach...Began his journey with the Blue Jays organization as a player in 2017 until 2022 Spring Training...Played independent baseball in Montana and New York in 2022.
- Raised and developed in baseball in Carora, Venezuela, and played on the Venezuelan national team...Signed with the Texas Rangers in 2013 and played on their DSL team in 2014 and 2015 before reaching Double-A for the 2016 season.



TORONTO, BACK-TO-BACK HOME RUNS MORE THAN ONCE IN THE SAME GAME

6/19/2012	TOR 10 at MIL 9	Colby Rasmus/Jose Bautista/Edwin Encarnacion Colby Rasmus/Jose Bautista
7/22/2002	TOR 6 at BAL 3	Vernon Wells/Chris Woodward Carlos Delgado/Vernon Wells
4/20/2001	TOR 12 at KC 4	Raul Mondesi/Carlos Delgado Raul Mondesi/Carlos Delgado
8/17/2001	TOR 11 vs TEX 3	Jeff Frye/Jose Cruz, Jose Jr. Shannon Stewart/Carlos Delgado
7/30/1999	TOR 8 vs DET 2	Willie Greene/Shawn Green Carlos Delgado/Tony Fernandez



2023 MINOR LEAGUE PLAYERS

AS OF MARCH 1, 2023

NAME	POSITION	NAME	POSITION
Acuna, Samuel	RHS	Cooke, Connor	RHS
Aiello, John	3B	Cruz, Darwin	RHR
Alcalde, Eliander	RHS	Dallas, Chad	RHS
Allgeyer, Nick	LHS	De Castro, Rikelbin	IF
Amalfi, Alex	RHS	De Jesus, Alex	3B
Aponte, Yhoangel	CF	De Jesus, Robin	RHS
Arias, Victor	CF	De La Cruz, Faruk	C
Arnaez, Jean	IF	De La Rosa, Marcos	SS
Astudillo, Willfrann	UTL	De Los Santos, Luis	SS
Ayala, Cesar	RHS	Del Rosario, Angel	IF
Baggett, Ben	RHS	Deschamps, Nicolas	C
Bard, Luke	RHR	DiCesare, Jared	RHS
Barriera, Brandon	LHS	Dominguez, Michael	RHS
Barvosa, Andersson	LHS	Doughty, Cade	2B
Bash, Andrew	RHS	Duran, Edward	C
Bautista, Jonathan	OF	Eden, Cameron	SS
Bec, Chris	C	Eisert, Brandon	LHR
Bello, Felipe	RHR	Ellison, Karl	C
Beltre, Manuel	SS	Escanio, Aneudi	SS
Benson, Cooper	LHS	Espino, Sebastian	SS
Berman, Steven	C	Estrada, Lazaro	RHS
Bernard, Wynton	CF	Farmer, Garrett	RHS
Berroa, Steward	UTL	Feliz, Cristian	OF
Bonds, Bo	RHR	Fernandez, Jose	SS
Bonilla, Enmanuel	CF	Fernandez, Julian	RHR
Boyer, Ryan	RHS	Fernandez, Junior	RHR
Bradley, Scotty	1B	Ferrer, Jose	C
Brantly, Rob	C	Figueroa, Jose	RHS
Brazoban, Amell	OF	Flores, Eminen	RHS
Brewer, Michael	OF	Fluharty, Mason	LHR
Brito, Peniel	OF	Francis, Bowden	RHS
Britton, Zach	OF	Fraze, Nick	RHS
Brock, TJ	RHR	Fry, Paul	LHR
Brown, Dasan	CF	Gallagher, Patrick	RHR
Brown, Devonte	RF	Garcia, Endri	IF
Burnette, Jimmy	LHS	Garcia, Luis	SS
Cano, Gregori	IF	Garcia, Winder	RHS
Capra, Vinny	3B	Gillingham, Luke	LHS
Caracci, Parker	RHR	Jimenez, Martin	SS
Cardona, Hugo	SS	Gomez, Ivan	C
Carter, Irv	RHR	Gomez, Raudy	RHS
Caruci, Sergio	RHS	Gonzalez, Edison	RHR
Casimiri, Jiorgeny	RHS	Gonzalez, Eduar	LHS
Castro, Christopher	LHS	Gonzalez, Ivan	RHS
Castro, Edgar	RHS	Gonzalez, Juan	C
Chacon, Fernando	RHS	Gregory, Hunter	RHS
Chasse, Ryan	LHS	Guerra, Daniel	RHS
Chirinos, Kendry	IF	Guerra, Jorge	RHS
Churchill, Ian	LHS	Guzman, David	CF
Civt, Marc	LHS	Harrison, Devereaux	RHS
Clarke, Philip	C	Hernandez Ten, Samuel	C
Colmenares, Samuel	RHS	Hernandez, Adrian	RHS
Concepcion, Jol	RHS	Hernandez, Jommer	C
Cook, Zac	2B	Hernandez, Roither	RHS

BIOGRAPHIES

LAST SEASON

HISTORY

RECORDS

OPPONENTS

PLAYER DEV.

MEDIA & MISC.



NAME	POSITION
Herrera, Jefferson	RHS
Hirald, Miguel	SS
Huntzinger, Jerry	C
Hutchison, Drew	RHS
Jackson, Jay	RHR
Jennings, Ryan	RHR
Jimenez, Brahiam	LHS
Johnson, Cobi	RHS
Johnston, Kyle	RHS
Joseph, Jean	CF
Juenger, Hayden	RHR
Kasevich, Josh	SS
Keenan, Tyler	3B
Kelly, Justin	RHS
Kloffenstein, Adam	RHS
Lantigua, Rafael	IF
Large, Cullen	2B
Larkin, Conor	RHS
Lawrence, Casey	RHS
Leon, Keiner	RHS
Lopez, Edgardo	C
Lopez, Jean	RHS
Lucena, Ali	OF
Lucumi, Francisco	RHR
Lundquist, Brock	OF
Machado, Estiven	SS
Macko, Adam	LHS
Martinez, Gabriel	CF
Martinez, Yordi	RHS
Masson, J-C	OF
McCarty, Ryan	SS
Melean, Alejandro	RHS
Mellen, Sean	LHS
Mendoza, Abdiel	RHS
Mesia, Victor	C
Meza, Adrian	UTL
Meza, Carlos	RHS
Meza, Luis	C
Millan, Albert	C
Minoso, Maykel	C
Miranda, Kevin	RHS
Montealto, Jarold	SS
Morales, Anthony	C
Morris, P.K.	1B
Morris, Tanner	SS
Mueller, MacKenzie	LF
Munoz, Omar	RHS
Munoz, Pedro	RHR
Munoz, Yeuni	OF
Murray, Joey	RHS
Nolan, Alex	RHS
Nunez, Juan	RHS
Nunez, Rainer	SS
Obeso, Neiyerbe	RHS
Ochoa, Gabriel	RHS
Omosako, Sann	RHS
Ozoria, Julio	OF
Pacheco, Oswaldo	LHS

NAME	POSITION
Palmejjani, Damiano	3B
Palmer, Trent	RHS
Pardinho, Eric	RHS
Paulino, Naswell	LHS
Peacock, Matt	RHR
Peguero, Jonathan	C
Perez, Daniel	OF
Perez, Fernando	RHS
Perez, Kelvin	RHS
Perez, Nathanael	RHS
Perez, Nathanael	RHS
Perry, Nolan	RHS
Pinto, Adrian	2B
Pizarro, Juan	CF
Ponce, Gabriel	RHS
Quinones, Luis	RHS
Rackoski, Sean	RHS
Ramirez, Julio	RHS
Rapp, Brian	RHR
Rees, Jackson	RHS
Rios, Kekai	C
Ritchie, Jamie	C
Robberse, Sem	RHS
Robbins, Jimmy	LHS
Robertis, Robert	OF
Robertson, Will	RF
Rock, Dylan	OF
Roden, Alan	OF
Rodning, Brody	LHS
Rodriguez, Christopher	RHS
Rojas, Kendry	LHS
Rojas, Yondrei	RHS
Romero, Omar	SS
Rosario, Tony	RHR
Rosas, Juan	C
Rudd, Jaden	OF
Rutkowski, Harrison	LHS
Ruwe, Thomas	RHS
Ryan, Sam	RHS
Salcedo, Cawrin	RHS
Salinas, Roque	OF
Sanchez, Rafael	RHS
Santana, Angel	RHS
Santiago, Glenn	SS
Santos, Dahian	RHS
Schneider, Davis	3B
Schultz, Paxton	RHS
Schwecke, Trevor	SS
Scott, Braden	LHR
Sellers, Donnie	RHS
Severino, Lluveres	RHS
Simon, Johan	LHR
Sloniger, Ryan	C
Sosa, Andres	C
Spain, Garrett	OF
Stadler, Fitz	RHS
Stanifer, Gage	RHS
Suarez, Ramon	LHR



NAME	POSITION
Svanson, Matt	RHS
Talley, LJ	2B
Tejada, Railin	OF
Tiedemann, Ricky	LHS
Tirotta, Riley	3B
Toledano, Rodolfo	RHS
Tolhurst, Anders	RHS
Toman, Tucker	SS
Torres, Luis	LHS
Turconi, Michael	SS
Urbaez, Geison	RHR
Valencia, Edward	CF
Van Eyk, C.J.	RHS
Vargas, Stephen	RHR
Vasquez, Carlos	C
Vasquez, Juanmi	LHR
Veracierto, Francisco	IF
Viana, Rafael	RHS
Villasmil, Guillermo	RHS
Wallace, Trenton	LHS
Ward, Kelsey	LHS
Watson, Troy	RHS
Williams, Peyton	1B
Witt, Nathan	RHS



2022 FIRST-YEAR PLAYER DRAFT

RD	PICK	PLAYER	SCHOOL	CITY	BIRTHDATE	POS	B	T	HT	WT	SCOUT
1	23	Barriera, Brandon	American Heritage School	New York	2004-03-04	LHP	L	L	73	185	Adrian Casanova
2	60	Kasevich, Joshua	U Oregon	Palo Alto	2001-01-17	SS	R	R	74	200	Ryan Fox
2-C	77	Toman, Tucker	Hammond School	Columbia	2003-11-12	SS	B	R	74	187	Mike Tidick
2-C	78	Doughty, Cade	Louisiana St U	Baton Rouge	2001-03-26	2B	R	R	73	195	Chris Curtis
3	98	Roden, Alan	Creighton U	Middleton	1999-12-22	OF	L	R	71	212	Wes Penick
4	128	Jennings, Ryan	Louisiana Tech U	San Antonio	1999-06-23	RHP	R	R	72	190	Chris Curtis
5	158	Fluharty, Mason	Liberty U	Lewes	2001-08-13	LHP	R	L	74	215	Coulson Barbiche
6	188	Rock, TJ	Ohio St U	Cincinnati	1999-08-10	RHP	R	R	73	200	Tom Burns
7	218	Williams, Peyton	U Iowa	Des Moines	2000-09-14	1B	L	L	77	261	Wes Penick
8	248	Rock, Dylan	Texas A&M U	Sugar Land	1998-08-21	OF	R	R	73	205	Chris Curtis
9	278	Harrison, Devereaux	Long Beach State U	Vacaville	2000-11-08	RHP	R	R	70	188	Bud Smith
10	308	Churchill, Ian	U San Diego	Santa Barbara	1999-02-27	LHP	L	L	74	200	Jim Lentine
11	338	Gallagher, Patrick	U Connecticut	Leominster	2000-06-30	RHP	R	R	72	189	Peter Holmes
12	368	Perry, Nolan	Carlsbad HS	Carlsbad	2003-09-02	RHP	R	R	74	185	Adam Arnold
13	398	Bonds, Bo	U Louisiana Lafayette	Gainesville	2001-01-10	RHP	R	R	72	200	Chris Curtis
14	428	Hernandez, Sam	Lakeland Senior HS	Ponce	2004-06-01	C	R	R	70	185	Brandon Bis hoff
15	458	Turconi, Michael	Wake Forest U	Pittsburgh	1999-06-24	SS	L	R	71	185	Nate Murrie
16	488	Davis, Kale	Oklahoma St U	Oklahoma City	2000-04-14	RHP	R	R	76	220	Max Semler
17	518	Chasse, Ryan	Campbell U	Raleigh	1999-12-11	LHP	L	L	75	250	Coulson Barbiche
18	548	Pilon, Jeremy**	Ecole Secondaire De Montagne	Valleyfield	2005-09-11	LHP	L	L	72	185	Kory Lafreniere
19	578	Stanifer, Gage	Westfield HS	Indianapolis	2003-11-18	RHP	R	R	75	198	Matt Huck
20	608	Pace, Greg	Detroit Edison Academy	Warren	2004-08-03	CF	R	R	74	180	Tom Burns
NDA		Amalfi, Alex	Massachusetts-Boston	Ashland	2001-02-18	RHP	R	R	73	180	Peter Holmes
NDA		Brown, Devonte	North Carolina St U	Hinesville	1999-10-15	OF	R	R	71	207	Coulson Barbiche
NDA		Huntzinger, Jerry	Xavier U	Staten Island	1999-02-15	C	R	R	74	180	Tom Burns
NDA		McCarty, Ryan	Penn State Abington	Yardley	1999-04-22	SS	R	R	70	182	Tom Burns
NDA		Ward, Kelsey	Embry-Riddle U	Fort Lauderdale	2001-01-07	LHP	L	L	74	200	Matt O'Brien

Players in bold were signed by the club
 **Indicates player is Canadian

2022 INTERNATIONAL SIGNINGS

PLAYER	POS	B	T	COUNTRY	BIRTHDATE	SCOUT	SUPERVISOR
Guzman, David	CF	L	L	Venezuela	02/07/2006	Miguel Leal	Jose Contreras
Bonilla, Emmanuel	CF	R	R	Dominican Republic	01/22/2006	Alexis De La Cruz	Luis Natera
Acuna, Samuel	RHP	R	R	Venezuela	09/13/2005	Alirio Ledezma	Jose Contreras
Rosas, Juan Diego	C	R	R	Panama	05/05/2006	Alex Zapata	Francisco Plasencia
Gomez, Ivan	C	R	R	Venezuela	05/18/2006	Francisco Plasencia	Jose Contreras
Valencia, Edward	CF	R	R	Venezuela	03/08/2006	Oscar Delgado	Jose Contreras
Montealto, Jarold	SS	B	R	Nicaragua	12/30/2005	Daniel Sotelo	Francisco Plasencia
Colmenares, Samuel	RHP	R	R	Venezuela	11/25/2004	Francisco Plasencia	Jose Contreras
Omosko, Sann	RHP	R	R	Brazil	12/02/2005	Francisco Plasencia	Francisco Plasencia
Pacheco, Osvaldo	LHP	L	L	Mexico	07/29/2005		Aaron Acosta
Perez, Daniel	OF	L	L	Cuba	12/09/2001	Luciano Del Rosario	Luis Natera
Gonzalez, Eduar	LHP	L	L	Venezuela	05/01/2006	Alirio Ledezma	Jose Contreras
Meza, Adrian	SS	B	R	Venezuela	01/04/2005	Francisco Plasencia	Jose Contreras
Barvosa, Andersson	LHP	L	L	Colombia	08/06/2005	Enrique Falcon	Francisco Plasencia
Lopez, Edgardo	C	R	R	Venezuela	01/01/2004	Francisco Plasencia	Jose Contreras
Salcedo, Cawrin	RHP	R	R	Dominican Republic	01/29/2004	Jhoan Gomez	Luis Natera



INDUCTION WEEKEND

JULY 21-24, 2023



Fred McGriff



Scott Rolen

VISIT US IN COOPERSTOWN
BASEBALLHALL.ORG | @BASEBALLHALL



MEDIA & MISCELLANEOUS

BUCK MARTINEZ

TORONTO BLUE JAYS™

MEDIA SERVICES

**TORONTO BLUE JAYS BASEBALL MEDIA
ROGERS CENTRE
ONE BLUE JAYS WAY, SUITE 3200
TORONTO, ONTARIO M5V 1J1
OFFICE: (416) 341-1301/1302/1303**

CREDENTIALS: To obtain media credentials to cover Toronto Blue Jays 2023 home games, please log on to <http://credentials.mlb.com>. Credential requests for individual games must be submitted at least 24 hours in advance of the requested game date, subject to the discretion of the Toronto Blue Jays.

We will respond to your request as soon as possible. If you are not contacted by someone from our office, please email at least one day in advance, to confirm that you have credentials before arriving at the ballpark.

Credentials will be issued only to members of the working media 18 years of age and older. No spouses, guests or children of members of the media will be issued passes.

Media passes are not transferable. Media passes must be visible at all times and will be checked by stadium security.

Any violation of these guidelines will result in immediate revocation of the credential and future access. Only credentials issued by the Toronto Blue Jays, Major League Baseball or the BBWAA will be honoured.

SEASON CREDENTIAL APPLICATIONS: The Blue Jays will issue full-season credentials to those media members who cover the club on a regular basis throughout the season. Media will be asked to submit their requests for Blue Jays season media credentials through the MLB credential system under Toronto Blue Jays 2023 Season Credentials (RC only). All requests for season credentials must be submitted by March 1, 2023.

CREDENTIAL PICKUP: Members of the media can pick up approved daily credentials inside Gate 9 at Rogers Centre, photo identification is required. Using the Gate 9 elevator, the media centre is located on the 300 level towards left field, and the broadcast booths are located on the 400 level. Press Gate opens four hours prior to game time.

CLUBHOUSE ACCESS: The clubhouse is open to media with proper credentials for working purposes 3.5 hours prior to each game and closes at the start of batting practice. The clubhouse will re-open no later than 10 minutes following the final out of each game. Access to the visiting clubhouse is subject to the visiting club's guidelines.

FIELD ACCESS: Only credentialed media with field access will be allowed onto the field prior to the game. No media will be allowed in fair territory or beyond the first and third base bags. All non-uniformed personnel must clear the field at the conclusion of visitors batting practice unless that individual has credentials expressly for in-game field privileges (photo passes, pre-game ceremonies, etc.).

LIVE TRANSMISSIONS: Television and radio stations not holding broadcast rights for Blue Jays games will be allowed to transmit live reports prior to and after Blue Jays games. All live television shots will be done on the field. No live shots will be permitted from the clubhouses. No live transmissions inside the stadium by non-rights holders will be permitted while the rights holders are on the air or the game is in progress. Radio stations will be permitted to provide "scene setters" and score updates between innings but these reports may not continue once an inning is underway. Any violations of these policies will result in revocation of credentials.

AUTOGRAPHS: No member of the media may use their access to solicit autographs or equipment from players or staff of either participating team. Any autograph needs should be directed to the Communications Department. Failure to do so will result in the revocation of credential privileges and forfeiture of any items obtained.

NOTES & STATISTICS: Game information is available in the media centre two hours prior to first pitch, as well, this information is available at www.mlbpressbox.com and www.bluejayspressbox.com.

MEDIA GUIDES: Media Guides are available upon request in the baseball media centre. As well, all MLB club media guides are available at www.mlbpressbox.com.

POST GAME PROCEDURES: Manager John Schneider will be available to the media immediately after the game in the Interview room adjacent to the Blue Jays clubhouse. Post-game interviews with the manager and players, conducted by the media with deadlines should be related to game comments.

FREELANCE: The Toronto Blue Jays do not credential freelance writers or photographers.

An exception can be made if, and only if, the writer or photographer is on assignment with a specific news organization, and all photographs taken are to be used for newsgathering purposes or official licensed products. It is the responsibility of the requesting affiliation to confirm receipt, and subsequent approval/denial of access to the game requested.

PHOTO CREDENTIALS: Credentials will be issued to those photographers on assignment for legitimate newsgathering organizations and those representatives of companies licensed by Major League Baseball.

INTERNET MEDIA/WEBSITES: Due to the growth of online services and our limited number of press box seats, the Blue Jays will only issue daily credentials to those websites affiliated with a recognized news gathering organization.

LOST CREDENTIALS: Those members of the media who lose their Blue Jays Credential will be asked to make a \$50.00 donation to the Jays Care Foundation prior to being issued a replacement credential.

INTERNET CONNECTION: We are pleased to offer both wireless and hard wire internet connections in the media centre and wireless connection in the photo dugouts. Please contact a member of the Communications Department for assistance.

MEDIA DINNING: Located on the 300 Level of the Media Centre, there is a \$13.00 CDN or \$12.00 US charge per meal. Media dining is open for service for 2.5 hours prior to first pitch to accredited members of the media.

MAJOR LEAGUE BASEBALL DRESS GUIDELINES: Clothing should be appropriate for a business casual work environment. No flip-flops, no t-shirts bearing offensive, disrespectful or inappropriate messages and no ripped jeans are permitted. Clothing bearing MLB club logos should not be worn in press areas. Sheer or see-through clothing, excessively short skirts, dresses or shorts are not permitted. Tank tops, muscle shirts, one-shouldered or strapless shirts as well as clothing exposing bare midriffs or visible undergarments are not permitted.



2023 REGULAR SEASON CLUB/MEDIA REGULATIONS

The following are Major League Baseball's regulations for Club/Media Relations. They are to be observed by all parties:

1. All accredited press, radio and TV representatives shall have pre-game access to the clubhouse from three hours and 30 minutes prior to game time until one hour prior to game time, except that: (a) the media shall not have access to the clubhouse when the club is on the field for batting practice; and (b) the media may not return to the home clubhouse once the home club has taken batting practice. No club may provide pre-game access prior to three hours and 30 minutes prior to game time. The media shall have access (outside of the clubhouse) to the home club's manager, players or coaches after home batting practice to discuss developments (such as lineup changes, injuries, and workouts) that occur after the clubhouse closes.
2. Absent unusual circumstances that require a team meeting immediately following a game, the working media shall have access to both clubhouses no later than 10 minutes following the final out of each game (including doubleheaders and day/night split admission games). When such unusual circumstances exist, and such instances are expected to be rare, the working media shall have access to the clubhouse no later than 20 minutes following the final out of the game. The Commissioner's Office reserves the right to require access to the clubhouse 10 minutes following the final out of all games if the "team meeting" exception is abused.
3. The working media's access following a game shall be for a period no longer than one hour unless reasonable access to players is not provided during that time; provided, however, that card-carrying members of the Baseball Writers Association of America ("BBWAA") will have unlimited access after the post-game opening of the clubhouse. If reasonable access is not provided, the clubhouse must remain open. Members of the media, other than BBWAA members, may make arrangements with the club PR Director for extended access.
4. Media credentials are not transferable.
5. Clubhouses, the dugouts and the field are off-limits except to appropriate club, Commissioner's Office personnel and media bearing appropriate credentials. Club credentials are not to be issued to unauthorized personnel. The Commissioner's Office reserves the right to revoke inappropriately issued credentials.
6. Players will be available to the media before and after games for interviews. These periods should not be limited except for the pre-game period described in #1 above, and the post-game period described in #2 above. Upon request by the media, players who had key roles in the first game of a doubleheader are to be made available for a time between games.
7. The trainer's room and players' lounge are off-limits to the media, but each club controls these areas, and it is vital these areas not be used as a sanctuary for players seeking to avoid the media. It is very important to our game that ALL players are available to the media for reasonable periods and it is the player's responsibility to cooperate.
8. Ropes or other restraining barriers are not permitted to bar the media.
9. A general code is to be observed by the media so uniformed personnel may do their work unimpeded. Media are to be allowed in foul territory, in an unrestricted manner, in an area that is to be not less than the territory between first and third bases, and which territory includes the area around the batting cage, except the dirt area around the batting cage.

10. Under no circumstances shall any club discriminate in any fashion against an accredited member of the media based upon race, creed, sex or national origin.

11. Physical abuse or threats directed to members of the media (and/or official scorers) by baseball personnel will not be tolerated. Disciplinary action, including fines and suspensions, will be considered in any cases that arise.

12. Visitors in the clubhouse, including accredited media members, should conduct themselves in a professional manner. There shall be no seeking of autographs, no touching or removing of equipment or personal items from lockers, and no sampling of players' food spreads. Clubhouses are work places. Clubhouse business should be conducted as expeditiously as possible with a minimum of disruption of regular game routines. Members of the media should not excessively linger in the clubhouse when not interviewing players. Members of the media who violate the code of conduct set forth in this paragraph shall be subject to sanctions, including the loss of their accreditation as provided for in paragraph 17 below.

While in the clubhouse, members of the media are expected to be doing business. Members of the media are expected to conduct themselves in a professional manner and to respect the privileges and environment of restricted areas and working press areas at all times. Any media member in violation of this conduct policy is subject to revocation of his or her privileges and may be subject to immediate ejection.

13. Live TV and/or radio interviews with uniformed personnel during the course of a game are not authorized or permitted, nor is attaching a microphone to any uniformed personnel permitted without approval from the Commissioner's Office. Microphones may not be placed in or adjacent to dugouts and/or bullpens in a manner that will allow uniformed personnel's remarks or conversations to be overheard during the course of a game without the prior approval of the Commissioner's Office.

14. Live telephone interviews are not allowed from the clubhouse or the field without prior approval of the club. Devices with digital photography capabilities are prohibited.

15. Telephones from both dugouts to the press box are to be maintained in working order for the purpose of providing information regarding special circumstances to the media during the course of a game. Explanations of injuries should be made as soon as possible (to both the media and fans in the stadium).

16. Any club whose personnel violate these regulations will be disciplined. Any member of the media who violates these regulations will lose his or her accreditation.

17. BBWAA members are not required to sign in for clubhouse or other restricted area access but may be logged in by club personnel, subject to individual club policies. Other accredited media may be required to sign in for clubhouse access, subject to individual club policies





BUCK MARTINEZ PLAY-BY-PLAY ANNOUNCER

Buck Martinez returns for a 14th season in the broadcast booth after returning to the Blue Jays for the first time since managing the club in 2002. The 74-year-old brings with him 56 years of baseball experience, including 20 years as a player, 41 years in broadcasting, and two as a manager. Beginning in 1967 when he was signed by the Philadelphia Phillies, Martinez spent 20 years as a catcher in professional baseball with the Kansas City Royals, Milwaukee Brewers and his final six seasons with the Blue Jays. He appeared in the postseason with Kansas City in 1976, batting .333 in the five-game ALCS against the New York Yankees. Has written three books about his experiences with the Blue Jays, "From Worst to First" (1985), "The Last Out" (1986), and "Change-up" (2016). Among his 14 seasons associated with the Blue Jays, he served as manager for Toronto in 2001 and part of the 2002 season, compiling a 100-115 record. In 2006, he managed the United States team in the inaugural World Baseball Classic. He then took part in the next three WBC's as a colour commentator. Martinez' first experience with broadcasting came in 1982 when he covered the American League Championship Series, the World Series and the All-Star Game for the Telemedia Radio Network. His television broadcast career began in 1987 as a colour commentator for the Toronto Blue Jays on TSN. He began his work with ESPN radio and television in 1992, and in 1995, Martinez was awarded a Sports EMMY Award for his work on ESPN's coverage of Cal Ripken's 2,131st consecutive game. He worked as a television analyst for the Baltimore Orioles from 2003-2009, for which he won another EMMY, and has also served as a co-host of XM Radio's Baseball This Morning show on the MLB Home Plate channel. Martinez contributed colour commentary for Sunday afternoon games on TBS, as well as for the network's postseason coverage. Most recently, he has worked the All-Star game and the World Series over the last five seasons for MLB International and will do so again this fall. In 2020, he took over as President of the Baseball Assistance Team (B.A.T.), which is dedicated to confidentially assisting members of the baseball family. In 2022, he was nominated for the Curt Flood Award, given annually to a former player who has demonstrated a selfless, longtime devotion to the Players Association and advancement of players' rights. A California native, Martinez attended Sacramento City College, Sacramento State University, and Central Missouri State University. He and his wife, Arlene, have been married for 47 years and now reside in New Port Richey, FL. They have one son, Casey, a 47th round pick by Toronto in the 2000 First-Year Player Draft, who is married to Jennifer and has three daughters, Zoe, Lara, and Genevieve.



DAN SHULMAN PLAY-BY-PLAY ANNOUNCER

Dan Shulman returned to the Toronto Blue Jays broadcast booth in 2016 after a 15-year absence. The Toronto native began his broadcasting career locally in 1990 at CKBB in Barrie before moving to the FAN 1430 (now Sportsnet 590 The FAN) in 1991, where he hosted a number of shows, including Prime Time Sports, The Major League Report, and Baseball Today. He began serving as the Blue Jays' play-by-play commentator in 1995 alongside current Blue Jays play-by-play announcer, Buck Martinez. Following his departure from Toronto's broadcast booth in 2001, he joined ESPN full-time after having worked for the network part-time beginning in 1995. The graduate of Western University was the voice of Wednesday Night Baseball (2002-2007), Monday Night Baseball (2008-2010), and served as ESPN's Sunday Night Baseball play-by-play announcer from 2011-2017. In addition, Shulman called ESPN Radio's MLB postseason from 1998 through 2022, including the World Series from 2011-2022. He has been a play-by-play voice for NCAA basketball for ESPN since 1995, including the network's signature Saturday Primetime games since 2007. Shulman has also covered two Olympics, calling hockey in Lillehammer, Norway in 1994, and basketball for the Tokyo games in 2021. Shulman has received many honours and accolades for his work, including being named the 2011 NSMA National Sportscaster of the Year in the US. He was the first two-time winner of the Sports Media Canada Broadcaster of the Year award (2000, 2007). Shulman was named winner of Canadian Baseball Hall of Fame's Jack Graney Award in 2020, was a finalist for the National Baseball Hall of Fame's Ford C. Frick Award in 2021, and won the Canadian Screen Award as best play-by-play announcer in 2022.





JAMIE CAMPBELL
HOST, BLUE JAYS CENTRAL

Jamie Campbell got his start in sports broadcasting at CBC Sports in 1987. He was a sports anchor at CBC Edmonton from 1993 to 1997 before moving on to CJOH Ottawa for a year. In 1998, he became one of Sportsnet's original broadcasters and co-hosted the first edition of Sportscentral (now Sportsnet Central). He's hosted coverage of the Grey Cup, Super Bowl, NHL Draft, MLB All-Star Game, and MLB post-season. He called play-by-play for the Toronto Phantoms of the Arena Football League from 2002 to 2003, the CFL on Sportsnet in 2004, and was the play-by-play voice of the Toronto Blue Jays from 2005 to 2009. In 2010, at the Olympic Winter Games in Vancouver, millions of Canadians were watching when Campbell announced the country's historic first gold medal won in Canada by Alexandre Bilodeau. He also called the play-by-play for cycling at the London Olympics in 2012. Campbell has been part of the Blue Jays' broadcast team since 2005 and is in his 14th season as host of Blue Jays Central.



JOE SIDDALL
ANALYST

Entering his 10th season with Sportsnet, Joe Siddall was a member of the Blue Jays radio team for four years before moving to television in 2018 as an analyst on Blue Jays Central alongside Jamie Campbell. He spent the previous 12 years assisting the Detroit Tigers with batting practice for home games. Signed as a free agent by the Montreal Expos in 1987, Siddall played 13 years professionally as a catcher with Expos, Marlins, Tigers, and Red Sox (1988-2000), spending parts of four seasons in the Major Leagues with Montreal (1993, 1995), Florida, (1996), and Detroit (1998). He hit his lone Major League home run on August 7, 1998 off Seattle LHP Jeff Fassero at Tiger Stadium in Detroit. Born and raised in Windsor, Siddall attended Assumption High School before accepting a football scholarship to Central Michigan University as a quarterback. Joe and his wife (Dr. Tamara Siddall) have four children - Brooke, Brett, Mackenzie and Kevin (deceased).



BEN WAGNER
PLAY-BY-PLAY ANNOUNCER

In his sixth season with Sportsnet and the Toronto Blue Jays, Ben Wagner spent the previous 11 seasons with the club's Triple-A affiliate, the Buffalo Bisons (2007-2017), handling broadcast duties on radio and television. The native of New Paris, Indiana, started his professional career in baseball with the Lakewood BlueClaws (2004-2006). Wagner attended Indiana State University where he was the sports director at WISU for three years and broadcasted baseball, football, and basketball. Away from the ballpark, he enjoys volunteering his time with the Jays Care Foundation and spending time with Blue Jays alumni at various events, and exploring the country. During the off-season, he enjoys broadcasting college basketball, volunteering in the Dunedin community, and being active outdoors.



LE BASEBALL DES BLUES JAYS



RODGER BRULOTTE
PLAY-BY-PLAY ANNOUNCER (FRENCH)

Rodger Brulotte's association with the Expos began in 1969 as a member of the club's scouting department. The following year he was named administrative assistant to the director of scouting and player personnel, Mel Didier. Brulotte had also been in public relations and marketing as well as serving as the team's traveling secretary from 1977-1978. He spent 17 seasons with Jacques Doucet on the Expos' French radio network. For his work on television, more than 20 years at RDS analyzing Expos games, Major League baseball games, All-Star games and postseason games, he and his partner, Denis Casavant, were nominated twice for a Géméaux Award for sports broadcasting. In 2013, Brulotte was honoured with the Jack Graney Award joining Jacques Doucet, Jerry Howarth and Tom Cheek as members of this elite group. As of August 2012, he joined TVA Sports Network as an analyst on the Blue Jays' French broadcasts. His hobbies are golf, books and movies.



DENIS CASAVANT
PLAY-BY-PLAY ANNOUNCER (FRENCH)

Denis Casavant has been describing games for over 40 years, covering baseball, hockey, football, basketball and the Olympic Games. Casavant spent 17 seasons calling games for the Montreal Expos on the club's French radio network, including Dennis Martinez's perfect game on July 28, 1991. He began his broadcasting career in 1982 covering the Olympiques junior hockey team and the Ottawa Rough Riders for a radio station in Hull. Casavant produced and did play-by-play for Expos games from 1986-1989 and then joined RDS for television broadcasts where he covered the Expos and many other sports for nearly 25 years.



FRANÇOIS PAQUET
PLAY-BY-PLAY ANNOUNCER (FRENCH)

François Paquet has been a reporter for Major League Baseball games on TVASports since 2016. He also served as the voice of the Capitales de Québec of the Can-Am Baseball League for more than 15 years.

2023 BLUE JAYS RADIO STATION LIST

BRITISH COLUMBIA

CISL	Vancouver	650 AM
CHNL	Kamloops	610 AM

ALBERTA

CFAC/Sportsnet 960 The FAN	Calgary	960 AM
CFRN	Edmonton	1260 AM

SASKATCHEWAN

CFSL	Weyburn	1190 AM
------	---------	---------

ONTARIO

CKGL	Kitchener	570 AM
CFPL	London	980 AM
CKAT	North Bay	600 AM
CIWW	Ottawa	1310 AM
CHOK	Sarnia	1070 AM
CJCS	Stratford	1240 AM
CJCL/Sportsnet 590 The FAN	Toronto	590 AM
CKNX	Wingham	920 AM

NOVA SCOTIA

CJNI	Halifax	95.7 FM
------	---------	---------





As the only sports and entertainment venue of its size and design in Canada, Rogers Centre is one of the most dynamic and versatile entertainment facilities in the world. From music and sport to trade and community events, some of the most iconic athletes, rock stars, entertainers, religious figures, and inspirational leaders have all delighted audiences since the stadium's spectacular opening on **June 3, 1989**.

Formerly known as SkyDome, the venue was renamed Rogers Centre on February 2, 2005. Structurally, the building remains much the same today as it was when it opened in 1989; however, on July 28, 2022, the Toronto Blue Jays announced a multi-year \$300-million privately funded renovation that would transform Rogers Centre from a multi-purpose stadium into a ballpark. This two-to-three-year phased project is by far the largest renovation in the building's history, though over the years, Rogers Centre has undergone smaller-scale changes, including widened concourses; updated suites; innovative lighting system; and new video, audio, and broadcast technology.

This impressive technology includes cutting-edge Daktronics video and ribbon boards debuted in 2022, replacing the old system that had been in place since 2005. The 10mm LED videoboard includes an 8,076 square-foot display, with the centre screen measuring 47 feet tall, flanked by two lower wings stretching 258 feet. The 16mm LED ribbon boards are 1,334 feet long, wrapping along the 300 Level fascia. With the upgrade, resolution improved 2.5-times to 1080p HD.

The 2022 season also saw the introduction of a state-of-the-art LED Musco lighting system, including brand new backend infrastructure, making Rogers Centre the first Major League ballpark (along with the Miami's LoanDepot Park) to have independent red, green, blue, and amber fixtures, enabling a lighting display of millions of colours and scene options. The previous system was installed in 2011, with original backend infrastructure from the building's opening, and with the new system, hydro consumption was reduced by two-thirds. With more than 2.5 kilometres of fiberoptics and 40,000 feet of copper wire instantaneously controlling 532 LED fixtures (47 colour-changing; four bulpin; and 16 ball trackers), stadium lights can even dance to the beat of music!

Beyond stadium audio and visual technology, the Blue Jays playing surface has evolved substantially throughout its history.

This included a major shift ahead of the 2016 season, with the infield retrofitted from its original state of four separate concrete pits filled with dirt to form each base, to an all-dirt infield. The new dirt infield allows for greater material depth, ensuring the best quality infield surface and more consistency across the league. Now approximately 12,000 square feet, the infield is made up of five distinct layers: the under fill – the existing sand and gravel base below the concrete floor; a two-inch layer of pea gravel for excess water drainage; a four-inch layer of sub-angular sand to manage moisture; six-inches of baseball dirt made up of 60% sand, 20% clay, and 20% silt, processed specifically for baseball fields; and finally, top dressing – a loose layer of calcined and vitrified clay material. The pitcher's mound is constructed on a fiberglass dish that is lowered and raised by a hydraulic system.

The remainder of the field is a permanent AstroTurf® Diamond Series turf system, installed for the 2022 season to improve safety and playability, replacing the previous convertible system introduced in 2015. It is made up of a Brock shock pad installed over the concrete subgrade, with turf on top made up of three fibres – polyethylene monofilament, slit film, and rootzone fibres – and infilled with subangular sand and granulated rubber.

Rogers Centre's 2022-2023 offseason renovation completely redesigned the Blue Jays outfield to modernize the fan experience and add nuance to how the park plays. The stadium

was one of two remaining MLB venues to have both symmetrical outfield dimensions and wall heights, previously measuring 328 feet down the foul lines, 375 feet to the power alleys, and 400 feet to dead center field, with 10-foot-high walls. The new outfield walls added variations in heights, depths, and angles, creating a distinct and dynamic ballpark character.

While Rogers Centre has evolved into a baseball-first venue, the original engineering was some of the first of its kind. One of the unique original features was the ability to modify the lower bowl between two modes – baseball and football – to fit the needs of any event. The 100 Level seats sit on a railway track system that could rotate within hours.

The most remarkable feature, still in use today, is a fully retractable roof converting the ballpark into an open-air venue and rotating back in less than 30 minutes to ensure that no event needs to be cancelled due to inclement weather. The roof system features a series of three moveable and one stationary panel, which takes approximately 25 minutes to open or close fully. The roof weighs 11,000 tons and covers an area of 339,343 square feet, with the highest point standing 282 feet above field level.

Architects Rod Robbie and Michael Allen designed the building and patented its retractable roof system. Preparation of the site began in April 1986, with ground-breaking in October of that same year. The last exterior concrete was poured in November 1988 and the first test of the moveable roof panels was performed in January 1989. More than 10,000 person-years of employment were created with the construction of Rogers Centre.

Aramark is the exclusive food and beverage supplier of Rogers Centre.

Conveniently located in the heart of Toronto's vibrant downtown community, at the base of the CN Tower and close to the Entertainment and Financial Districts, the ballpark is easily accessible via the TTC and GO Transit.

ROGERS CENTRE INTERESTING FACTS

- The entire *Rogers Centre* complex spans 12.7 acres (5.14 hectares). The building itself takes up 11.5 acres (4.66 hectares).
- The diameter of the building is 700 feet while the volume inside the stadium with the roof closed is 56.5 million cubic feet (1.6 million cubic meters).
- On average, it takes approximately 40 hours to convert the field from baseball to concert mode.
- Seating Capacity: approximately 54,000 (depending on layout of event)
- **Seating Bowl Capacity: 41,500**
- For the 2023 season, seating capacity was reduced by approximately 7%, due to 500 Level seat replacements and various outfield seating sections removed to make room for new social spaces and bleacher-style seating
- Suites: 131 suites are conveniently located on the 300 and 400 levels of the venue.
- The Toronto Blue Jays 1993 World Series Title was won on home turf at *Rogers Centre* (Saturday, October 23 vs. Philadelphia; 8-6)
- On March 17, 2002 *Rogers Centre* set a venue attendance record when it hosted 68,237 fans for WrestleMania X8.

ROGERS CENTRE MARQUEE DATES

- Official Groundbreaking: October 3, 1986
- Opening Ceremony: June 3, 1989
- Firsts: Baseball: June 5, 1989
Concert: Rod Stewart – June 8, 1989
Football: June 29, 1989 (pre-season)
July 12, 1989 (regular season)



SKYDOME/ROGERS CENTRE FIRSTS

GAME – Monday June 5, 1989
(Blue Jays-3, Milwaukee Brewers-5)

WIN – Wednesday, June 7, 1989
(Blue Jays-4, Milwaukee-2)

ATTENDANCE – 48,378

TIME/TEMP – 2:43/18°C (64°F)

PITCHER – Jimmy Key, Toronto

BATTER – Paul Molitor, Milwaukee (doubled)

PLATE UMPIRE – Rocky Roe

PITCH – Fastball, called strike

HIT – Double by Paul Molitor in 1st inning

RUN – Paul Molitor in 1st inning

SINGLE – Kelly Gruber, Toronto, 1st inning

DOUBLE – Paul Molitor, 1st inning

HOME RUN – Fred McGriff, Toronto, 2nd inning

RBI – Gary Sheffield, Milwaukee, 1st inning

WINNING PITCHER – Don August, Milwaukee

BLUE JAYS WINNING PITCHER – John Cerutti

LOSING PITCHER – Jimmy Key, Toronto

SAVE – Dan Plesac, Milwaukee

PUTOUT – Nelson Liriano, Toronto

ASSIST – Kelly Gruber, Toronto

STOLEN BASE – Fred McGriff, 6th inning

WALK – George Bell, Toronto, 2nd inning

FIRST GAME PLAYED AT EXHIBITION STADIUM

The Blue Jays slugged their way to a 9-5 triumph over the Chicago White Sox in their April 7, 1977, debut.

Despite snow flurries before the game and near-freezing temperatures, 44,649 fans witnessed the exciting contest, which featured 16 hits by the Blue Jays and 15 by Chicago.

The Blue Jays played 968-games from April 7, 1977-May 28, 1989 at Exhibition Stadium posting a record of 492-476 with 23,213,567 fans passing through the turnstiles.

EXHIBITION STADIUM FIRSTS

GAME – Thursday April 7, 1977
(Blue Jays 9, Chicago White Sox 5)

ATTENDANCE – 44,649

TIME/TEMP. – 3:22/0°C (32°F)

PITCHER – Bill Singer, Toronto

BATTER – Ralph Garr, Chicago (walked)

PLATE UMPIRE – Nestor Chylak

PITCH – Called strike

HIT – Home run by Richie Zisk, first inning, none on

RUN – Ralph Garr (scored on sacrifice fly by Jorge Orta)

SINGLE – Jim Spencer, Chicago, April 7, 1977, first inning

DOUBLE – Richie Zisk, Chicago, April 7, 1977, second inning

TRIPLE – Ron LeFlore, Detroit, April 12, 1977, fifth inning

HOME RUN – Richie Zisk, April 7, 1977, first inning

FIRST RBI – Jorge Orta, Chicago, April 7, 1977, 1st inning

INSIDE-THE-PARK HOME RUN – Cecil Cooper, Milwaukee, May 5, 1977 (fifth inning)

GRAND SLAM HOME RUN – Hector Torres vs. New York, June 27, 1977 (fifth inning, off Ron Guidry)

TWO HOME-RUN GAME – Doug Ault, Toronto, April 7, 1977

THREE HOME-RUN GAME – John Mayberry, K.C., June 1, 1977

PINCH-HIT HOME RUN – Al Woods, Toronto, April 7, 1977 (fifth inning)

WINNING PITCHER – Jerry Johnson, Toronto (in relief), April 7, 1977

LOSING PITCHER – Ken Brett, Chicago (starter), April 7, 1977

SAVE – Pete Vuckovich, Toronto, April 7, 1977

PUTOUT – Steve Bowling, Toronto (fly ball to right field) April 7, 1977

ASSIST – Hector Torres, Toronto (ground ball to shortstop) April 7, 1977

ERROR – Rick Cerone, Toronto, April 7, 1977

SHUTOUT – Ferguson Jenkins, Boston, Sun. April 24, 1977 (9-0)

COMPLETE GAME – Dave Lemanczyk, Toronto vs. Chicago, April 9, 1977

WALK – Ralph Garr by Bill Singer, April 7, 1977 (first inning)

STRIKEOUT – John Scott by Ken Brett, April 7, 1977 (first inning)

FORFEIT – Baltimore, Thurs. September 15, 1977 (Blue Jays 9, Baltimore 0)

NIGHT GAME – Mon., May 2, 1977 vs. Milwaukee (Brewers 3, Blue Jays 1)

STOLEN BASE – Ralph Garr, Chicago, April 7, 1977 (first inning)

TRIPLE PLAY – Clancy to Mayberry to Gomez, April 22, 1978 (sixth inning)

BALK – Balor Moore, Toronto vs. Seattle, May 13, 1978

ONE-HITTER – Chris Knapp, California, September 3, 1978 (Angels 3, Blue Jays 1)

NO-HITTER – Never happened

EXHIBITION STADIUM LASTS

GAME – May 28, 1989 (Blue Jays 7, Chicago White Sox 5), 10 innings

ATTENDANCE – 46,120

TIME/TEMP. – 3:19/20°C (68°F)

PITCHER – Bobby Thigpen, Chicago

BATTER – George Bell, Toronto, home run

PLATE UMPIRE – Dan Morrison

HIT – Home Run by George Bell, 10th inning

RUN – George Bell on home run

DOUBLE – Kelly Gruber, Toronto 10th inning

HOME RUN – George Bell, 10th inning

RBI – George Bell, 10th inning

WINNING PITCHER – Tom Henke

LOSING PITCHER – Bobby Thigpen

PUTOUT – Fred McGriff, Toronto, 10th inning

ASSIST – Nelson Liriano, Toronto, 10th inning

SAHLEN FIELD FIRSTS

GAME – Tuesday, August 11, 2020
(Blue Jays 5, Miami Marlins 4, 10 innings)

ATTENDANCE – 0

TIME/TEMP. – 3:20/25°C (77°F)

PITCHER – Hyun Jin Ryu, Toronto

BATTER – Jonathan Villar, Miami (strikeout)

PLATE UMPIRE – James Hoye

HIT – Single by Travis Shaw, 1st inning, none on

HOME RUN – Brian Anderson, August 11, 2nd inning

GRAND SLAM HOME RUN – Danny Jensen vs. New York (AL), September 7, (6th inning, off Adam Ottavino)

TWO HOME-RUN GAME – Travis Shaw (TOR) vs. Miami, August 12

TD BALLPARK FIRSTS

GAME – Thursday, April 8, 2021
(Angels 7, Blue Jays 5, 11 innings)

ATTENDANCE – 1,348

TIME/TEMP. – 3:57/27°C (80°F)

PITCHER – Ross Stripling, Toronto

BATTER – David Fletcher, Angels (L8)

PLATE UMPIRE – Eric Bacchus

HIT – Double by Mike Trout, 1st inning, none on

HOME RUN – Vladimir Guerrero Jr., April 8, 1st inning

GRAND SLAM HOME RUN – Vladimir Guerrero Jr. vs. Washington, April 27, 2021 (3rd inn., off Max Scherzer)

TWO HOME-RUN GAME – Kyle Higashioka (NYY) vs. Toronto, April 12, 2021



BLUE JAYS AT ROGERS CENTRE AND EXHIBITION STADIUM

	AT EXHIBITION W-L	AT ROGERS CENTRE W-L	OPEN W-L	CLOSED W-L	OPENED/CLOSED DURING GAME W-L
1977	25-55				
1978	37-44				
1979	32-49				
1980	35-46				
1981	17-36				
1982	44-37				
1983	48-33				
1984	49-32				
1985	54-26				
1985 ALCS	2-2				
1986	42-39				
1987	52-29				
1988	45-36				
1989	12-14				
1989 ALCS		34-21	23-21	9-0	2-0
1990		1-2	-	1-2	-
1990		44-37	12-18	29-17	3-2
1991		46-35	26-22	19-10	1-3
1991 ALCS		0-3	-	0-3	-
1992		53-28	19-11	31-16	3-1
1992 ALCS		2-1	-	2-1	-
1992 WS		2-1	-	2-1	-
1993		48-33	15-14	30-17	3-2
1993 ALCS		1-2	-	1-2	-
1993 WS		2-1	-	2-1	-
1994		33-26	11-12	16-11	6-3
1995		29-43	17-26	12-16	0-1
1996		35-46	18-25	14-16	3-5
1997		42-39	20-20	18-16	4-3
1998		51-30	33-12	16-13	2-5
1999		40-41	18-34	18-5	4-2
2000		45-36	26-12	16-21	3-3
2001		39-42	20-19	18-22	1-1
2002		42-39	30-22	11-17	1-0
2003		41-40	21-17	19-20	1-4
2004		40-41	28-26	12-14	0-1
2005		43-38	27-24	13-13	3-1
2006		50-31	24-19	24-12	2-0
2007		49-32	32-19	15-13	2-0
2008		47-34	26-20	19-10	2-4
2009		44-37	17-20	22-15	5-2
2010		45-33	29-19	10-14	6-0
2011		42-39	29-30	12-9	1-0
2012		41-40	22-24	15-14	4-2
2013		40-41	23-20	15-20	2-1
2014		46-35	25-19	19-15	1-1
2015		53-28	38-14	11-14	4-0
2015 ALDS		1-2	-	1-2	-
2015 ALCS		2-1	-	2-1	-
2016		46-35	34-16	11-18	1-1
2016 ALWC		1-0	1-0	-	-
2016 ALDS		1-0	-	1-0	-
2016 ALCS		1-2	-	1-2	-
2017		42-39	22-18	20-14	0-7
2018		40-41	21-19	19-21	0-1
2019		35-46	12-20	21-25	2-1
2021		25-11	20-9	2-0	3-2
2022		47-34	30-22	16-12	1-0
2022 ALWC		0-2	-	0-2	-
OVERALL	492-476	1397-1171	768-643	553-469	76-59
POSTSEASON	2-2	14-17	1-0	13-17	-

All-time regular-season home wins 1928 + All time postseason home wins 16 = 1944

All-time regular-season home losses 1678 + All time postseason home losses 19 = 1697

* Games played against Philadelphia in June 2010 are considered away games in W-L records but home games in attendance records.

** All 26 home games in 2020 were played at Sahlen Field in Buffalo, NY (17-9).

*** The first 44 home games of 2021 were split between TD Ballpark in Dunedin, FL (10-11) and Sahlen Field (12-11).

BIOGRAPHIES

LAST SEASON

HISTORY

RECORDS

OPPONENTS

PLAYER DEV.

MEDIA & MISC.



GAME DELAYS AT ROGERS CENTRE

DATE	TEAM	REASON	DURATION
June 7, 1989	Milwaukee	Rain	6 minutes
August 27, 1990	Milwaukee	Bugs	35 minutes
August 10, 1991	Boston	Rain	14 minutes
July 21, 1994	Texas	Rain	7 minutes
June 18, 1997	Atlanta	Fog	14 minutes
July 26, 2003	Chicago (A)	Rain	26 minutes

GROUND RULES – ROGERS CENTRE

1. Ball hitting any portion of fence or screen in back of home plate—in play.
2. Ball going into camera booth behind home plate: thrown by pitcher from rubber—one base; any other thrown ball—two bases.
3. Ball hitting padding and bouncing over fence—two bases.
4. A fairly batted or thrown ball lodged in the padding—two bases.
5. A fairly batted or thrown ball that goes into the dugout or strikes equipment on the dugout steps is considered in the dugout.
6. Ball hitting padding on outfield fence to foul or seating side of foul line—dead ball.

HOME POSTPONEMENTS

1. April 22, 1977 vs. Boston (Friday-Day)
2. April 23, 1977 vs. Boston (Saturday-Day)
3. September 24, 1977 vs. New York (Saturday-Day)
4. September 30, 1977 vs. Cleveland (Friday-Night)
5. October 1, 1977 vs. Cleveland (Saturday-Day)
6. April 20, 1978 vs. New York (Thursday-Day)
7. May 8, 1978 vs. Oakland (Monday-Night)
8. May 14, 1978 vs. Seattle (Sunday-Day)
9. June 12, 1978 vs. Minnesota (Monday-Night)
10. May 25, 1979 vs. Boston (Friday-Night)
11. April 14, 1980 vs. Milwaukee (Monday-Opening Day)
12. April 28, 1980 vs. Kansas City (Monday-Night)
13. May 13, 1980 vs. Seattle (Tuesday-Night)
14. June 19, 1980 vs. Chicago (Thursday-Night)
15. May 5, 1981 vs. Cleveland (Tuesday-Night) - fog
16. August 30, 1981 vs. Kansas City (Sunday-Day)
17. September 21, 1981 vs. Oakland (Monday-Night)
18. June 5, 1982 vs. Cleveland (Saturday-Day)
19. June 25, 1982 vs. Minnesota (Friday-Night)
20. September 14, 1982 vs. Oakland (Tuesday-Night)
21. April 30, 1983 vs. Chicago (Saturday-Day)
22. May 29, 1983 vs. Boston (Sunday-2nd Game-DH)
23. July 4, 1983 vs. Seattle (Monday-Night)
24. April 30, 1984 vs. Texas (Monday-Night) - winds
25. April 16, 1986 vs. Baltimore (Wednesday-Day)
26. September 10, 1986 vs. New York (Wednesday-Night)
27. October 4, 1986 vs. Milwaukee (Saturday-Day)
28. April 15, 1988 vs. Minnesota (Friday-Night) - cold
29. May 17, 1989 vs. California (Sunday-Day)
30. April 12, 2001 vs. Kansas City (Thursday-Night) - unsafe roof
31. April 16, 2018 vs. Kansas City (Monday-Night) - unsafe roof
32. August 15, 2020 vs. Tampa Bay (Saturday-Night) - rain
33. April 11, 2021 vs. Los Angeles (AL) (Sunday-Day) - rain
34. July 17, 2021 vs. Texas (Saturday-Day) - rain
35. July 20, 2021 vs. Boston (Tuesday-Night) - rain

ROGERS CENTRE FIELD MEASUREMENTS

Left Foul Line: 328 feet (14 feet, 4 inches)
Left-center Field Alley: 368 feet (11 feet, 2 inches)
Center Field: 400 feet (8 feet)
Right-center Field Alley: 359 feet (14 feet, 4 inches)
Right Foul Line: 328 feet (12 feet, 7 inches)

ROGERS CENTRE ADDRESS

1 Blue Jays Way
Toronto, Ontario
M5V 1J1



ROGERS CENTRE ROOF OPENINGS

FIRST OPENING DATE OF EACH SEASON

YEAR	DATE OPENED	OPPONENT	FINAL SCORE	W-L	TEMPERATURE & WIND
1989	Monday June 5	Milwaukee Brewers	Blue Jays 3 – Brewers 5	0-1	18°C/64°F, 6KM
1990	Thursday April 26	Cleveland Indians	Blue Jays 3 – Indians 4	0-2	29°C/84°F, 20KM
1991	Saturday April 27	Detroit Tigers	Blue Jays 2 – Tigers 4	0-3	20°C/68°F, 9KM
1992	Saturday May 16	Seattle Mariners	Blue Jays 6 – Mariners 7	0-4	21°C/70°F, 17KM
1993	Thursday May 6	Baltimore Orioles	Blue Jays 10 – Orioles 8	1-4	19°C/66°F, 30KM
1994	Saturday May 7**	Milwaukee Brewers	Blue Jays 3 – Brewers 2	2-4	11°C/52°F, 15KM
1995	Friday May 26	Cleveland Indians	Blue Jays 4 – Indians 7	2-5	20°C/68°F, 20KM
1996	Saturday May 25	Minnesota Twins	Blue Jays 4 – Twins 6	2-6	15°C/59°F, 18KM
1997	Saturday April 26	Seattle Mariners	Blue Jays 4 – Mariners 3	3-6	15°C/59°F, 17KM
1998	Wednesday May 13	Oakland Athletics	Blue Jays 2 – Athletics 4	3-7	20°C/68°F, 10KM
1999	Tuesday May 4	Oakland Athletics	Blue Jays 4 – Athletics 13	3-8	21°C/70°F, 15KM
2000	Friday May 5	Cleveland Indians	Blue Jays 11 – Indians 10	4-8	26°C/79°F, 30KM
2001	Wednesday June 6	Tampa Bay Rays	Blue Jays 2 – Rays 6	4-9	22°C/72°F, 20KM
2002	Wednesday April 16	Boston Red Sox	Blue Jays 3 – Red Sox 14	4-10	27°C/81°F, 29KM
2003	Monday May 26	Chicago White Sox	Blue Jays 11 – White Sox 5	5-10	17°C/63°F, 15KM
2004	Thursday May 13	Boston Red Sox	Blue Jays 12 – Red Sox 6	6-10	17°C/63°F, 10KM
2005	Friday May 6	Chicago White Sox	Blue Jays 3 – White Sox 5	6-11	17°C/63°F, 17KM
2006	Wednesday April 19	New York Yankees	Blue Jays 1 – Yankees 3	6-12	17°C/63°F, 11KM
2007	Sunday April 29	Texas Rangers	Blue Jays 7 – Rangers 3	7-12	17°C/63°F, 10KM
2008	Thursday April 17	Texas Rangers	Blue Jays 1 – Rangers 4	7-13	21°C/70°F, 19KM
2009	Thursday May 14	New York Yankees	Blue Jays 2 – Yankees 3	7-14	21°C/70°F, 35KM
2010	Wednesday April 21	Kansas City Royals	Blue Jays 3 – Royals 4	7-15	14°C/57°F, 15KM
2011	Saturday May 7	Detroit Tigers	Blue Jays 0 – Tigers 9	7-16	13°C/55°F, 13KM
2012	Thursday April 19	Tampa Bay Rays	Blue Jays 4 – Rays 9	7-17	16°C/61°F, 11KM
2013	Thursday May 2	Boston Red Sox	Blue Jays 1 – Red Sox 3	7-18	16°C/61°F, 22KM
2014	Saturday May 24	Oakland Athletics	Blue Jays 5 – Athletics 2	8-18	16°C/61°F, 8KM
2015	Wednesday May 6	New York Yankees	Blue Jays 5 – Yankees 1	9-18	16°C/61°F, 8KM
2016	Friday May 27	Boston Red Sox	Blue Jays 7 – Red Sox 5	10-18	20°C/68°F, 8KM
2017	Sunday May 28	Texas Rangers	Blue Jays 1 – Rangers 3	10-19	16°C/60°F, 23KM
2018	Wednesday May 9	Seattle Mariners	Blue Jays 5 – Mariners 2	11-19	17°C/62°F, 19KM
2019	Thursday June 6	New York Yankees	Blue Jays 2 – Yankees 6	11-20	19°C/66°F, 8KM
2021	Friday July 30	Kansas City Royals	Blue Jays 6 – Royals 4	12-20	19°C/66°F, 19KM
2022	Monday May 16	Seattle Mariners	Blue Jays 6 – Mariners 2	13-20	17°C/63°F, 21KM

** – indicates roof was closed during game

+ All home games in 2020 were played at Sahlen Field in Buffalo, NY

LONGEST SCORELESS INNINGS STREAKS BY A TORONTO RELIEVER WITHIN A SEASON

1989	26.2	Tom Henke	Aug. 6-Sept. 14, 1989
2015	26.0	Brett Cecil	June 24-Sept. 19, 2015
2008	26.0	Scott Downs	May 2-July 1, 2008
1986	24.0	Mark Eichhorn	Aug. 10-29, 1986
2001	23.0	Paul Quantrill	April 3-May 10, 2001
2007	21.2	Jeremy Accardo	April 4-May 26, 2007
1987	21.1	Tom Henke	April 6-May 20, 1987
1978	21.1	Victor Cruz	June 24-July 31, 1978



BLUE JAYS SPRING TRAINING DIRECTORY

SITE

MINOR LEAGUE COMPLEX

Toronto Blue Jays Player Development Complex
3031 Garrison Road
Dunedin, Florida 34698

TD BALLPARK

373 Douglas Avenue
Dunedin, Florida 34698

All home games will be played at TD Ballpark

MAILING ADDRESS:

TORONTO BLUE JAYS
373 Douglas Avenue
Dunedin, Florida 34698

TELEPHONES:

TD BALLPARK OFFICE.....	(727) 733-9302
TD BALLPARK TICKETS.....	(727) 733-0429
MEDIA RELATIONS OFFICE.....	(727) 733-9302
FAX – TD BALLPARK.....	(727) 734-7661
PRESS BOX.....	(727) 738-7040

TICKET DATA:

Ticket Office at: TD Ballpark, 373 Douglas Avenue, Dunedin, FL
Monday to Friday 8:00am – 6:00pm, Saturday and Sunday 10:00am – 2:00pm for phone orders.....1-888-525-JAYS
In Person: Open for ticketing support on game days

Media Parking: Limited available.

Trainer's Room: Trainer's room is not accessible to media at any time.



TD BALLPARK

The Blue Jays are the only Major League Baseball team to have remained in the same Spring Training location throughout franchise history. Located at the corner of Douglas Avenue and Beltrees Street in Dunedin, FL, TD Ballpark has been the Spring Training home for the Toronto Blue Jays since the club's first season in 1977. It is also home to the Dunedin Blue Jays of the Florida State League (Class-A affiliate).

From 1977 to 1989, the Blue Jays played at Grant Field. The first ever Blue Jays game played there was on March 11, 1977 with the Blue Jays defeating the New York Mets by a score of 3-1. In 1990, the City of Dunedin built Dunedin Stadium at Grant Field for the Blue Jays, increasing the seating capacity from 3,417 to 6,106. The project cost of approximately \$2.4 million, designed by the architect firm Johnston Dana Associates and built by Case Contracting Company.

On September 8, 2000, the City of Dunedin and the Blue Jays reached an agreement to keep the team in Dunedin for a minimum of 15 years. Under the new agreement, major renovations were made to Dunedin Stadium and a new Minor League facility was constructed. The \$12.5 million renovation was shared between the State of Florida, Pinellas County, the City of Dunedin, and the Blue Jays. The renovations to Dunedin Stadium began in February 2002 and were designed by the architectural firm HOK Sports + Venue + Event and built by J.A. Jones Construction. The changes to Dunedin Stadium included a new two-story building beyond the right field wall, which holds the Blue Jays clubhouse, training room, and weight room on the ground floor, with office space for the Major League club on the second floor. The visiting clubhouse was located on the third-base line and the bleacher seats along the right-field foul line were removed in favour of permanent seating. The dimensions of the stadium increased from 315 to 327 feet with a capacity of 5,509.

Construction on the Minor League facility was completed for the 2003 season. The Bobby Mattick Training Center was located on the same grounds of the Englebert Complex. Until 2018, the facility featured clubhouses, offices, a weight room, five full fields, and one half field.

In December of 2018, the Blue Jays announced a partnership between the City of Dunedin, Pinellas County, and the State of Florida for a \$102 million overhaul of the ballpark and Minor League facilities, keeping Dunedin as the Spring Training home of the Blue Jays for another 25 years. The renovation to the ballpark expanded capacity to 8,500 (including standing room only) and featured a brand-new Jays Shop, renovated suites, an air-conditioned bar, a family area, a 360° boardwalk linking each side of the ballpark, an enhanced videoboard and speaker system, and refreshed concession stands and restrooms. On November 4, 2019, the Blue Jays officially renamed the newly renovated stadium TD Ballpark, building on a five-year sponsor relationship announced in early 2019. The grand opening of TD Ballpark took place on February 24, 2020 versus the Atlanta Braves.

The second major piece of the investment included a revolutionary Player Development Complex, featuring three new diamonds, a 10,000 square foot weight room, dedicated Major and Minor League clubhouses, pitching and hitting labs, a 3,000 square foot kitchen, variable depth pools, a sprint hill, and covered agility field. The new facility opened in the fall of 2020, at which point the Bobby Mattick Complex will be turned over to the City of Dunedin.

The largest spring exhibition game crowd in Dunedin prior to the 2020 renovation was 6,218, on Tuesday, March 27, 1990 between the Blue Jays and the Kansas City Royals, and on Wednesday, March 13, 1985 between the Blue Jays and the New York Mets. However, that mark was eclipsed during the 2020 Spring Training Home Opener at TD Ballpark, as 6,335 fans entered on February 24 to see the Blue Jays take on the Atlanta Braves in their newly renovated park. Three years later, as pandemic travel restrictions for Canadian baseball fans dissipated, a new record of 7,011 fans was established when the Blue Jays took on the Yankees for their 2023 Home Opener on February 26.

DIMENSIONS

Left-field line	328 ft/100.0 m	Fence – 10' high from LF-CF; 16' high from CF-RF
Left-centre	373 ft/113.7 m	Warning track – 20 ft/6.1 m
Centre field	400 ft/121.9 m	Capacity – 8,500
Right-centre	353 ft/107.6 m	
Right-field line	328 ft/100.0 m	



SPRING TRAINING RECORD

YEAR	HOME W-L-T	ROAD W-L-T	OTHER W-L-T	OVERALL W-L-T	PCT
1977	5-8-0	3-8-0	0-0-0	8-16-0	.333
1978	3-8-0	5-9-0	0-0-0	8-17-0	.320
1979	6-6-0	6-6-0	0-0-0	12-12-0	.500
1980	5-4-0	5-3-0	0-0-0	10-7-0	.588
1981	7-6-0	6-7-1	0-0-0	13-13-1	.481
1982	7-7-0	8-5-1	0-0-0	15-12-1	.536
1983	9-4-0	7-6-0	1-1-0	17-11-0	.607
1984	8-6-0	5-10-0	2-2-0	15-18-0	.456
1985	11-4-0	8-5-1	1-2-0	20-11-1	.625
1986	10-3-0	5-9-0	0-0-0	15-12-0	.556
1987	5-5-1	4-6-1	0-0-1	9-11-3	.391
1988	9-5-0	9-5-2	1-1-0	19-11-2	.594
1989	12-4-0	9-6-0	0-0-0	21-10-0	.677
1990	1-5-0	3-5-0	0-0-0	4-10-0	.286
1991	6-10-0	3-9-2	1-2-0	10-21-2	.303
1992	12-4-0	1-14-0	1-3-0	14-21-0	.400
1993	8-8-0	3-11-0	2-2-0	13-21-0	.382
1994	7-10-0	5-8-1	0-4-0	12-22-1	.342
1995	4-2-1	1-3-1	0-1-0	5-6-2	.385
1996	6-8-1	3-14-0	0-3-0	9-25-1	.257
1997	12-4-0	5-10-1	0-0-0	17-14-1	.531
1998	7-10-0	9-6-0	2-0-0	18-16-0	.529
1999	8-9-0	4-11-0	0-0-0	12-20-0	.375
2000	12-5-1	6-7-0	2-2-1	20-14-2	.556
2001	8-5-0	4-11-0	0-1-0	12-17-0	.414
2002	7-5-2	6-8-1	0-0-0	13-13-3	.448
2003	8-4-2	5-6-2	0-0-0	13-10-4	.481
2004	7-8-1	6-7-1	0-0-0	13-15-2	.433
2005	9-6-0	7-4-2	0-2-0	16-12-2	.533
2006	5-10-0	7-8-0	0-0-0	12-18-0	.400
2007	6-7-2	6-7-2	0-0-0	12-14-4	.400
2008	7-7-0	6-9-0	2-0-0	15-16-0	.484
2009	7-8-1	6-9-2	1-0-1	14-17-4	.400
2010	4-6-1	8-8-0	1-1-0	13-15-1	.448
2011	8-7-0	8-7-1	0-0-0	16-14-1	.516
2012	13-3-1	11-4-0	0-0-0	24-7-1	.750
2013	8-7-1	8-10-0	2-0-0	18-17-1	.500
2014	9-7-0	7-6-0	2-0-0	18-13-0	.581
2015	9-7-0	10-6-0	1-1-0	20-14-0	.588
2016	11-1-2	5-6-1	0-2-0	16-9-3	.571
2017	4-11-1	7-7-1	1-0-1	12-18-3	.364
2018	7-7-1	6-10-0	1-1-0	14-18-1	.424
2019	6-6-1	7-8-0	1-1-0	13-14-2	.448
2020	6-2-1	7-4-1	0-0-0	13-6-2	.619
2021	8-3-3	8-6-0	0-0-0	16-9-3	.571
2022	5-2-1	4-4-1	0-0-0	9-6-2	.529
Total	342-274-26	272-338-26	25-32-4	638-643-56	.477



BIOGRAPHIES
 LAST SEASON
 HISTORY
 RECORDS
 OPPONENTS
 PLAYER DEV.
 MEDIA & MISC.



SPRING TRAINING ATTENDANCE

YEAR	HOME	ROAD	OTHER	TOTAL
1977	21,728	22,093	—	43,821
1978	20,009	36,334	—	56,343
1979	21,420	26,496	—	47,916
1980	15,377	18,499	—	33,876
1981	24,180	33,391	—	57,571
1982	26,442	37,237	—	63,679
1983	27,662	31,590	28,871	88,123
1984	32,869	53,900	110,990	197,759
1985	39,022	45,268	67,007	151,297
1986	43,263	62,936	—	106,199
1987	35,101	38,383	16,620	90,104
1988	42,673	73,234	39,570	155,477
1989	54,270	77,284	—	131,554
1990	21,410	27,695	—	49,105
1991	80,461	96,300	70,471	247,232
1992	84,356	102,651	103,952	290,959
1993	73,195	89,701	172,919	335,815
1994	80,310	83,782	141,465	305,557
1995	17,059	17,775	22,533	57,367
1996	54,158	83,311	18,232	155,701
1997	61,827	89,998	—	151,825
1998	48,313	78,940	31,523	158,776
1999	54,485	79,371	—	133,856
2000	48,450	77,416	35,198	161,064
2001	52,080	75,978	15,870	143,928
2002	46,530	80,262	—	126,792
2003	48,291	68,132	—	116,423
2004	58,840	82,037	—	140,877
2005	53,620	72,979	20,007	146,606
2006	53,930	82,153	—	136,083
2007	62,591	94,742	—	157,333
2008	64,444	84,835	56,257	205,536
2009	68,674	100,606	—	169,280
2010	52,550	93,019	45,257	190,826
2011	68,195	115,359	—	183,554
2012	77,108	111,493	—	188,601
2013	78,529	124,458	72,975	275,962
2014	67,830	92,035	96,350	256,215
2015	69,101	109,966	96,545	275,612
2016	72,661	87,495	106,102	266,258
2017	78,739	120,350	98,604	297,693
2018	68,927	111,098	51,151	231,176
2019	63,814	110,740	46,984	221,538
2020	46,865	73,152	—	120,017
2021	13,249	30,909	—	44,158
2022	30,490	48,467	—	78,957
TOTALS	2,325,098	3,353,850	1,565,453	7,244,401

* Other venues are not included in home and road.



GLOSSARY OF MEDICAL TERMS

BIographies

LAST SEASON

HISTORY

RECORDS

OPPONENTS

PLAYER DEV.

MEDIA & MISC.

ABDUCT – Movement of any extremity away from the midline of the body. This action is achieved by an abductor muscle.

AC JOINT – Acromioclavicular joint; joint of the shoulder where acromion process of the scapula and the distal end of the clavicle meet; most shoulder separations occur at this point.

ADDUCT – Movement of any extremity towards the midline of the body. This action is achieved by an adductor muscle.

ANTERIOR – In front of; the front surface of.

ANTERIOR CRUCIATE LIGAMENT (ACL) – A primary stabilizing ligament within the center of the knee joint that prevents hyperextension and excessive rotation of the joint. A complete tear of the ACL necessitating reconstruction could require up to 12 months of rehabilitation.

ANTI-INFLAMMATORY – Any agent which prevents inflammation, such as aspirin or ibuprofen.

ARTHROGRAM – X-ray technique for joints using air and/or dye injected into the affected area; useful in diagnosing meniscus tears of the knee and rotator cuff tears of the shoulder.

ARTHROSCOPY – A surgical examination of the internal structures of a joint by means of viewing through an arthroscope. An arthroscopic procedure can be used to remove or repair damaged tissue or as a diagnostic procedure in order to inspect the extent of any damage or confirm a diagnosis.

BONE SCAN – An imaging procedure in which a radioactive-labeled substance is injected into the body to determine the status of a bone injury. If the radioactive substance is taken up by the bone at the injury site, the injury will show as a “hot spot” on the scan image. The bone scan is particularly useful in the diagnosis of stress fractures.

CARTILAGE – Smooth, slippery substance preventing two ends of bones from rubbing together.

CAT SCAN – Use of a computer to produce a cross-sectional view of the anatomical part being investigated from x-ray data.

CHARLEY HORSE – A contusion or bruise to any muscle resulting in intramuscular bleeding.

CONCUSSION – Jarring injury of the brain resulting in dysfunction. It can be graded as mild, moderate or severe depending on loss of consciousness, amnesia and loss of equilibrium.

CONTUSION – An injury to muscle and tissues cause by a blow from a blunt object.

DEBRIDEMENT – Removal of non-healthy tissues and foreign material from a wound or burn to prevent infection and permit healing.

DELTOID MUSCLE – Muscles at the top of the arm, just below the shoulder, responsible for shoulder motions to the front, side and back.

DISC – A flat, rounded plate between each vertebrae of the spine. The disc consists of a thick fibering which surrounds a soft gel-like interior. It functions as a cushion for the spinal column.

FEMUR – Thigh bone; largest bone in the body.

FIBULA – Smaller of the two bones in the lower leg; runs from the knee to the ankle along the outside of the lower leg.

FRACTURE – Breach in continuity of a bone. Types of fractures include simple, compound, comminuted, greenstick, incomplete, impacted, longitudinal, oblique, stress or transverse.

GADOLINIUM MRI – The chemical gadolinium is injected into the joint being studied so as to enhance the diagnosis of the structure under investigation.

GLENOID – Cavity of the scapula into which the head of the humerus fits to form the shoulder girdle.

GRADE ONE INJURY – A mild injury in which ligament, tendon, or other musculoskeletal tissue may have been stretched or confused, but not torn or otherwise disrupted.

GRADE TWO INJURY – A moderate injury when musculoskeletal tissue has been partially, but not totally torn which causes appreciable limitation in function of the injured tissue.

GRADE THREE INJURY – A severe injury in which tissue has been significant, and in some cases totally, torn or otherwise disrupted causing a virtual total loss of function.

GROIN – Junction of the thigh and abdomen; location of muscles that rotate, flex and adduct the hip.

HEMATOMA – Tumor-like mass produced by an accumulation of coagulated blood in a cavity.

HYPEREXTENSION – Extreme extension of a limb or body part.

IMPINGEMENT SYNDROME – Pinching together of the supraspinatus muscle and other soft tissue in the shoulder. The most common (throwing) arm injury, which represents many pathologies and general involves supraspinatus overuse.

INFLAMMATION – The body’s natural response to injury in which the injury site might display various degrees of pain, swelling, heat, redness and/or loss of function.

LABRUM (Labrum Glenoidale) – The cartilage of the glenoid cavity in the shoulder. A lip-edge or lip-like structure.

LATERAL – To the outside of the body.

LIGAMENT – Band of fibrous tissue that connects bone to bone, or bone to cartilage and supports and strengthens joints.

MAGNETIC RESONANCE IMAGING (MRI) – Imaging procedure in which a radio frequency pulse causes certain electrical elements of the injured tissue to react to this pulse and through this process a computer display and permanent film establish a visual image. MRI does not require radiation and is very useful in the diagnosis of soft tissue, disc, and meniscus injuries.

MEDIAL – To the inside of the body.

MEDIAL COLLATERAL LIGAMENT (MCL) – Ligament of knee along the medial aspect that connects the femur to the joint.

MENISCUS – Crescent shaped cartilage, usually pertaining to the knee joint, also known as “cartilage.” There are two menisci in the knee, medial and lateral. These work to absorb weight within the knee and provide stability.

METACARPALS – Five long bones of the hand running from the wrist to the fingers.

METATARSALS – Five long bones of the foot, running from the ankle to the toes.

POSTERIOR – At the back part, or rear of the body.

POSTERIOR CRUCIATE LIGAMENT (PCL) – A primary stabilizing ligament of the knee that provides significant stability and prevents displacement of the tibia backward within the knee joint. A complete tear of this ligament necessitating reconstruction could require up to 12 months of rehabilitation.

QUADRICEP MUSCLES “QUADS” – A group of four muscles of the front thigh that run from the hip and form a common tendon at the patella; they are responsible for knee extension.

ROTATOR CUFF – Comprised of four muscles in the shoulder area that can be irritated by overuse. The muscles are the supraspinatus (most commonly injured), infraspinatus, teres minor and subscapularis.

ROTATOR CUFF IMPINGEMENT SYNDROME – A microtrauma or overuse injury caused by stress. The four stages are: 1) tendonitis with temporary thickening of the bursa and rotator cuff 2) fiber dissociation in the tendon with permanent thickening of the bursa and scar formation 3) a partial rotator cuff tear of less than 1 cm and 4) a complete tear of 1 cm or more.

SHIN SPLINT – A catch-all syndrome describing pain in the shin that is not a fracture or tumor, and cannot be defined otherwise.

SPRAIN – Injury resulting from the stretch or twist of the joint and causes various degrees of stretch or tear of a ligament or other soft tissue at the joint.

STRAIN – Injury resulting from a pull or torsion to the muscle or tendon that causes various degrees of stretch or tear to the muscle or tendon tissue.

STRESS FRACTURE – A hair-line type of break in a bone caused by overuse.

SYNOVITIS – Inflammation of the synovial lining of a joint.

TENDINITIS – Inflammation of the tendon and/or tendon sheath, caused by chronic overuse or sudden injury.

TENDON – Tissue that connects muscle to bone.

TIBIA – Larger of the two bones of the lower leg and is the weight-bearing bone of the shin.

ULNAR NERVE – Nerve in the elbow commonly irritated from excessive throwing.

ULTRASOUND – An electrical modality that transmits a sound wave through an applicator into the skin to the soft tissue in order to heat the local area for relaxing the injured tissue and/or disperse edema.

NOTE: This list is not meant to be all inclusive, nor should it be used as a substitute for a physician’s diagnosis and/or description of an injury or illness.



DETAILED TABLE OF CONTENTS

Toronto Blue Jays	1985	219	All-Time Attendance	282
Baseball Club	1989	219	Records	282
Jays Care Foundation	1991	220	Opponents in Toronto	282
Toronto Blue Jays	1992	220	Blue Jays on the Road	283
Baseball Club & Rogers Centre	1993	222	Twenty Largest Home Crowds	283
Club Officers	2015	224	How They Have Drawn	284
Mark Shapiro	2016	225	Top All-Time Attendance Marks	284
Ross Atkins	2020	226	Attendance Year-by-Year	285
Business Operations	2022	226	Home Sellout Streaks – Regular Season	285
Ben Colabrese	11	227	Attendance At The Break	286
Anuk Karunaratne	11	227	Individual Records	287
Mario R. Stankman	11	230	Blue Jays Career Games by Position	287
Christine DeJardine	12	234	Home Run Records by Position (Season)	287
Mark Ditmars	12	234	Batting Leaders	288
Andrew Goldstein	12	241	Pitching Leaders	292
Anthony Miranda	12	242	Fielding Percentage – League Leaders	295
Matt Phinney	12	242	Shutouts	295
Michelle Seniuk	13	244	Top Ten	296
Matthew Shuber	13	244	Single Season	296
Alex Wong	13	244	Batting Departments	296
Baseball Operations	14	244	Pitching Departments	297
Tony Lacava	14	245	All-Time	298
Andrew Tinnish	14	245	Batting Departments	298
James Click	14	246	Pitching Departments	299
Joe Sheehan	14	247	Perfect Starts to a Season	299
Mike Murow	15	250	Consecutive Wins in	
Mike Shaw	15	250	Consecutive Game Starts	300
Sanjay Choudhury	15	250	Consecutive Winning Streaks	300
Jeremy Reesor	15	250	by Pitchers	300
Peter Saunders	15	250	Miscellaneous Statistics	301
High Performance	16	250	Pitching	301
Dehra Harris	16	250	15-Game Winners	301
Steve Rassel	16	250	Pitchers With Over 9 Innings	301
Andrew Pipkin	16	250	in One Game	301
Adam Ingle	16	251	Blue Jays – 10 Wins	301
Phillip Dimino	16	252	Blue Jays With 10-or-More	
Michael Rendon	17	252	Strikeouts in a Game	302
Scott Peters	17	253	Low Hit Games by Blue Jays	
Sam Lima	17	253	(Individual/Combined)	303
Scott Nealon	17	253	Batting	304
Jose Julian Ministral	18	254	.300 Hitters (502 or More PA)	304
Voon Chong	18	255	100 RBI	304
John Biggar	18	255	30 Home Runs	304
Drew MacDonald	18	255	30 Stolen Bases	304
Dr. John Theodoropoulos	19	256	Season Records – Individual	305
Dr. David Lawrence	19	256	Batting	305
Todd Earl	19	257	Pitching	305
Jimmy VanOstrand	19	257	Miscellaneous	306
Scott Weberg	20	257	Fielding Season Records	307
Jeremy Tract	20	257	Game Records – Individual	308
Se Hong Jang	20	258	Batting	308
Kenji Ito	20	258	"Big" RBI Games	308
Behind the Scenes	21	259	Pitching	309
Kevin Malloy	21	259	Fielding	309
Scott Blinn	21	259	Monthly Records – Individual	311
Mustafa (Moose) Hassan	21	260	Pitching	311
Alex Andreopoulos	21	260	Batting	311
Luis Hurtado	21	260	Club Records	312
Eric Slotter	22	262	Toronto's Best Won-Lost Records	312
Theron Simpson	22	262	Blue Jays Monthly Records	315
Anthony Lucchese	22	262	Miscellaneous Statistics	315
MANAGER AND COACHES	23		Best/Worst Homestands and Roadtrips	315
John Schneider	24	262	Longest Winning Streaks (10 or More)	315
Mark Budzinski	26	262	Longest Losing Streaks (10 or More)	315
Dave Hudgens	27	263	Longest Home Winning Streaks	315
Gi Kim	28	263	Longest Road Winning Streaks	315
Guillermo Martinez	29	264	Longest Home Losing Streaks	315
Don Mattingly	31	265	Longest Road Losing Streaks	315
Hunter Mense	33	266	Home Winning and Losing Streaks	316
Luis Rivera	34	266	Winning and Losing Streaks	
Pete Walker	35	270	– Home and Road	316
Jeff Ware	36	270	Biggest Innings	317
Adam Udelman	37	270	Comebacks	318
2023 TORONTO BLUE JAYS	39		Largest Lead Changes	318
2023 Toronto Blue Jays 40-Man Roster	187	272	Triple Plays	318
2023 Toronto Blue Jays Spring Roster	191	273	Highest Scoring Games	319
How The 2023 Blue Jays Were Built	192	274	20 or More Hits	320
2022 SEASON IN REVIEW	193		Marathons in Blue Jays History	320
2022 Season in Review	194	274	Season Records – Club	321
2022 Major League Standings	197	274	General	321
2022 Day-by-day Results	198	274	Milestone Victories	321
2022 Season Highs & Lows	200	275	Batting	322
2022 Toronto Blue Jays	202	275	Fielding	322
Final Statistics	202	276	Pitching	323
2022 Miscellaneous Statistics	206	276	Pitchers, Top Duos by Wins (Top 5)	323
BLUE JAYS HISTORY	207		Teammates With 30+ HR, 30+ 2B	323
History of the Toronto Blue Jays	208	277	& 100+ RBI (One Season)	323
History of the Logo	216	278	Most Wins vs. Losses by a Pitcher	324
History of the Uniform	217	278	Consecutive Batters Retired	324
Toronto Blue Jays in the Postseason	219	279	Game Records – Club	325
			Batting	325
			Pitching	325
			Fielding	325
			Player History	227
			All-Time Roster	227
			All-Time Uniform Numbers 1977-2022	230
			Player Transactions	234
			Blue Jays Trades	234
			Free Agency For Players on the	
			40-Man Roster	241
			Major League Rule 5 Draft,	
			1977-2022	242
			The Original Blue Jays	244
			Players With Most Seasons	
			as a Blue Jay	244
			Awards	245
			National Baseball Hall of Fame	245
			Retired Numbers	246
			Level of Excellence	247
			League Awards	250
			Baseball Writers Association	
			of America Awards	250
			Hank Aaron Award	250
			Edgar Martinez Award	250
			Silver Slugger Award	250
			Leland S. MacPhail Jr. Award	
			(MVP of ALCS)	250
			World Series Most Valuable Player	250
			Toronto Blue Jays All-Star Game	
			Selections	251
			Rawlings Gold Glove	252
			American League Player and	
			Pitcher Honours	253
			Player of the Week	253
			Player of the Month	254
			Pitcher of the Month	254
			Reliever of the Month	255
			Rookie of the Month	255
			Media Awards	256
			Toronto Chapter BBWAA	
			Award Winners	256
			The Sporting News Awards	257
			Baseball Man of the Year in Canada	257
			Baseball America	257
			Minor League Player of the Year	257
			Player and Pitcher of the Month	258
			Player of the Month	258
			Pitcher of the Month	259
			Blue Jays & Cy Young Voting	259
			Blue Jays and the AL Manager	
			of the Year Voting	260
			Rookie-of-the-Year	260
			Blue Jays and the MVP Voting	261
			Major League Awards	262
			Allen H. Selig Award for	
			Philanthropic Excellence	262
			Club Awards	262
			Bobbat Mattick and Al Lamacchia Awards	262
			Howard Starkman Award	262
			R. Howard Webster Awards	263
			Opening Day	264
			Season Openers	264
			Home Openers	265
			Season Opening Day	265
			Lineups	266
			BLUE JAYS RECORDS	269
			Season Records	270
			Club Statistics	270
			Year-by-Year Record	270
			Clinching/Elimination Dates	
			(Division Winner)	272
			All-Time Won-Lost Breakdown	273
			Doubleheader	273
			Standing by Month	274
			in First Place	274
			Playoff Statistics	275
			Batting	276
			Switch-Hitters	275
			Pitching	276
			Blue Jays Pitchers Whose MLB Debut	
			Came as a Starter	277
			The Last Time	278
			Position Players Who Pitched	
			for the Blue Jays	279
			Attendance Records	281
			2022 Attendance	281
			Blue Jays	281
			American League	281
			Individual Records	287
			Blue Jays Career Games by Position	287
			Home Run Records by Position (Season)	287
			Batting Leaders	288
			Pitching Leaders	292
			Fielding Percentage – League Leaders	295
			Shutouts	295
			Top Ten	296
			Single Season	296
			Batting Departments	296
			Pitching Departments	297
			All-Time	298
			Batting Departments	298
			Pitching Departments	299
			Perfect Starts to a Season	299
			Consecutive Wins in	
			Consecutive Game Starts	300
			Consecutive Winning Streaks	300
			by Pitchers	300
			Miscellaneous Statistics	301
			Pitching	301
			15-Game Winners	301
			Pitchers With Over 9 Innings	301
			in One Game	301
			Blue Jays – 10 Wins	301
			Blue Jays With 10-or-More	
			Strikeouts in a Game	302
			Low Hit Games by Blue Jays	
			(Individual/Combined)	303
			Batting	304
			.300 Hitters (502 or More PA)	304
			100 RBI	304
			30 Home Runs	304
			30 Stolen Bases	304
			Season Records – Individual	305
			Batting	305
			Pitching	305
			Miscellaneous	306
			Fielding Season Records	307
			Game Records – Individual	308
			Batting	308
			"Big" RBI Games	308
			Pitching	309
			Fielding	309
			Monthly Records – Individual	311
			Pitching	311
			Batting	311
			Club Records	312
			Toronto's Best Won-Lost Records	312
			Blue Jays Monthly Records	315
			Miscellaneous Statistics	315
			Best/Worst Homestands and Roadtrips	315
			Longest Winning Streaks (10 or More)	315
			Longest Losing Streaks (10 or More)	315
			Longest Home Winning Streaks	315
			Longest Road Winning Streaks	315
			Longest Home Losing Streaks	315
			Longest Road Losing Streaks	315
			Home Winning and Losing Streaks	316
			Winning and Losing Streaks	
			– Home and Road	316
			Biggest Innings	317
			Comebacks	318
			Largest Lead Changes	318
			Triple Plays	318
			Highest Scoring Games	319
			20 or More Hits	320
			Marathons in Blue Jays History	320
			Season Records – Club	321
			General	321
			Milestone Victories	321
			Batting	322
			Fielding	322
			Pitching	323
			Pitchers, Top Duos by Wins (Top 5)	323
			Teammates With 30+ HR, 30+ 2B	323
			& 100+ RBI (One Season)	323
			Most Wins vs. Losses by a Pitcher	324
			Consecutive Batters Retired	324
			Game Records – Club	325
			Batting	325
			Pitching	325
			Fielding	325



Monthly Records – Club 326

 Near No-Hitters Spoiled in the
 9th Inning 326

 Consecutive Games With
 at Least 1 RBI 326

Blue Jays Rookies 327

 Hits & Lows 327

 An Early Start 327

 Rookies Year by Year 328

 Top Five Rookies 329

Home Runs 330

Club Records 330

 Hitters 330

 Home Run Summary 330

 Pitchers 331

 Home Runs At Rogers Centre 332

 Rogers Centre 500 Level Home Runs
 Blue Jays Five or More 332

 Four Home Runs 333

 Home Runs in One Inning 333

 Back-to-Back-to-Back Home Runs 333

 Three Home Runs in One Inning 334

 Consecutive Games With at
 Least One Home Run 334

 Individual Records 335

 Yearly Home Run Leaders 335

 Most Home Runs, One Month 335

 Home Run Trios, One Season 335

 Home Run Duos, One Season 335

 Most Players 10 or More Home Runs 336

 Four Home Run Games 336

 Three Home Run Games 336

 Multiple 20-Plus Home Run Seasons 337

 Consecutive Game Home Runs 337

 Most Home Runs in a Season Series 337

 All-Time Longest Homerless Stretches 337

 Leadoff Home Runs 338

 Leading Off 338

 Blue Jays, Home Run on
 First Pitch of Game 338

 Homering From Both Sides
 — Blue Jays (Same Game) 338

 Pinch-Hit Home Runs 339

 PH Home Run Leaders 339

 Inside-the-Park Home Runs 340

 Extra-Inning Home Runs 341

 First Major League Hit as a Home Run 341

 Home Runs, First Major League At-Bat 341

 Walk-Off Home Runs 342

 Grand Slam Home Runs 343

 Leaders 343

 First Home Run as a Blue Jay to be a
 Grand Slam 344

 Youngest Blue Jays to Hit a
 Grand Slam, All Time 344

 Grand Slam Record 344

 Postseason and All-Star Homers 345

Blue Jays 345

 World Series 345

 League Championship Series 345

 League Division Series 345

 Wild Card 345

 All-Star Game 345

 Opponents 346

World Series 346

 League Championship Series 346

 League Division Series 346

 Wild Card 346

 All-Star Game 346

OPPONENTS 347

Opponents 348

 Leading Opponents vs. Blue Jays 348

 Low Hit Games vs. Blue Jays 349

 Opponents All-Time Leaders vs. Toronto 350

 American League Opponents 351

 National League Opponents 358

 Consecutive Wins and Losses Against
 American League Opponents 358

 Pitchers at the Plate 367

PLAYER DEVELOPMENT 369

Player Development 370

 Joe Scalfani 370

 Charlie Wilson 370

 Reed Klenk 370

 Tim Raines 370

 Devon White 370

Scouting 371

 Ryan Mittsman 371

 Shane Farrell 371

 Jose "Sandy" Rosario 371

 Lorenzo Perez 371

 Luis Natero 371

 Jose Contreras 372

 Aaron Acosta 372

 Harry Embinder 372

 Francisco Plasencia 372

 Kory LaFreniere 372

 Professional Scouts 373

 Amateur Scouts 374

 Area Scouts 375

 Amateur Scouting Support Staff 376

 International Scouts 377

 2023 Minor League Instructors 378

 Duncan, Eric 378

 Tarmago Jr., John 378

 Parry, Craig 378

 Solano, Danny 378

 Popham, Cory 379

 Hermann, Frank 379

 Paul, Josh 379

 Minor League Affiliates 380

 Buffalo Bisons 382

 Candaele, Casey 382

 Norton, Tim 382

 Hague, Matt 382

 Echevarria, Justin 382

 McGuivgan, Jake 382

 Phillips, Carson 382

 New Hampshire Fisher Cats 383

 Martin, Cesar 383

 Hayes, Drew 383

 Hackabay, Mitch 383

 Scheffer, Chris 383

 von Roemer, Matt 383

 Gomez, Anthony 383

 Vancouver Canadians 384

 Lavallee, Brent 384

Canelias, Danny 384

Bonnett, Joel 384

Wright, Ryan 384

Stephenson, Ashley 384

Bibens-Dirkx, Austin 384

Dunedin Blue Jays 385

Murphy, Donnie 385

Carroll, George 385

Riordan, Cory 385

Young, Matt 385

Stribricky, Petr 385

Hernandez, Yoel 385

FCL Blue Jays 386

 Mayorga, Jose 386

 Caceres, Antonio Gonzalez 386

 Caceres, Antonio Gonzalez 386

 Kelly, Brendan 386

 Elliott, Paul 386

 Hart, Corey 386

 Landers, Fred 387

 Lever, Jaime 387

 Cleary Jr., Delta 387

 Ponce, Ashley 387

 Tucker, Daniel 387

 DSL Blue Jays 388

 Ferrein, Andy 388

 Barreto, Deiferson 388

 Bautista, Robelin 388

 Nanita, Ricardo 388

 Mateo, Jose 388

 Morelos, Jair 389

 Silva, Luis 389

2023 Minor League Players 390

2022 First-Year Player Draft 393

2022 International Signings 393

MEDIA & MISCELLANEOUS 395

Media Services 396

2023 Regular Season
 Club/Media Regulations 397

Broadcasting 398

 Buck Martinez 398

 Dan Shulman 398

 Jamie Campbell 399

 Joe Siddall 399

 Ben Wagner 399

 TVA Sports 400

 Denis Casavant 400

 Rodger Brulotte 400

 Francois Paquet 400

 2023 Blue Jays Radio Station List 400

Rogers Centre 401

 Blue Jays at Rogers Centre and Exhibition
 Stadium 403

 Game Delays at Rogers Centre 404

 Ground Rules – Rogers Centre 404

 Home Postponements 404

 Rogers Centre Field Measurements 404

 Rogers Centre Address 404

 Rogers Centre Roof Openings 405

Blue Jays Spring Training Directory 406

 TD Ballpark 407

 Spring Training Record 408

 Spring Training Attendance 409

 Glossary of Medical Terms 410

 1st Team To Score 500 Runs 166

 Stieb's No-Hitter 37

 Suspended Games 203

 Toronto, Back-to-Back Home Runs More Than
 Once in the Same Game 389

 Toronto, 20 Wins in a 25-Game Span 69

 Toronto Blue Jays Ownership 10

 Toronto, Longest Consecutive Batters
 Retired Streaks 161

 Toronto, Most Consecutive Games With Starting
 Pitcher Allowing 3ER or Less, All-Time 107

 Toronto, Youngest Opening Day Starters,
 All-Time 85

 Toronto, Youngest Pitchers MLB Debut 180

 Toronto, Youngest To Hit First Home Run 80

 Winning the Game After Getting
 Out-Hit by 9 or More 286

 World Series Rings 349

 Youngest Blue Jays to Record
 First Multi-Homer Game 260

 Youngest Position Players to Appear
 On Opening Day for Toronto 186

2-0 in World Series Play 295

10 Consecutive Hits 316

10 Home Run Game 374

1991 All-Star Game 27

200 Home Runs 206

2021 Home Run Facts 342

Age When Managers Took Over
 Their First Game 25

Arbitration Cases 310

At the All-Star Break 343

Blue Jays, Most Consecutive Games
 With 1+ Double – All-Time 331

Blue Jays, Pitchers 40+ Years Old to
 Win Game – All-Time 115

Blue Jays With Two Extra-Base Hits
 in a Single Inning – All-Time 68

Boston Tee Off Party 201

Call it a Draw 242

Canadian Baseball Hall of Fame
 and Museum 255

Canadian Blue Jays 152

Dome Doubleheaders 303

First to 100 Home Runs 79

First Trip Lucky 348

First-Year Player Draft,
 1st Round Selections 148

Grand Slams Hit by a Toronto Rookie,
 All-Time 365

Hitting for the Cycle 134

Home Run Trivia 311

How Long Did it Take 102

Longest Rain Delays 202

Longest Scoreless Innings Streaks by a
 Toronto Reliever Within A Season 405

Managers 25

Most Consecutive Outings Without Allowing
 a Run to Start Career With Blue Jays 70

Most Home Runs Hit in a Series 317

Most Strikeouts in First Start For Blue Jays 81

Name the Team Contest 22

No Sweeps 55

O' Canada 350

Oldest & Youngest Blue Jays 112

Opening Up 243

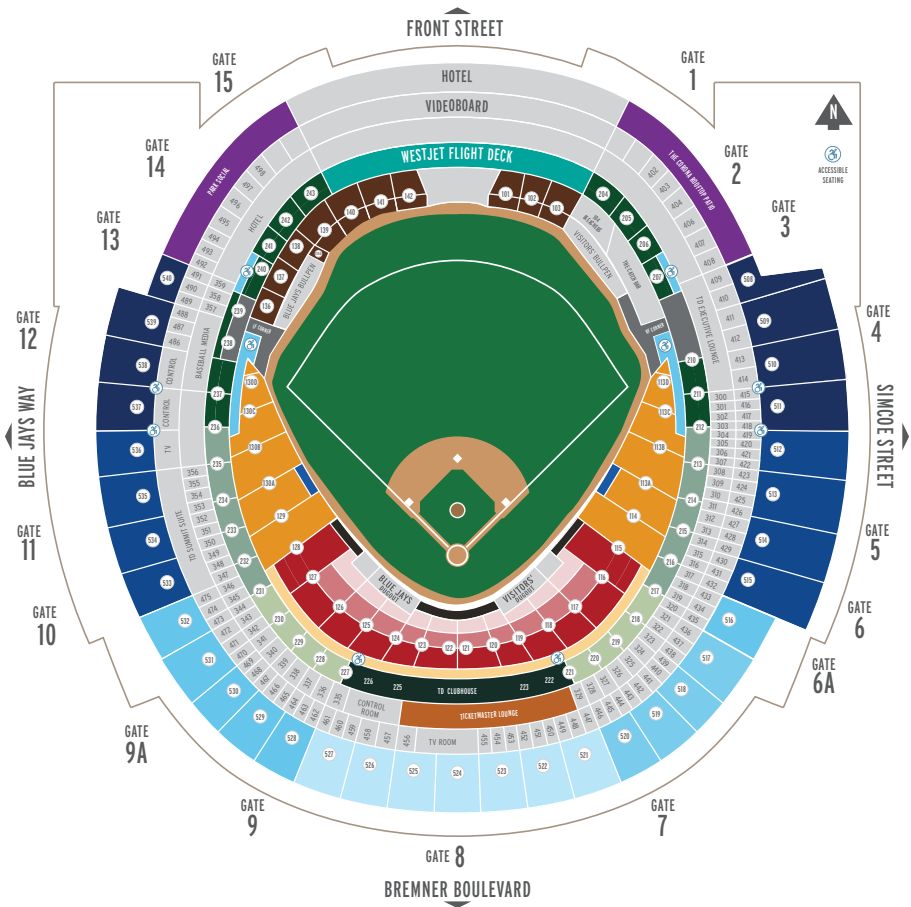
Over-Under 294

Seasons in Which Toronto Was the

Copyright © 2023 by the Toronto Blue Jays Baseball Club. All rights reserved. The use of any part of this publication reproduced, transmitted in any form or by any means, electronic, mechanical, photocopying, recording, or otherwise or stored in a retrieval system, without the prior written consent of the publisher – or in the case of photocopying or other reprographic copying, a license from the Canadian Reprography Collective – is an infringement of copyright law. All information is current to March 1, 2023. Entire contents are the property of the Toronto Blue Jays Baseball Club and cannot be reprinted in whole or in part without the permission of the Blue Jays Communications Department.

Printed and bound in Canada by: **Astley Gilbert Limited, Toronto, ON**





100 LEVEL

- In The Action
- Premium Dugout
- Premium Infield
- Field Level Infield
- Field Level Bases
- 100 Level Outfield
- Infield Accessible
- Outfield Accessible
- theScore Bet Baseline Box

200 LEVEL

- TD Clubhouse
- 200 Level Infield
- 200 Level Bases
- 200 Level Outfield
- Outfield Accessible
- 300 LEVEL
- Ticketmaster Lounge

500 LEVEL

- 500 Level Home Plate
- 500 Level Infield
- 500 Level Bases
- 500 Level Outfield



2023 SCHEDULE

MARCH / APRIL

SUN	MON	TUE	WED	THU	FRI	SAT
26	27	28	29	30 STL 4:10PM	31	1 STL 2:15PM
2 STL 2:15PM	3 KC 7:40PM	4 KC 7:40PM	5 KC 7:40PM	6 KC 2:10PM	7 LAA 9:38PM	8 LAA 8:07PM
9 LAA 4:07PM	10	11 DET 7:07PM	12 DET 7:07PM	13 DET 7:07PM	14 TB 7:07PM	15 TB 3:07PM
16 TB 1:37PM	17 HOU 8:10PM	18 HOU 8:10PM	19 HOU 8:10PM	20	21 NYY 7:05PM	22 NYY 1:05PM
23 NYY 1:35PM	24 CWS 7:07PM	25 CWS 7:07PM	26 CWS 1:07PM	27	28 SEA 7:07PM	29 SEA 3:07PM

MAY

SUN	MON	TUE	WED	THU	FRI	SAT
	1 BOS 7:10PM	2 BOS 7:10PM	3 BOS 7:10PM	4 BOS 6:10PM	5 PIT 6:35PM	6 PIT 6:35PM
7 PIT 1:35PM	8	9 PHI 6:40PM	10 PHI 4:05PM	11	12 ATL 7:07PM	13 ATL 3:07PM
14 ATL 1:37PM	15 NYY 7:07PM	16 NYY 7:07PM	17 NYY 7:07PM	18 NYY 7:07PM	19 BAL 7:07PM	20 BAL 3:07PM
21 BAL 1:37PM	22 TB 6:40PM	23 TB 6:40PM	24 TB 6:40PM	25 TB 1:10PM	26 MIN 8:10PM	27 MIN 2:10PM
28 MIN 2:10PM	29	30 MIL 7:07PM	31 MIL 7:07PM			

JUNE

SUN	MON	TUE	WED	THU	FRI	SAT
				1 MIL 1:07PM	2 NYM 7:10PM	3 NYM 4:10PM
4 NYM 1:40PM	5 HOU 7:07PM	6 HOU 7:07PM	7 HOU 7:07PM	8 HOU 7:07PM	9 MIN 7:07PM	10 MIN 3:07PM
11 MIN 1:37PM	12	13 BAL 7:05PM	14 BAL 7:05PM	15 BAL 1:05PM	16 TEX 8:05PM	17 TEX 4:05PM
18 TEX 2:35PM	19 MIA 6:40PM	20 MIA 6:40PM	21 MIA 12:10PM	22	23 OAK 7:07PM	24 OAK 4:07PM
25 OAK 1:37PM	26	27 SF 7:07PM	28 SF 7:07PM	29 SF 7:07PM	30 BOS 7:07PM	

JULY

SUN	MON	TUE	WED	THU	FRI	SAT
						1 BOS 3:07PM
2 BOS 1:37PM	3	4 CWS 8:10PM	5 CWS 8:10PM	6 CWS 8:10PM	7 DET 6:40PM	8 DET 1:10PM
9 DET 1:40PM	10	11	12	13	14 ARI 7:07PM	15 ARI 3:07PM
16 ARI 1:37PM	17	18 SD 7:07PM	19 SD 7:07PM	20 SD 1:07PM	21 SEA 10:10PM	22 SEA 4:10PM
23 SEA 4:10PM	24 LAD 10:10	25	26	27	28 LAA 7:07PM	29 LAA 3:07PM
30 LAA 12:05PM	31 BAL 7:07PM					

AUGUST

SUN	MON	TUE	WED	THU	FRI	SAT
		1 BAL 7:07PM	2 BAL 7:07PM	3 BAL 7:10PM	4 BOS 7:10PM	5 BOS 4:10PM
6 BOS 1:35PM	7 CLE 7:10PM	8 CLE 7:10PM	9 CLE 7:10PM	10 CLE 1:10PM	11 CHC 7:07PM	12 CHC 3:07PM
13 CHC 1:37PM	14	15 PHI 7:07PM	16 PHI 7:07PM	17	18 CIN 6:40PM	19 CIN 6:40PM
20 CIN 1:40PM	21	22 BAL 7:05PM	23 BAL 7:05PM	24 BAL 7:05PM	25 CLE 7:07PM	26 CLE 3:07PM
27 CLE 1:37PM	28 WSH 7:07PM	29 WSH 7:07PM	30 WSH 3:07PM	31		

SEPTEMBER / OCTOBER

SUN	MON	TUE	WED	THU	FRI	SAT
					1 COL 8:40PM	2 COL 8:10PM
3 COL 3:10PM	4 OAK 4:07PM	5 OAK 9:40PM	6 OAK 3:37PM	7	8 KC 7:07PM	9 KC 3:07PM
10 KC 1:37PM	11 TEX 7:07PM	12 TEX 7:07PM	13 TEX 7:07PM	14 TEX 7:07PM	15 BOS 7:07PM	16 BOS 3:07PM
17 BOS 1:37PM	18	19 NYY 7:05PM	20 NYY 7:05PM	21 NYY 7:05PM	22 TB 6:40PM	23 TB 4:10PM
24 TB 1:10PM	25	26 NYY 7:07PM	27 NYY 7:07PM	28 NYY 7:07PM	29 TB 7:07PM	30 TB 3:07PM

HOME

AWAY

Opponents and dates are subject to change. Schedule as of January 27, 2023.

™TORONTO BLUE JAYS and all related marks and designs are trademarks and/or copyright of Rogers Blue Jays Baseball Partnership. ©2023